

# SQUAREGLES®

PLAY BEYOND THE BUILD!®



## INNOVATOR SET

  @squaregles | squaregles.com

All images shown are for illustration purposes only. Actual product may vary. Art in this guide is not included on panels.

# SQUAREGLES<sup>®</sup>

# INNOVATOR

# SET

## INNOVATOR SET

Welcome to the Squaregles universe!	1
Squaregles + MESH	2
Problem Solving and Storytelling	3
Who are the Oggs?	4
Innovator Set Piece List	5
Pieces Explained	6 - 7
Let's Build!	8 - 14

## EXTRA BUILD IDEAS!

Beginner	15
Intermediate	16
Combining Build Ideas! *	17

\* Includes sets that are sold separately. Check out [squaregles.com](https://squaregles.com) for additional sets.

# WELCOME TO THE SQUAREGLES® UNIVERSE!

The Squaregles® universe is full of Oggs® and Erggs™, and the things they create! Oggs and Erggs are adventurous characters that spend their days pulling pranks, building crazy contraptions and losing their heads (literally!). They've got powers to discover.

Squaregles magnetically connectable frames have crazy awesome panels that pop in and out. Panels are blank and themed, flat and 3D, paperboard and plastic. Why? Every child's play style is unique, so every Squaregles build can be too. Whether you're an action seeker, contraption maker, builder, inventor, artist or storyteller, Squaregles is for you. Hello hours of fun and engagement.

On top of all the fun, playing with Oggs and Squaregles helps build Mental, Emotional and Social Health skills (MESH). Your child is able to take on new and exciting challenges, solve problems and create stories. All of these skills are proven to improve MESH.



# SQUAREGLES + MESH

TAKE THE PLAY EVEN FURTHER!

MESH (Mental, Emotional, Social Health) in children is important to building resiliency. There are four skills that have been identified to improve MESH through play:

1. Focus on **problem solving** and perseverance
2. Encourage **storytelling**
3. Present new or increasing challenges during the duration of play
4. Draw children and their adults to play together

Squaregles is designed specifically to develop these four MESH skills!



# COMBINING PHYSICAL AND VERBAL PROBLEM SOLVING

WITH ERIKA CARDAMONE, MS, CCC-SLP

## How does Squaregles do this?

- ▶ Children construct and modify their builds, as well as their stories through the characters.
- ▶ The builds can start off simple, but can become increasingly challenging as you see fit.
- ▶ Following step-by-step directions and revising construction is problem solving!
- ▶ Grownups can explain perseverance and verbally identify challenges, like "Wow, this is really tricky to balance. I wonder if we'll get it on the first try."
- ▶ Encourage storytelling! When children practice storytelling, they're doing so much more than just talking... they're verbalizing emotions, solving problems, negotiating roles, using critical thinking and language to engage with the world around them.

## SIMPLE STRATEGIES TO ENGAGE IN STORYTELLING WITH YOUR CHILD:

Let your child lead the play – you are the Producer, your child is the Director of play.

The Oggs (characters) are essential for building the story. They interact through conversation, thinking, planning, and more!

Use "I wonder..." statements and open-ended questions, like "I wonder how they'll get back to shore," "How will they get rid of the shark?"

Be open to plot twists. Encourage modifications to the story and the build! For example, adding a floating dock to jump off and swim.




We partnered with Speech-Language Pathologist (and Toy Expert!), **Erika Cardamone**, to create ways to encourage storytelling with Squaregles. In the build section (starting on page 14), Erika has included some storytelling prompts for you to use while playing beyond the build!

# WHO ARE THE OGGs®?

**Oggs**® are curious, sometimes sassy, always adventurous creatures. In the Squaregles universe, they uncover magical items called **Totems**!

With powerups from Totems, Oggs activate special, often surprising, and not always helpful, magical powers. How will they use them?!

Beware, the mischievous **Erggs**™ have Totems too...



## TOTEMS EXPLAINED

Along the way, Oggs uncover magical items called **Totems**. While it's a mystery where these Totems came from (or who left them behind), Oggs have discovered that Totems magically unlock powerups when equipped.

Each powerup is unique to every Ogg. For example, the Unicorn Helmet may allow Flare to teleport, but for others... well, the power may be more unpredictable. The only thing known for sure is that this is just the beginning...

## Innovator Set Piece List

1  
Wren Head



1  
Bax Head




1  
2-Legged Body



1 Unicorn Helmet



1 Dragon Helmet



1  
Oggs® Car



16  
Square Frames



4  
Triangle Frames



4 Edge Frames



4 Bridge Clips



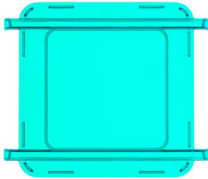
1  
Ramper



5 Paperboard Panels




3  
Straight Tracks



3  
Square Panels



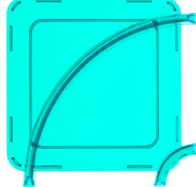
2  
Triangle Panels




1  
60° Turn Track



1  
90° Turn Track



1  
Hole-in-One




2  
Triangle Panels



1  
60° Railing


1  
Mega Jump



Something missing? Please reach out to us at [build@squaregles.com](mailto:build@squaregles.com). We're here to help!

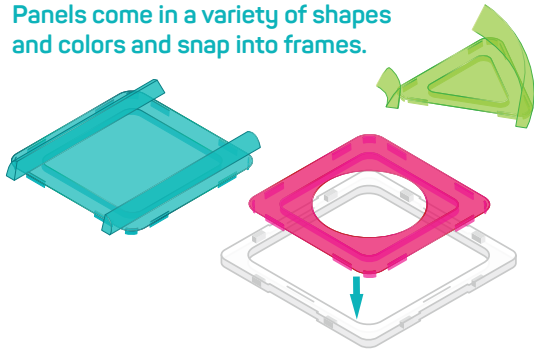
## Frames

Frames are magnetic triangles and squares.



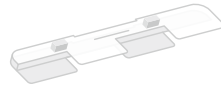
## Panels

Panels come in a variety of shapes and colors and snap into frames.




## Edge Frames

Pop edge frames onto ramps and paperboard to connect them magnetically to other frames!

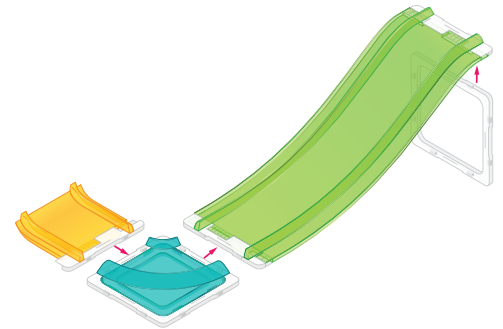



## Ramps

Ramps are panels with an incline. Pop an edge frame on them to connect them magnetically to your build!



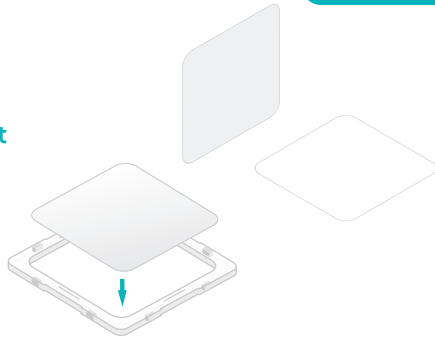
## Edge Frames + Ramps






## Paperboard

Paperboard are the blank paper pieces that you can draw on and snap into square and edge frames!



## Paperboard + Edge Frame = Interactive Pieces!




## Oggs

Oggs are clever, adventurous characters included in the Squaregles Universe.

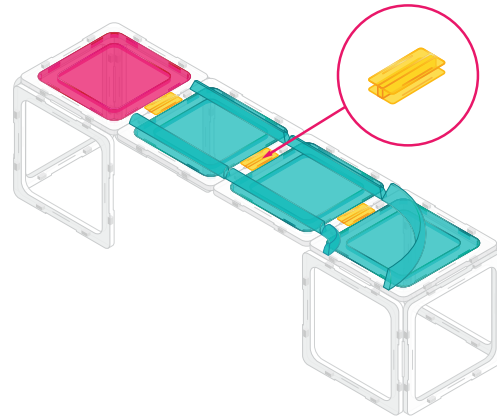
Oggs heads are balls! Roll them down ramps or attach them to their bodies or cars for endless ways to play.

Attach Oggs' head to their bodies and cars with their hats.



## Bridge Clips

Bridge clips are our small, but mighty pieces. They reinforce magnetic connections, so you can build suspended bridges and bigger builds with fewer frames!



### ✓ Building Tip

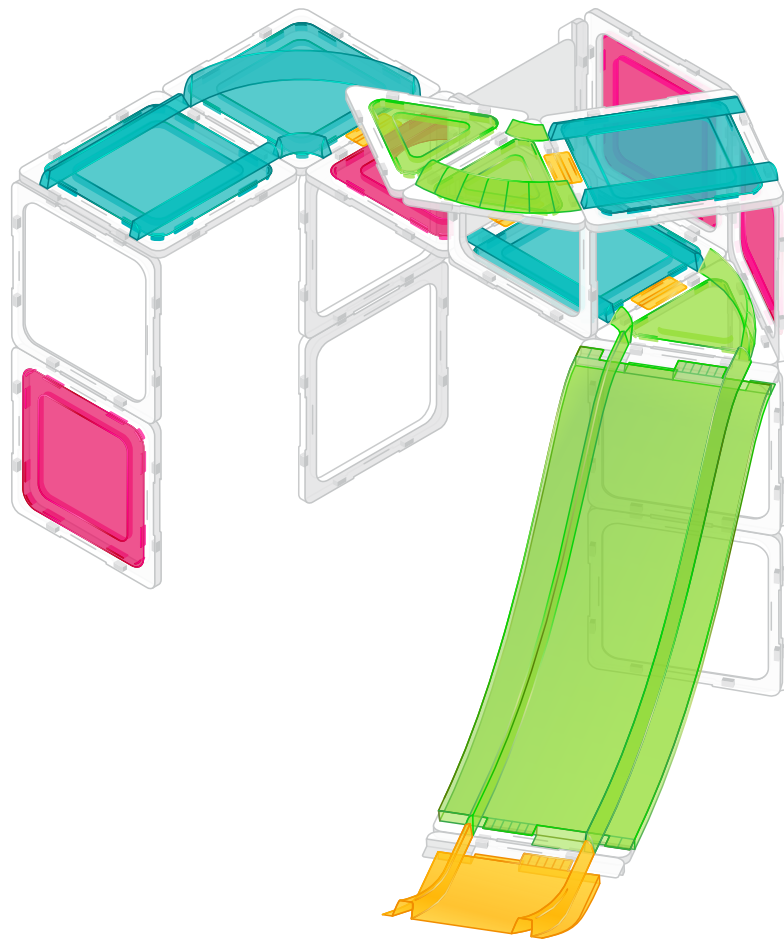
Use the bridge clips to build taller structures with fewer square frames!

# LET'S BUILD!

Not sure where to start? Here are step-by-step instructions to recreate the build on the front of the box.

**Heads up!** This is an advanced build and may take some trial and error the first time. For younger kiddos (or if you just want to start with an easier build), we suggest beginning with some of the build ideas on the following pages or creating your own masterpiece!

Tag us on social media with [#squaregles](#). We can't wait to see the creations, contraptions and challenges you will dream up!

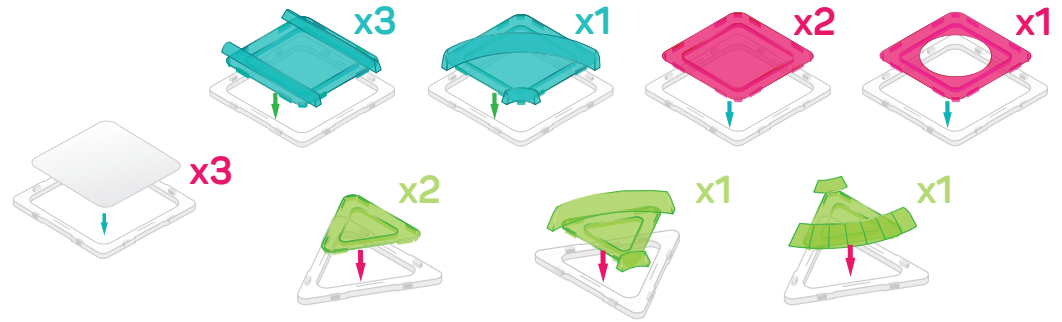


STEP

1

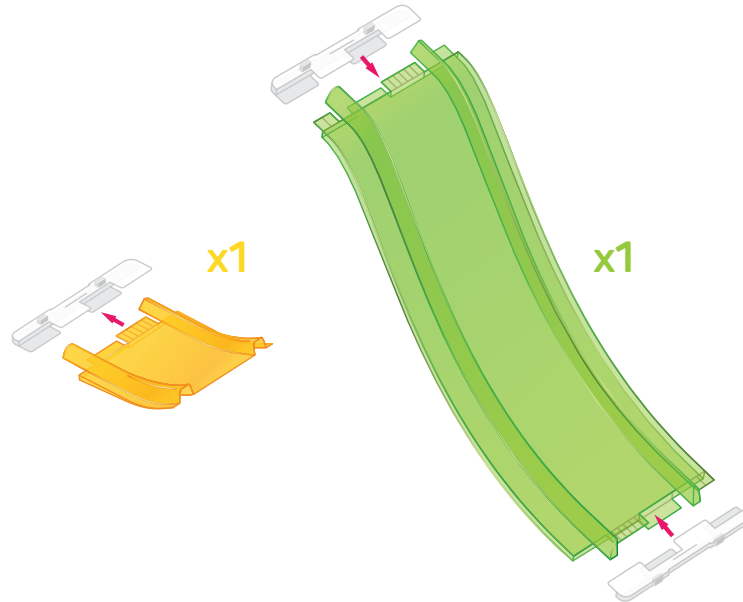
**Snap panels into frames.**

**Build Tip:** Less is more. You don't need 4-6 squares per level to build a tower, our magnets are strong so you can use less and maximize your build.



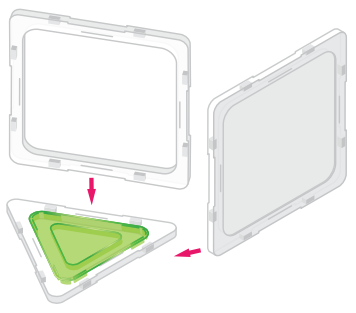
STEP

2

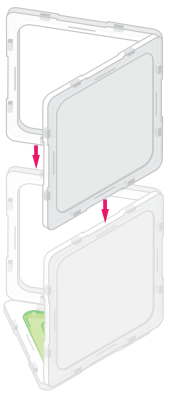
**Attach edge frames to ramps and rammers.**

**STEP 3** Let's build the slide.

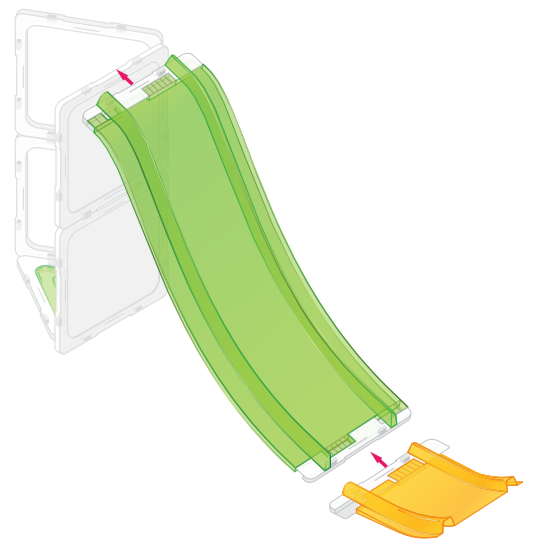
A



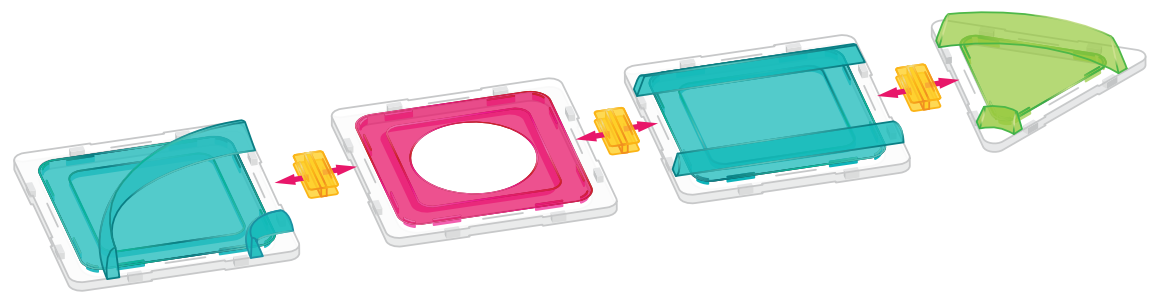
B



C



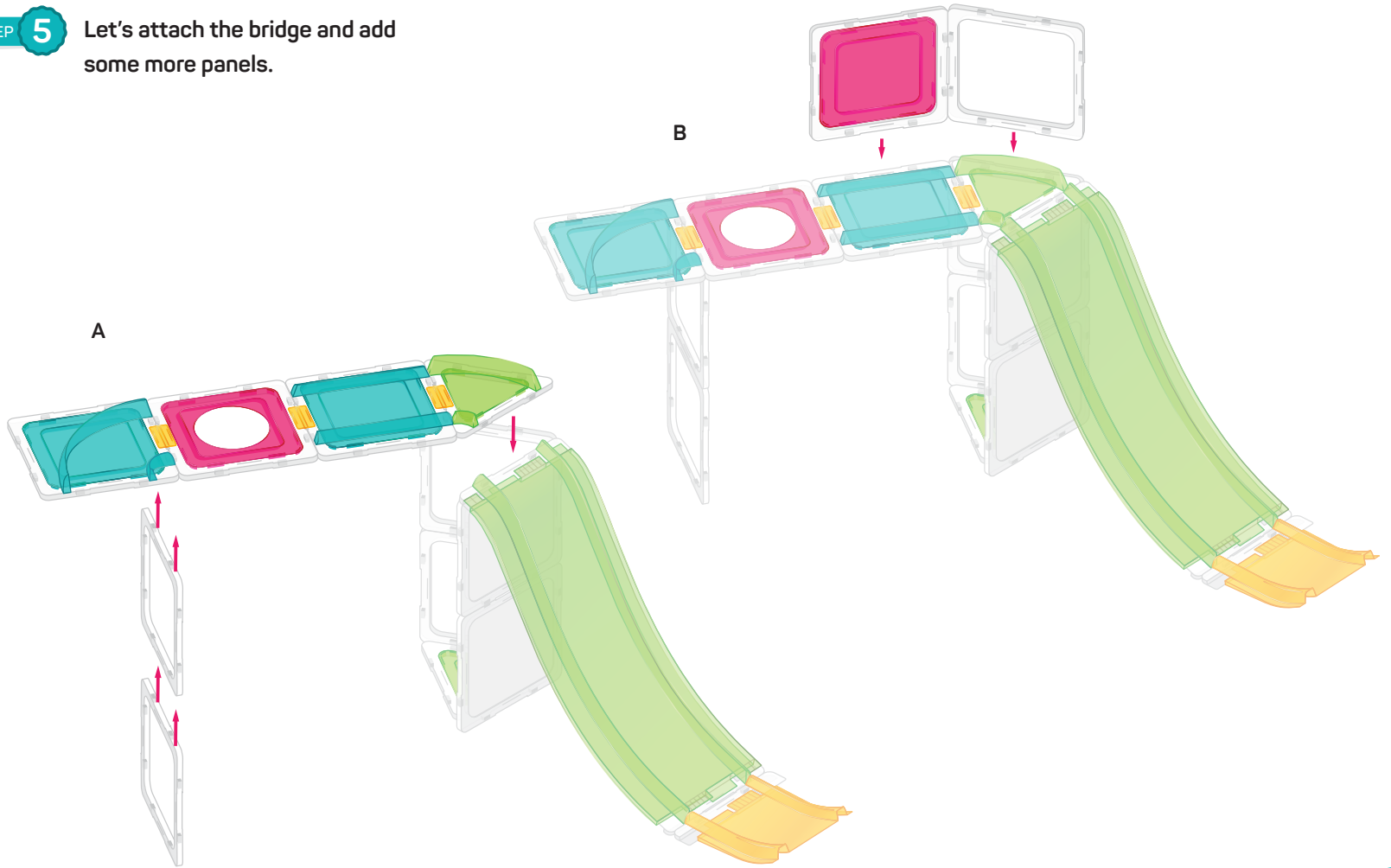
**STEP 4** Let's build a track with bridge clips.



STEP

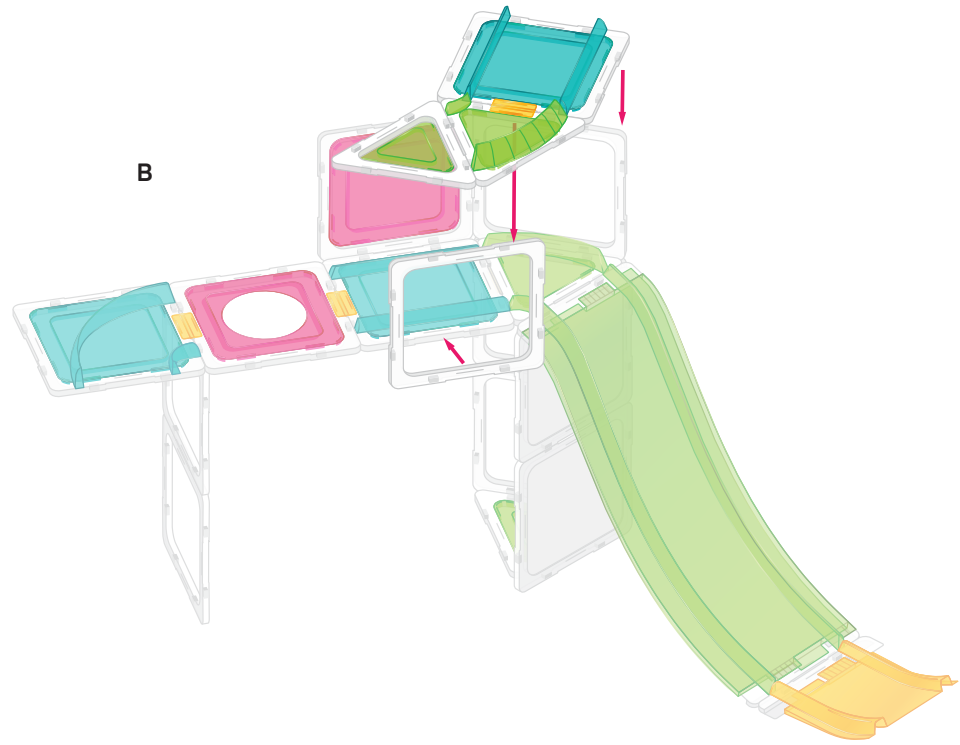
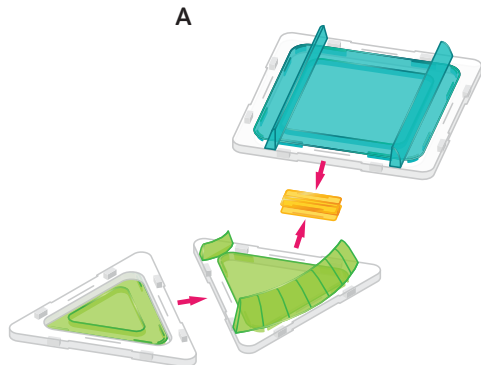
5

Let's attach the bridge and add some more panels.



STEP 6

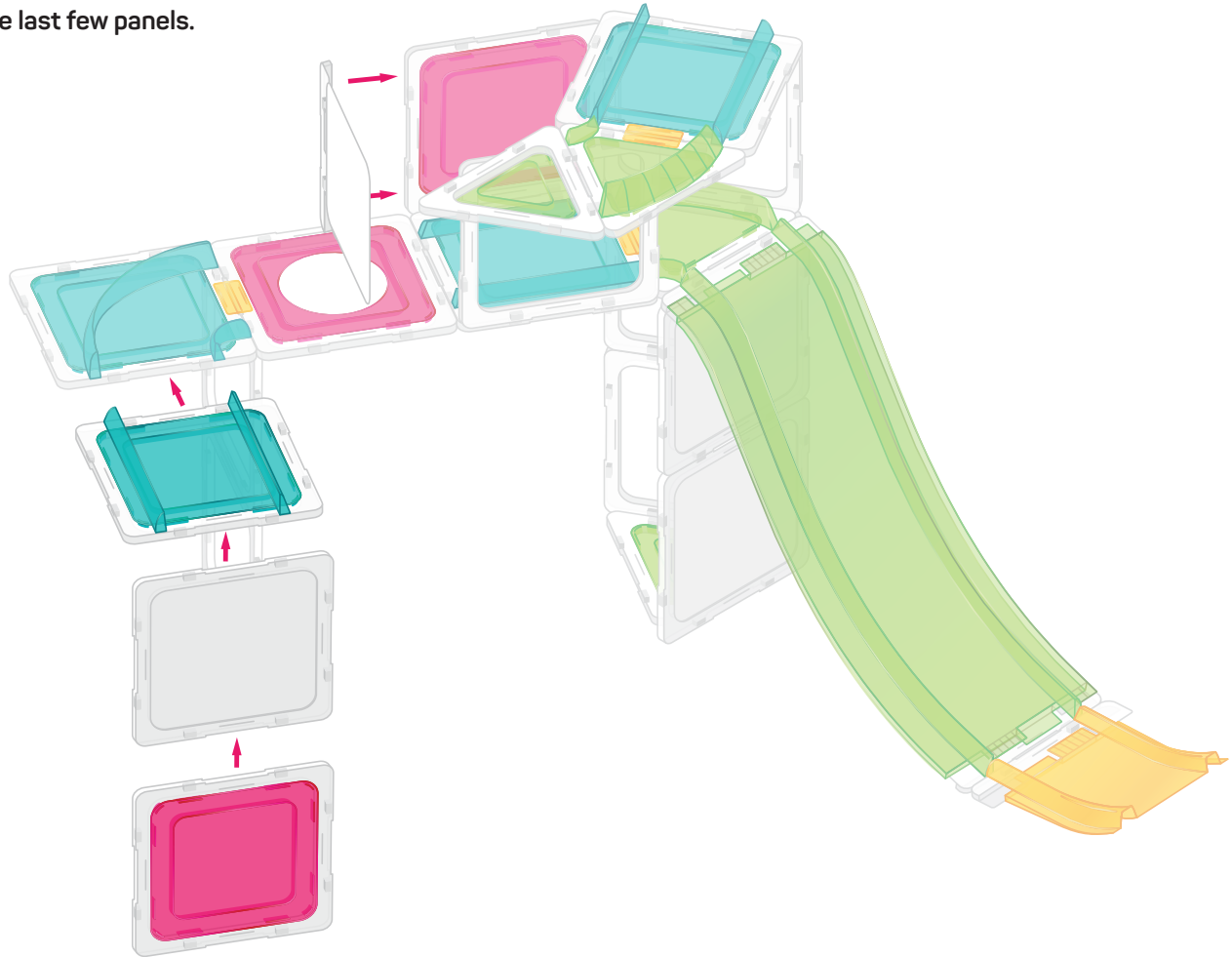
Let's build the overpass.



STEP

7

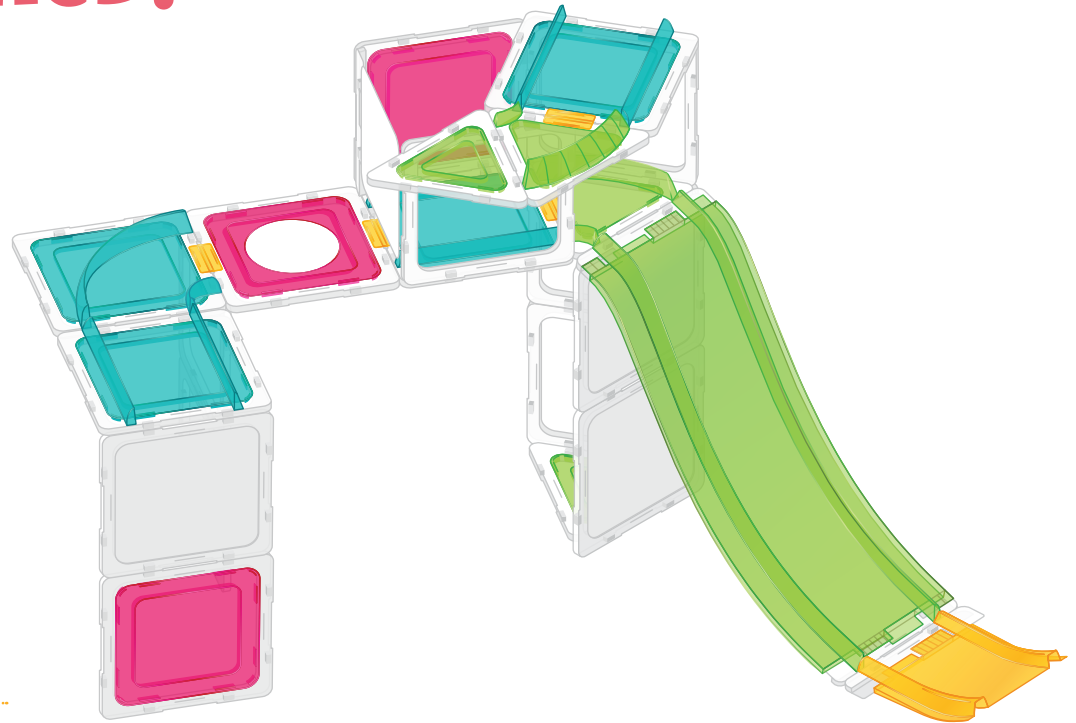
Let's add the last few panels.



# BUILD FINISHED!

## STORY PROMPTS:

- ▶ Ogs find an amazing lookout tower and climb up for a magnificent view. They discovered that when they put on the Dragon Helmet, they gained super sight! What can they see?
- ▶ Adventurous Ogs find themselves transported to a dinosaur habitat on top of a mountain! They leverage their superpowers, fast rolling heads and fast car to quickly help a baby dinosaur down below.
- ▶ Bax and Wren discover they can teleport to any place in the world when they touch their magic helmets together. When they touch helmets again, they're back safely in the treehouse. Where will their next adventure take them?



---

## MESH PROMPT:

Tell me who you trust that would be fun to adventure with. What qualities does this person have that make them trustworthy?



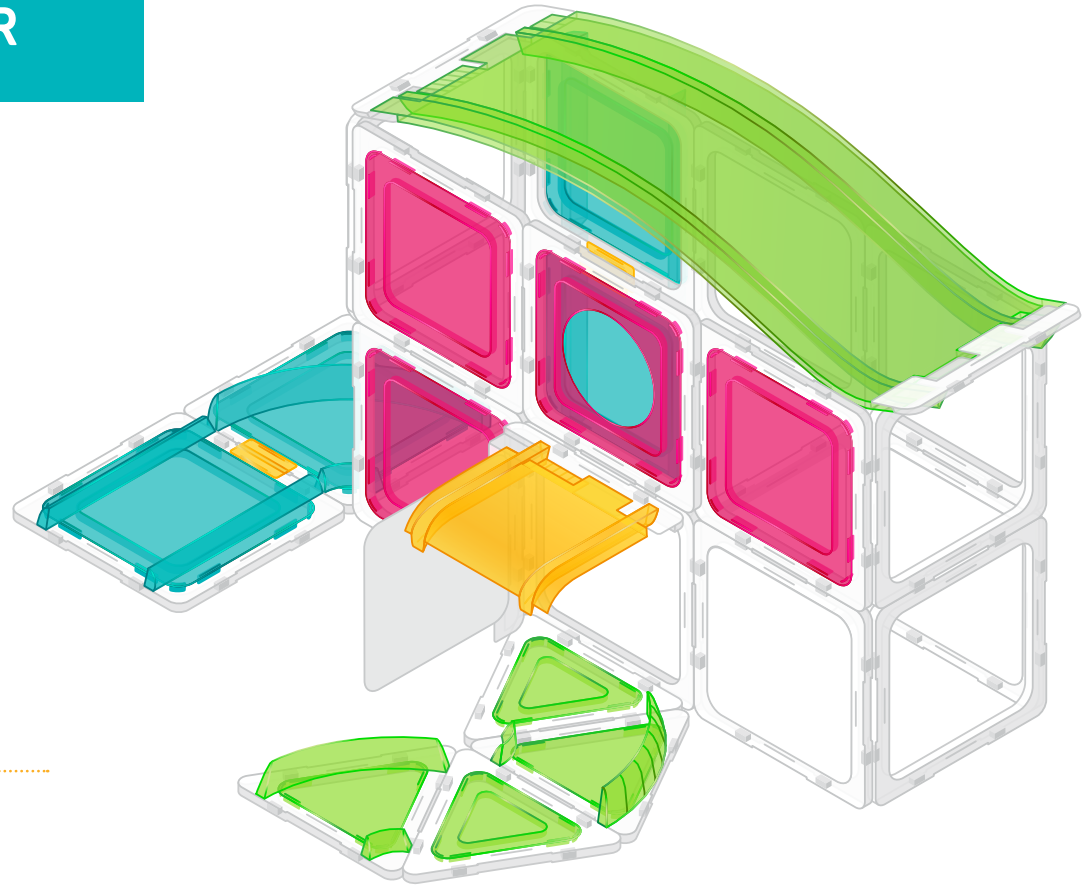
## STORY PROMPTS:

- ▶ Bax constructs a house he's proud of. He even creates a secret room that's invisible to everyone but him!
- ▶ Bax is having a housewarming party but is worried his living room won't fit him and all his besties. Can we rearrange the house to fit everyone?
- ▶ It's Bax's birthday! Wren wants to surprise Bax at his house, but doesn't want to use the garage or the front door. How can she get in?

---

## MESH PROMPT:

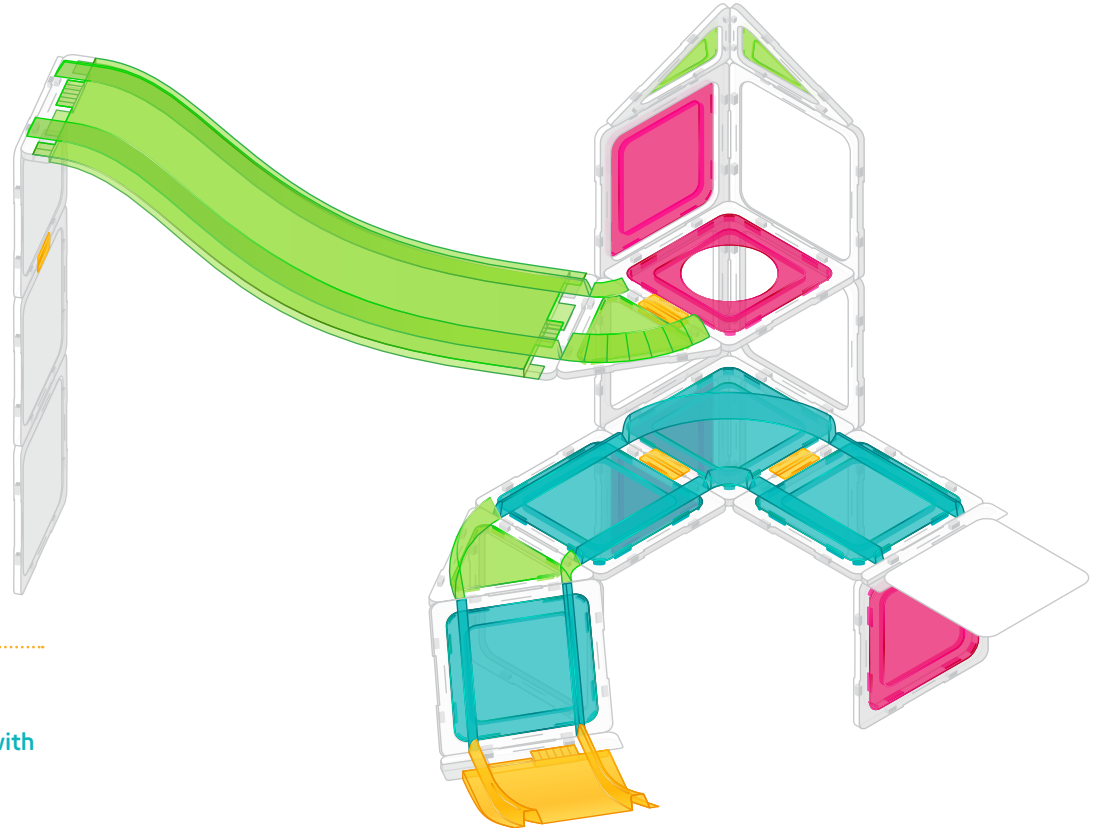
Tell me about a time when you felt proud of something you did. Was it something unexpected or did you set a goal and make a plan to achieve it?



# INTERMEDIATE

## STORY PROMPTS:

- ▶ The neighborhood firehouse is a special one. It's filled with courage, teamwork, and helping hands. It has a meeting area and the Oggs always do practice drills so they're prepared.
- ▶ The slide at the waterpark is broken and Oggs keep falling through the hole. How can we rebuild to make a giant slide?
- ▶ Oggs love to ride down in their elevator. With the press of a button, the elevator takes them to awesome places, like deep in the ocean and high in the clouds.



---

## MESH PROMPT:

Tell me about a time you worked together with a team to get something important done.

**COMBO  
BUILD  
IDEA 1**

Innovator Set

+ Oggsmore Keep: A Castle Saga


(sold separately)

Innovator Set

+ Go's Spiral Drop

(sold separately)

**COMBO  
BUILD  
IDEA 2**








# SQUAREGLES®

 Email: [build@squaregles.com](mailto:build@squaregles.com)

 Instagram: [Squaregles](https://www.instagram.com/Squaregles)

 TikTok: [Squaregles](https://www.tiktok.com/Squaregles)

## ATTENTION!

-  Do not submerge the product in water and never use washing machines or dishwashers to clean the product.
-  Do not allow children to put parts in their mouth, as there may be a risk of choking. This product contains small parts and should not be used by children under 3 years old.
-  If the parts break, be sure to collect all pieces and discard them immediately.
-  Keep the product away from objects affected by magnets, such as credit cards, watches TVs, computers, cellphones, and other electronics.
-  Please wipe with a dry towel if the product becomes dirty.

2023 Squaregles LLC. All Rights Reserved.  
Squaregles, Squaregles logo, Oggs, Oggs logo, Erggs, Erggs logo, Get Lost in Play!, Play beyond the Build, Build Outside the Box, and associated trademarks and trade dress are owned by Squaregles LLC. Squaregles patent information is available at [squaregles.com/patents](https://squaregles.com/patents)