

SQUAREGLES®

PLAY BEYOND THE BUILD!



ERGGS'™ CRASH ARENA

  @squaregles | squaregles.com

All images shown are for illustration purposes only. Actual product may vary. Art in this guide is not included on panels.

SQUAREGLES

**ERGGS'™
CRASH
ARENA**

ERGGS' CRASH ARENA SET

Welcome to the Squaregles universe!	1
Squaregles + MESH	2
Problem Solving and Storytelling	3
Who are the Oggs and Erggs?	4
Erggs' Crash Arena Piece List	5
Pieces Explained	6 - 8
Let's Build!	9 - 14

EXTRA BUILD IDEAS!

Beginner	15
Intermediate	16
Combining Build Ideas! *	17


* Includes sets that are sold separately. Check out squaregles.com for additional sets.

WELCOME TO THE SQUAREGLES® UNIVERSE!

The Squaregles® universe is full of Oggs® and Erggs™, and the things they create! Oggs and Erggs are adventurous characters that spend their days pulling pranks, building crazy contraptions and losing their heads (literally!). They've got powers to discover.

Squaregles magnetically connectable frames have crazy awesome panels that pop in and out. Panels are blank and themed, flat and 3D, paperboard and plastic. Why? Every child's play style is unique, so every Squaregles build can be too. Whether you're an action seeker, contraption maker, builder, inventor, artist or storyteller, Squaregles is for you. Hello hours of fun and engagement.

On top of all the fun, playing with Oggs, Erggs, and Squaregles helps build Mental, Emotional and Social Health skills (MESH). Your child is able to take on new and exciting challenges, solve problems and create stories. All of these skills are proven to improve MESH.



SQUAREGLES + MESH

TAKE THE PLAY EVEN FURTHER!

MESH (Mental, Emotional, Social Health) in children is important to building resiliency. There are four skills that have been identified to improve MESH through play:

1. Focus on **problem solving** and perseverance
2. Encourage **storytelling**
3. Present new or increasing challenges during the duration of play
4. Draw children and their adults to play together

Squaregles is designed specifically to develop these four MESH skills!



COMBINING PHYSICAL AND VERBAL PROBLEM SOLVING

WITH ERIKA CARDAMONE, MS, CCC-SLP

How does Squaregles do this?

- ▶ Children construct and modify their builds, as well as their stories through the characters.
- ▶ The builds can start off simple, but can become increasingly challenging as you see fit.
- ▶ Following step-by-step directions and revising construction is problem solving!
- ▶ Grownups can explain perseverance and verbally identify challenges, like "Wow, this is really tricky to balance. I wonder if we'll get it on the first try."
- ▶ Encourage storytelling! When children practice storytelling, they're doing so much more than just talking... they're verbalizing emotions, solving problems, negotiating roles, using critical thinking and language to engage with the world around them.

SIMPLE STRATEGIES TO ENGAGE IN STORYTELLING WITH YOUR CHILD:

Let your child lead the play – you are the Producer, your child is the Director of play.

The Oggs and Erggs (characters) are essential for building the story. They interact through conversation, thinking, planning, and more!

Use "I wonder..." statements and open-ended questions, like "I wonder how they'll get back to shore," "How will they get rid of the shark?"

Be open to plot twists. Encourage modifications to the story and the build! For example, adding a floating dock to jump off and swim.



We partnered with Speech-Language Pathologist (and Toy Expert!), Erika Cardamone, to create ways to encourage storytelling with Squaregles. In the build section (starting on page 14), Erika has included some storytelling prompts for you to use while playing beyond the build!

WHO ARE THE OGGs® AND ERGGs™?

Oggs® are curious, sometimes sassy, always adventurous creatures. **Erggs**™ are just like the Oggs, but with a side of mischief, and don't always use their powers for good.

In the Squaregles universe, they uncover magical items called **Totems**! With powerups from Totems, Oggs and Erggs activate special, often surprising, and not always helpful, magical powers. How will they use them?!



TOTEMS EXPLAINED

Along the way, Oggs and Erggs uncover magical items called **Totems**. While it's a mystery where these Totems came from (or who left them behind), Oggs and Erggs have discovered that Totems magically unlock powerups when equipped.


Each powerup is unique to every Ogg and Ergg. For example, the Unicorn Helmet may allow Flare to teleport, but for others... well, the power may be more unpredictable. The only thing known for sure is that this is just the beginning...

Eggs' Crash Arena Piece List

8
Square Frames



6
Paperboard Panels



2
Bridge Clips



4
Edge Frames



2
Double Edge Clips



1
Square Track



2
Two-Lane Double Edge Clips



8
Stacking Blocks



1
Amethyst Head




1
Purple Racing Helmet



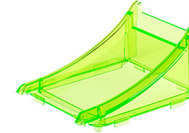
1
Eggs Car



1
Merge Zone



1
Jump Track



1
Go Head




1
Yellow Racing Helmet



1
Oggs Car



1
Hairpin Turn




2
2-Legged Bodies



1
Cannon Launcher




2
Straight Tracks



Something missing? Please reach out to us at build@squaregles.com. We're here to help!

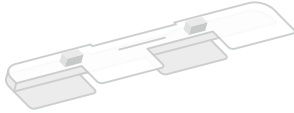
Frames

Frames are magnetic squares in this set.



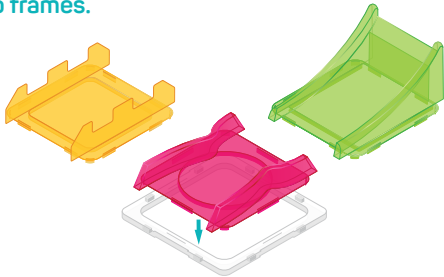
Edge Frames

Pop edge frames onto ramps and paperboard to connect them magnetically to other frames!



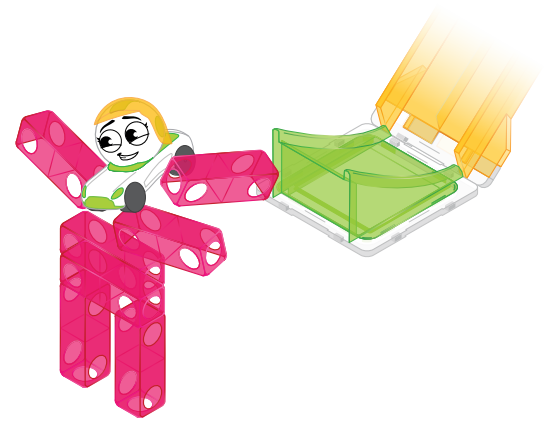

Panels

Panels come in a variety of shapes and snap into frames.



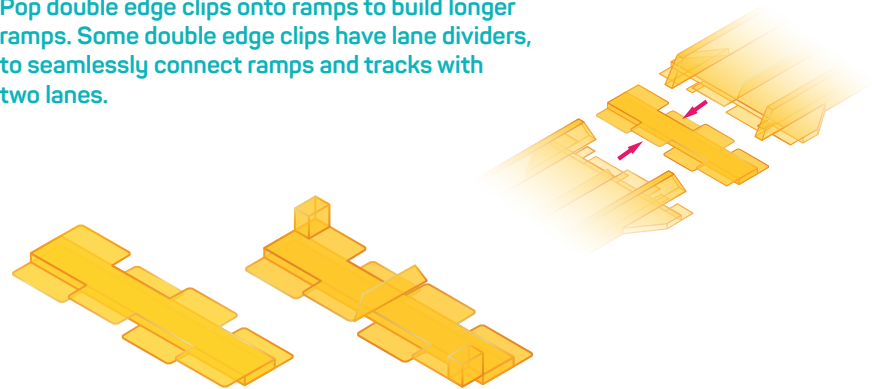
Stacking Blocks

Stack them at the end of a ramp, or anywhere, for a crash! You can also make an Oggs sandwich.

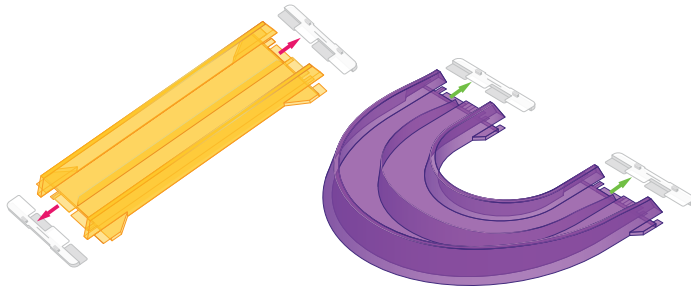


Double Edge Clips

Pop double edge clips onto ramps to build longer ramps. Some double edge clips have lane dividers, to seamlessly connect ramps and tracks with two lanes.

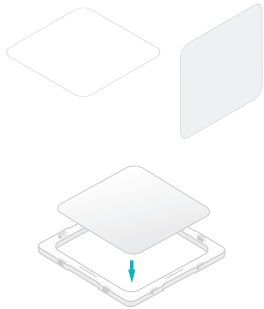


Edge Frames + Track Pieces

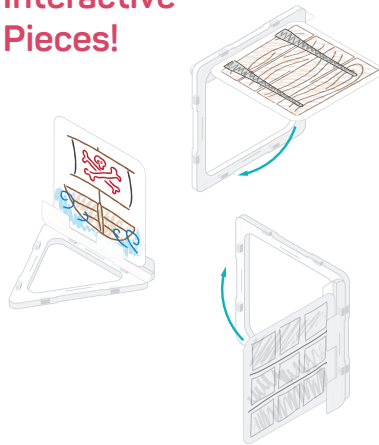


Paperboard

Paperboard are the blank paper pieces that you can draw on and snap into square and edge frames!



Paperboard + Edge Frame = Interactive Pieces!



Oggs and Erggs

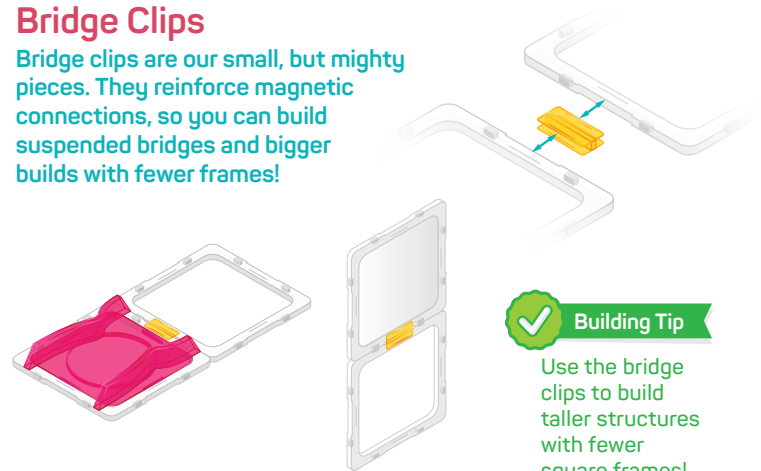
Oggs are clever, adventurous characters included in the Squaregles Universe. Erggs are just like the Oggs, but with a side of mischief. They like to prank the Oggs and don't always use their powers for good.



Oggs and Erggs heads are balls! Roll them down ramps or attach them to their bodies for endless ways to play. Attach their heads to their bodies with their hats.

Bridge Clips

Bridge clips are our small, but mighty pieces. They reinforce magnetic connections, so you can build suspended bridges and bigger builds with fewer frames!



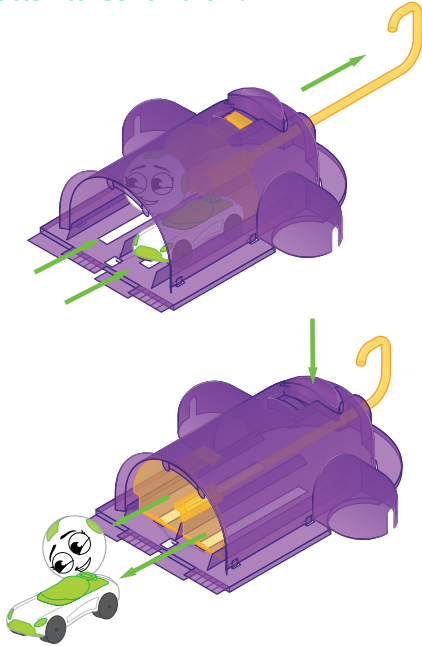
Building Tip

Use the bridge clips to build taller structures with fewer square frames!

Pieces Explained

Cannon

Pull and load heads and cars. Push the button to launch them!



Set your speed through rubber bands:

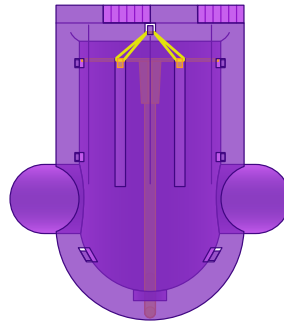
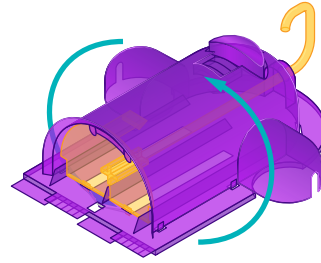


Medium

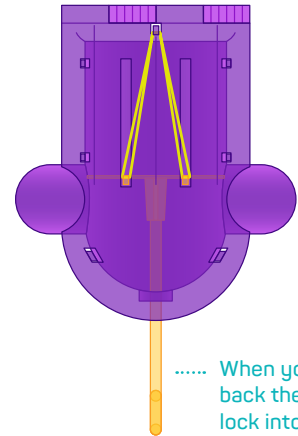


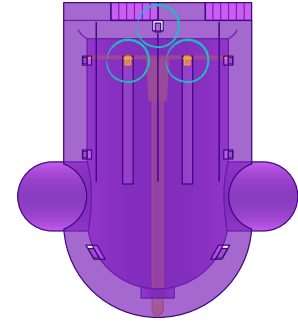


Fast

Flip over the launcher to set it up!



Hook one of the included rubber bands around these 3 notches




..... When you draw back the pull, it will lock into place.

LET'S BUILD!

Not sure where to start? Here are step-by-step instructions to recreate the build on the front of the box. **Heads up!** This may take some trial and error the first time.

Tag us on social media with [#squaregles](https://twitter.com/squaregles). We can't wait to see the creations, contraptions and challenges you will dream up!

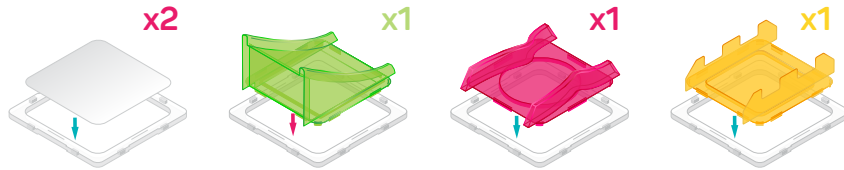


STEP

1

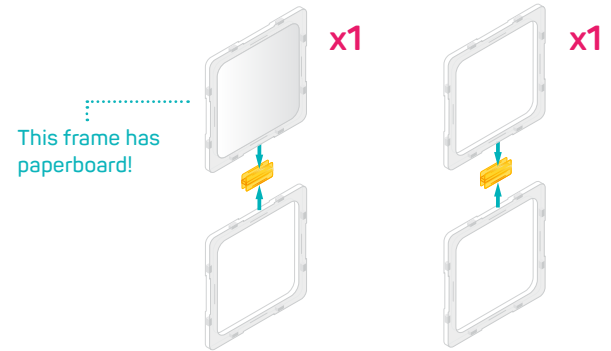
Snap panels into frames.

Build Tip: Less is more. You don't need 4-6 squares per level to build a tower, our magnets are strong so you can use less and maximize your build.



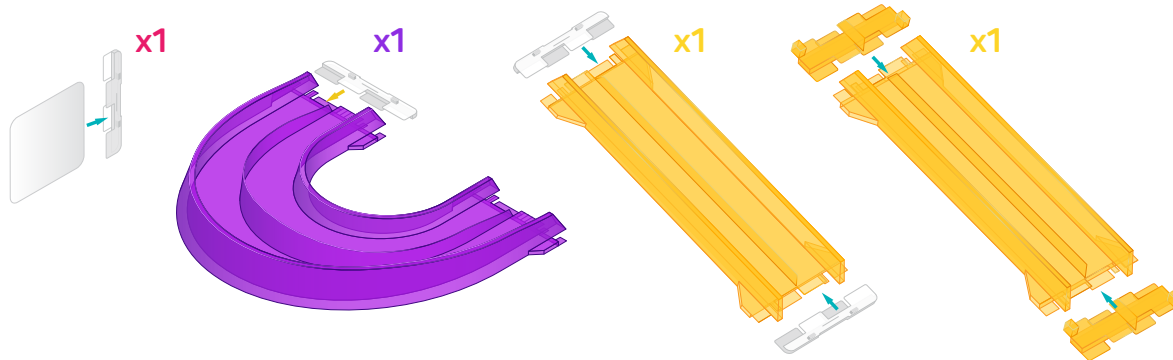
STEP

2

Attach frames with bridge clips.

STEP

3

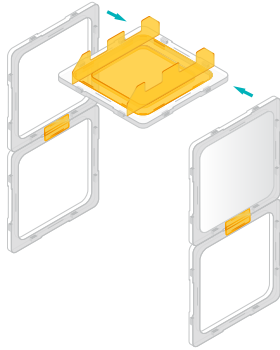
Attach edge frames and edge clips to paperboard and ramps.

STEP

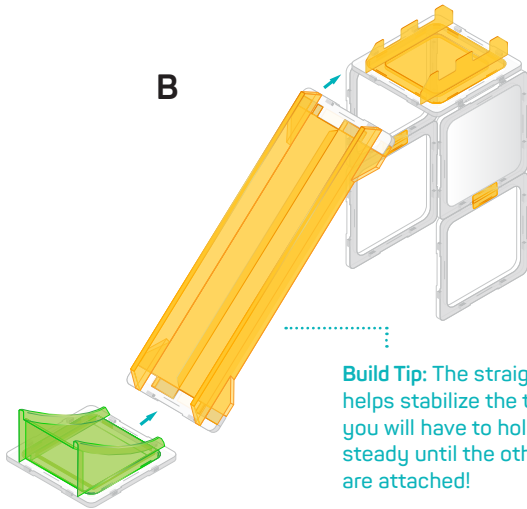
4

Let's build the crash jump tower!

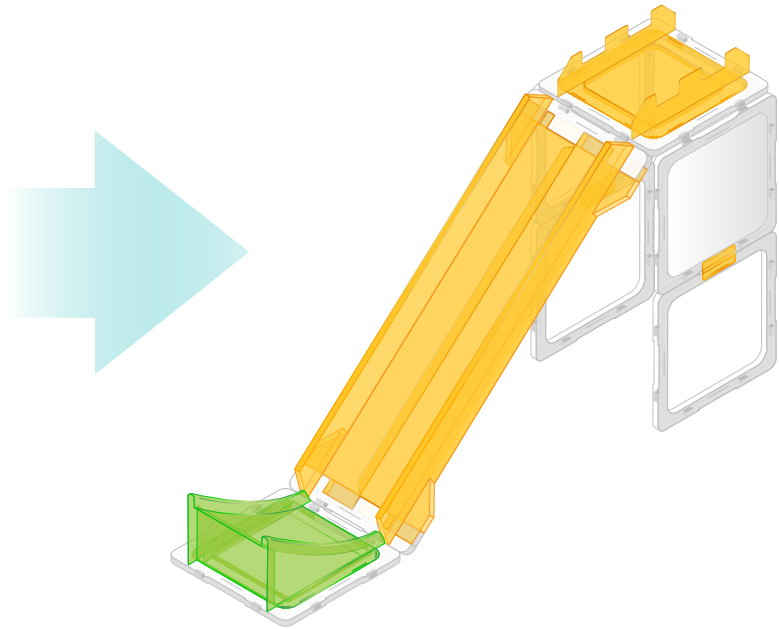
A



B

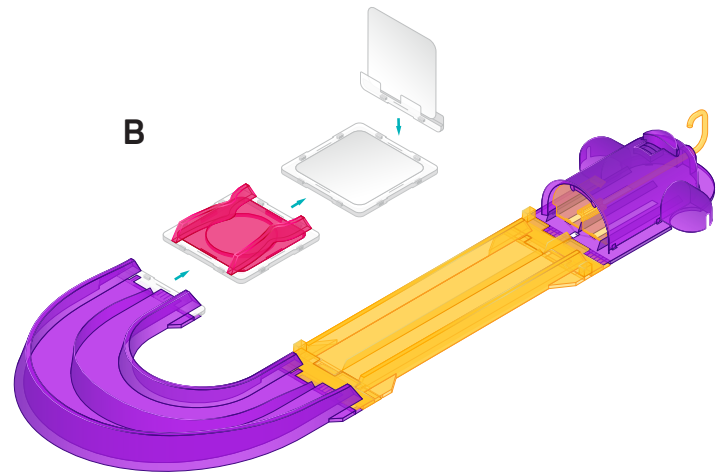
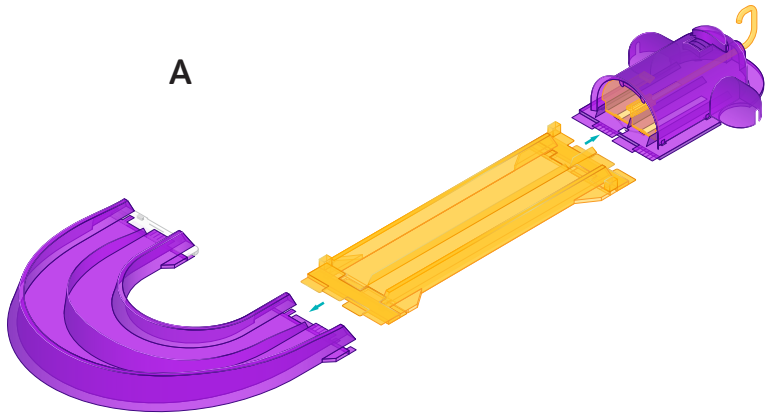


Build Tip: The straight track helps stabilize the tower, so you will have to hold the tower steady until the other pieces are attached!



STEP 5

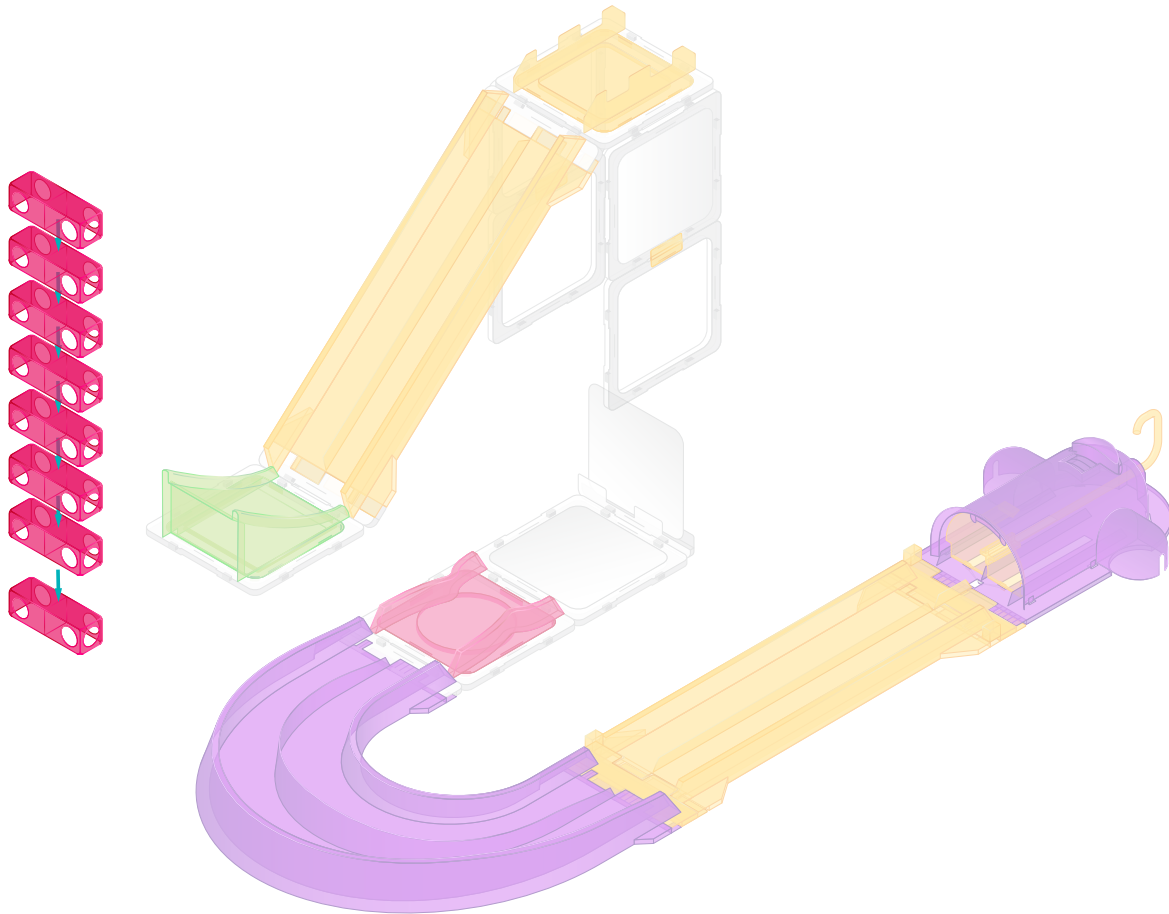
Let's build the cannon launcher track!



STEP

6

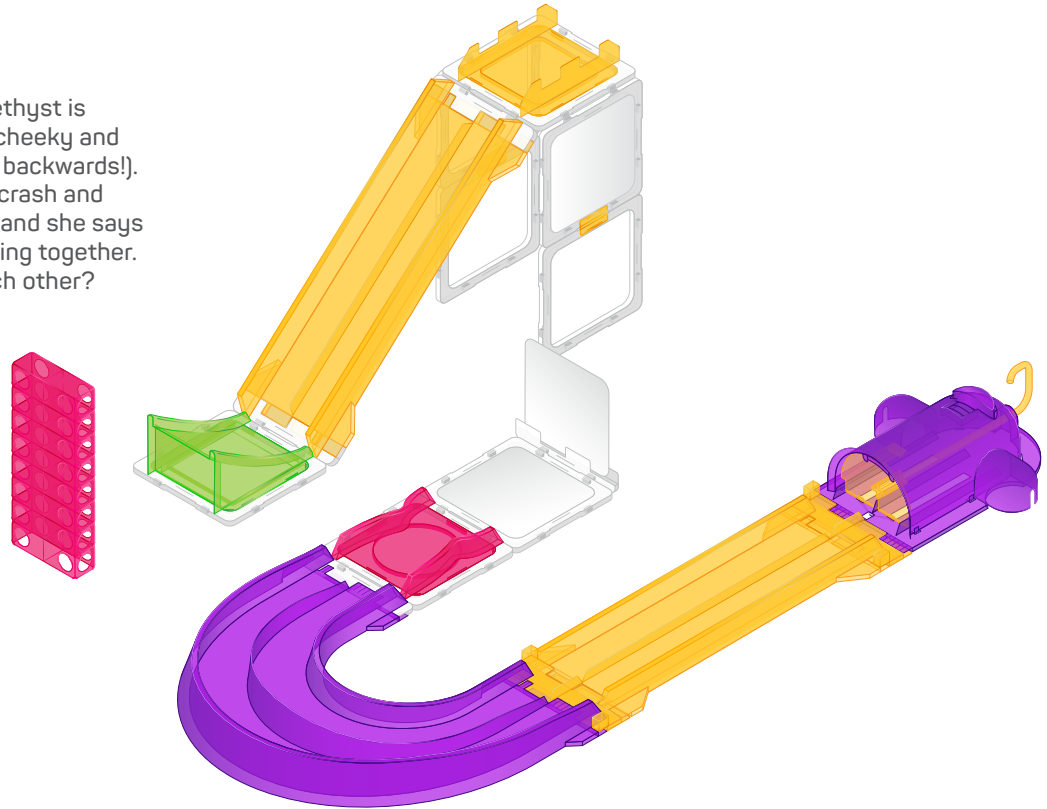
Let's stack some blocks to crash into!



BUILD FINISHED!

STORY PROMPTS:

- ▶ Welcome to the new Erggs' Crash Arena. Amethyst is jazzed to be the first Ergg to try it out. She's cheeky and unpredictable (she even went down the ramp backwards!). After a few rounds, she wants to invite Go to crash and launch too. Go's speedy optimism takes over and she says yes! This is Go and Amethyst's first time playing together. What are some good ways to get to know each other?
- ▶ Go's racecar breaks down after her latest crash. She can't seem to get it going and the thought of not racing totally bums her out. Amethyst overhears her sadness and offers help.
- ▶ With a need for speed, Go watches from the top of the hill as Amethyst launches around a loop-de-loop. She really wants to try too! How can she ask to join?

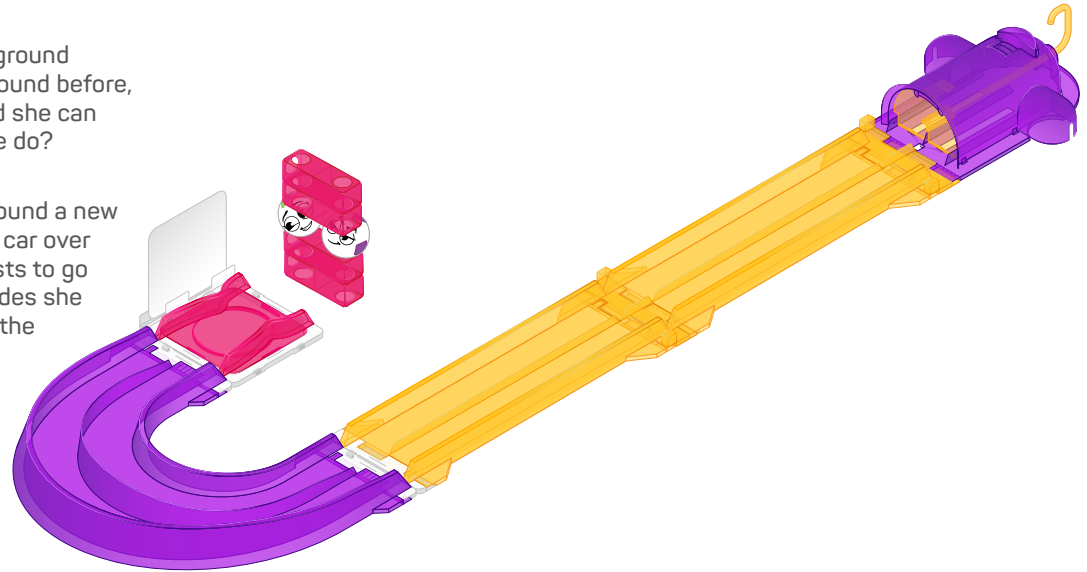


MESH PROMPT:

Tell about a time that you needed extra time before doing something new. Was it learning a new skill or talking to a new friend?

STORY PROMPTS:

- ▶ Amethyst invites Go to the Egg's underground racing arena. Go has never been underground before, so she's feeling a bit unsure. It's dark and she can barely see the track ahead. What can she do?
- ▶ Oggs and Eggs love all things fast and found a new track to test their skills. Go launches her car over and over again and uses wild energy bursts to go even faster around turns. Amethyst decides she doesn't need a car and shape shifts into the fastest animal ever! Try launching just Amethyst's head and tell all about her new animal parts.

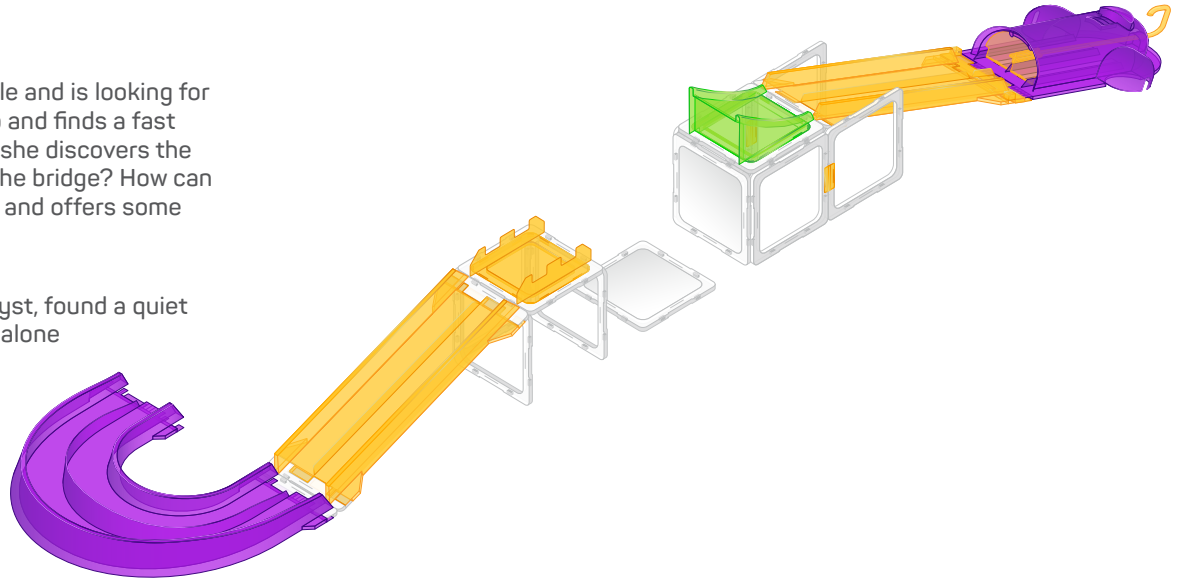


MESH PROMPT:

What animal are you most like? Name some things that you admire about yourself.

STORY PROMPTS:

- ▶ Go is headed to Oggsmore Castle and is looking for a shortcut. She checks her map and finds a fast track, but when she gets there, she discovers the bridge is broken. What's under the bridge? How can she cross? Amethyst shows up and offers some help too.
- ▶ The shape shifting Egg, Amethyst, found a quiet house under a bridge. She likes alone time and never expected someone to actually drive on a broken bridge. But here comes Go without any fear. What does Amethyst do? Shape shift into someone (or something) else? Hide? Or maybe join the fun?



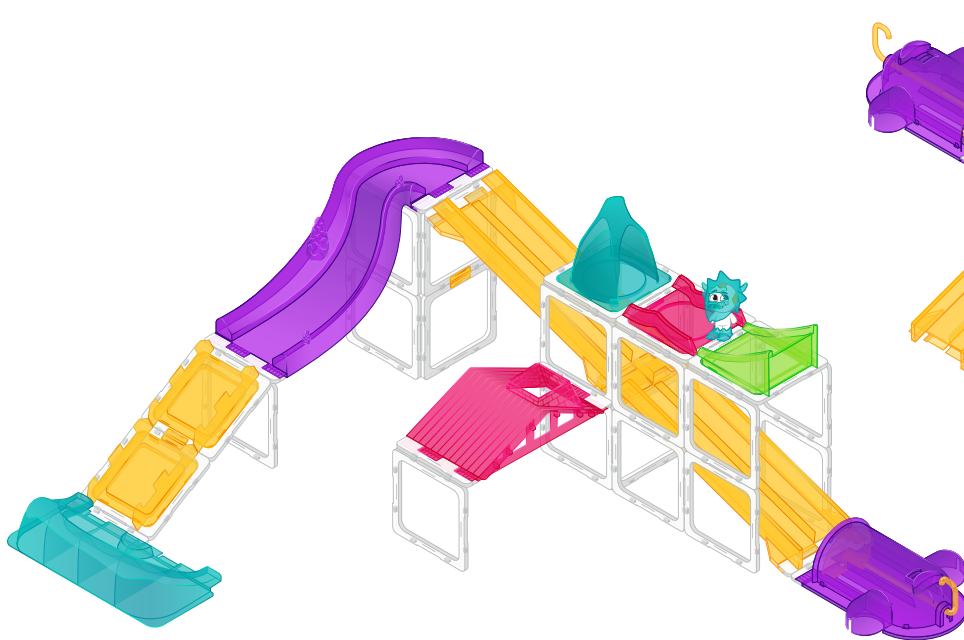
MESH PROMPT:

Tell about a time when you were brave. What did you tell yourself before that moment?

**COMBO
BUILD
IDEA 1**

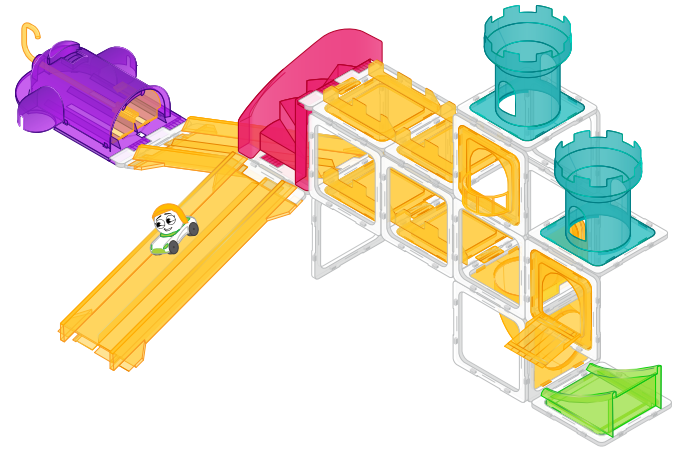
Erggs' Crash Arena

+ Yeti Yikes! Ski Mountain
(sold separately)



Erggs' Crash Arena

+ Oggsmore Keep: A Castle Saga
(sold separately)



**COMBO
BUILD
IDEA 2**






SQUAREGLES®

 Email: build@squaregles.com

 Instagram: [Squaregles](https://www.instagram.com/Squaregles)

 TikTok: [Squaregles](https://www.tiktok.com/Squaregles)

ATTENTION!

-  Do not submerge the product in water and never use washing machines or dishwashers to clean the product.
-  Do not allow children to put parts in their mouth, as there may be a risk of choking. This product contains small parts and should not be used by children under 3 years old.
-  If the parts break, be sure to collect all pieces and discard them immediately.
-  Keep the product away from objects affected by magnets, such as credit cards, watches, TVs, computers, cellphones, and other electronics.
-  Please wipe with a dry towel if the product becomes dirty.

2023 Squaregles LLC. All Rights Reserved.
Squaregles, Squaregles logo, Oggs, Oggs logo, Erggs, Erggs logo, Get Lost in Play!, Play beyond the Build, Build Outside the Box, and associated trademarks and trade dress are owned by Squaregles LLC. Squaregles patent information is available at squaregles.com/patents