

Instruction Manual

C A D O L A
- 1946 -



To ensure correct care, please take some time to review the enclosed instructions to review how to operate your watch.

Vol.1.55 EN

 CADOLA1946

Cadola

RPM
AUTOMATIC

AUTOMATIC
WATCH

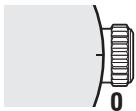

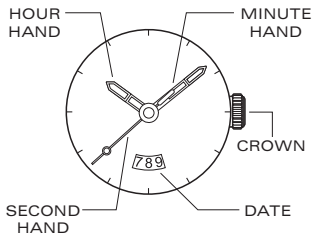
This timepiece is equipped with a self-winding Mechanical Automatic movement.

It does not need a battery.

It is powered by the motions of the user's own wrist during the wear of the watch. You may also choose to wind the watch manually.

For more details on operating this timepiece please refer to the enclosed booklet or visit :

IM.CADOLA1946.COM



(1st click)



(2nd click)



CLOSED:
Pushed back and
Water Resistant

OPENED:
Not secured for
Water Resistance

BEFORE YOU USE THIS WATCH, IT IS RECOMMENDED THAT YOU MANUALLY WIND THE MAIN-SPRING TO START IT MOVING.

THIS WATCH IS AN AUTOMATIC WATCH EQUIPPED WITH A MANUAL WINDING MECHANISM.

WINDING THE MAINSPRING

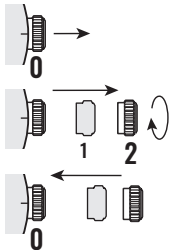


1. When it is in position [0], turn the crown clockwise to wind. Wind 5-10 times and it will start to move naturally after shaking slightly.

* This watch **MUST** be worn for at least 8 (Eight) hours each day to ensure it is fully wound. An automatic watch will only wind when the watch is on your wrist and your arm moves. Winding the watch by the crown will put power on the spring but not enough to allow the watch to function fully. If your watch stops overnight or loses time it means it is not being fully wound.

HOW TO SET THE TIME

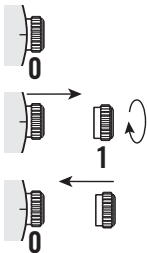
1. Put the crown to position [2]-(2nd click).
2. Turn the crown clockwise to set the correct time.
3. Push the crown back to position [0].



* Take a.m./p.m. into consideration when setting the hour and minute hands to the desired time.

HOW TO SET THE DATE

1. Put the crown to position [1]-(1st click).
2. Turn the crown anti-clockwise to set the correct date.
3. Push the crown back to position [0].



* Do not set the date between 9:00 P.M. and 1:00 A.M.

WATER RESISTANCE

The water resistance indicated on your timepiece serves only as a guide. Actual water resistance may vary depending on a number of important factors including temperature, water salinity, and actual use under water.

The water resistance of your timepiece may eventually be compromised over time with general wear and tear and the use of your watch under adverse conditions.

Always remember to employ the screw down crown (if available) to maintain the water resistance of your timepiece. Warranty may be voided if the screw down crown has not been properly employed.

Note that you should NEVER wear your watch in a jacuzzi, hot shower or steam room where steam may enter the case despite the watertight seals used to protect your watch.

The steam may cause condensation inside your watch, which may affect and damage the inner workings of your watch – which would also not be covered by the warranty.