

Instruction Manual

C A D O L A
- 1 9 4 6 -



To ensure correct care, please take some time to review the enclosed instructions to review how to operate your watch Winder.

Watch Winder
Vol.1.01EN

 CADOLA1946

Cadola

HELMET WATCH WINDER

The CADOLA Watch Winder is a device that helps keep automatic watches running when not being worn.

Not only does the watch winder keep the watch parts lubricated and moving,
but it also helps extend the overall life of the watches.

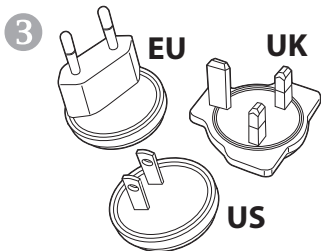
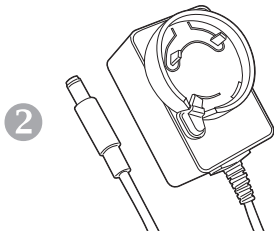
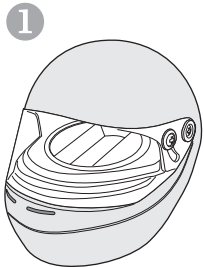
For more details on operating this watch winder please refer to the enclosed booklet or visit :

IM.CADOLA1946.COM

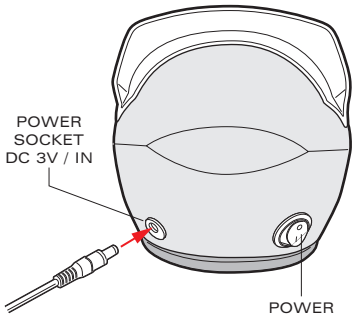
WHAT'S INSIDE

Your CADOLA Watch Winder comes packed with the following:

1. Watch Winder
2. Power Adapter x 1
3. Adapters x 3pcs



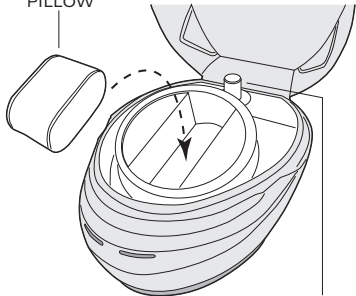
POWER
SOCKET
DC 3V / IN



POWER
SWITCH

Connect the enclosed
power adapter to the
socket behind the
device.

WATCH
PILLOW



CONTROL KNOB
(ROTATION MODE)



WINDING MODE SETTING

OFF Rotor Turned off.



Clockwise Winding Cycle

Rotating clockwise for 2 minutes; resting for 6 minutes.



Counterclockwise Winding Cycle

Rotating counterclockwise for 2 minutes; resting for 6 minutes.



Mixed Mode Cycle Rotating

Clockwise for 2 minutes; resting for 6 minutes; rotating counterclockwise for 2 minutes; resting for 6 minutes.



Mixed Mode Cycle

Rotating clockwise and counterclockwise alternately for 3 hours; resting for 9 hours.

CARE AND MAINTENANCE

1. Please do not place your watch winder in direct sunlight or other heat sources such as radiators, electric heaters or stoves.
2. Your watch winder should be kept away from water and liquids.
3. Avoid placing your winder next to areas of excessive sand, dust or other objects that may vibrate, as this may also impact the functioning of your winder.
4. Please store your watch winder at room temperature.
5. When the watch winder is on, make sure there is nothing stopping or blocking it from turning.
6. Unplug your watch winder if not being used for a prolonged period of time.

7. Watch winders are not toys. We recommend that you store your winder carefully out of reach of children.
8. Your watch winder does not require any special maintenance. We recommend cleaning it regularly with a soft, damp cloth, then wiping it dry.

**Dartmouth Brands Ltd
C/O The Wow Company
Hikenield House,
East Anton Court,
Icknield Way, East Anton,
Andover SP10 5RG,
United Kingdom.**



RECYCLING

Your watch winder, must not be disposed of as household waste. These elements must be taken to a waste collection point that recycles electrical devices and batteries.

By ensuring these products are disposed of properly you can help prevent potentially harmful effects, both to the environment and human health. Recycling helps conserve natural resources. For further information on recycling this product please contact your local authority, waste collection site, or place of purchase.

RoHS
COMPLIANT

