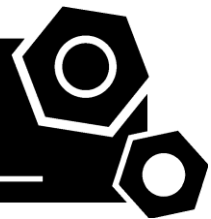


Generator set
Sound-proof type
SDT10P5S-AU

SPECIFICATIONS



DTP-AU series SDT10P5S-AU

50 Hz @ 1500rpm, 1-phase/3-wiring



1 Standards & Conditions

Design Standards

The designs and the productions are in conformity with:

- Conformance Européenne (CE)
- ISO8528-5:2005
- AS 3000-2018
- AS 3010-2017

Environmental Operating Conditions

- Installation place: Outdoors or indoors (well ventilated).
- Ambient temperature: -25°C to 50°C. The coolant heater is needed when the temperature is below 5°C
- Humidity: Less than 90%.
- Altitude: Below one thousand (1000) meters above sea level.

Factory Inspection

- Inspection items.
- Protection devices working test.
- Starting ability in normal temperature.
- 50% rated power load moment capability.
- Voltage deviation and speed variation: 0%, 25%, 50%, 75%, 100%, 110% Load.

Painting Process

- Painting process specifications and colors are based on the manufacturer's standard.
- The customer could also choose the color which the manufacturer offers.

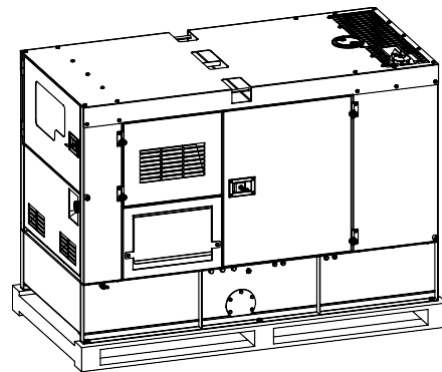
2 General Features

- PowerLink engine 3D1.4G1
- Close coupled to PowerLink alternator PL1D
- Microprocessor control module PLC-920
- Main circuit breaker: 63A
- Rotate speed governor: Mechanical governor
- Excitation system: Self excited, SHUNT
- A.V.R model: SX440
- Key switch
- Emergency stop switch
- ATS (automatic transfer switch) receptacle

- Remote run connector
- 1x12V/60AH sealed for life maintenance free battery
- Lockable battery isolator switch
- Powder coated canopy
- 45°C radiator
- Steel base frame
- Vibration isolators between the engine/alternator and base frame
- Dry type air filter
- Base fuel tank for 28 hours running
- Drain points for fuel tank
- Operation Manual / Specifications

3 Equipment Specification

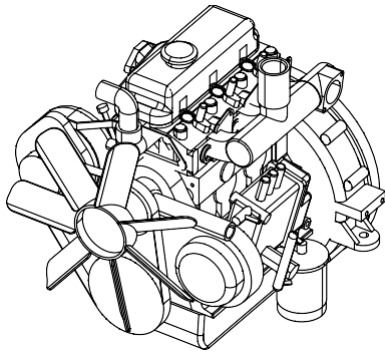
General technical data



Model SDT10P5S-AU
 Tank capacity 80L
 Dry weight 730kg
 Sound pressure level @ 7m 64.0dBA
 Dimensions LxWxH 1600x700x950mm
 Standby Power 11kVA/9kW
 Prime Power 10kVA/8kW

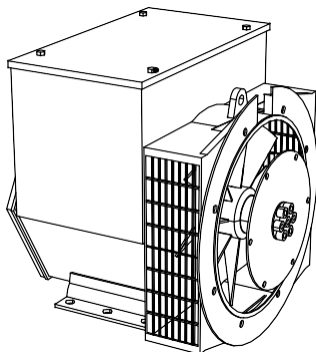
Voltage	220V	230V	240V		
Ampere	45.5A	43.5A	41.7A		
Genset Fuel Consumption					
Frequency/Load	25%	50%	75%	100%	110%
50Hz (L/h)	N/A	1.4	2.0	2.8	3.1

3RZHU 6VWHP



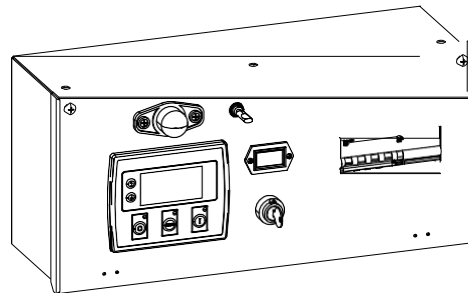
Engine Manufacturer/Brand	Powerlink
Engine Model.....	3D1.4G1
Dimensions LxWxH.	569x525x565mm
Dry Weigh (approx.)	165Kg
Number of Cylinders.....	3
Bore.....	80mm
Stroke.....	90mm
Displacement.	1.4L
Compression Ratio.....	18
Type of injection.....	Direct injection
Intake System	Natural aspirated
Intake Resistance	≤ 5kPa
Cooling System.....	Water cooled
Fan	Pusher
Battery Voltage.....	V
Type of Fuel.....	0#ASTM2
Type of Oil	CF4/SG15W-40
Oil Capacity	4.0L
Type of Coolant.....	Glycol mixture
Coolant Capacity	3.0L
Back Pressure	≤ 10.1kPa
Standby Power.....	11kW
Prime Power.....	10kW

Alternator



Alternator Manufacturer/Brand.....	PowerLink
Alternator Model.....	PL1D
Exciter	Brushless
Cooling Fan.....	Cast alloy aluminum
Windings.....	100% copper
Insulation Class.....	H
Winding Pitch	2/3
Terminals.....	12
Drip Proof.....	P23
Altitude	≤1000m
Overspeed	2250rpm
Air Flow.....	N/A
Voltage Regulation	±1.0%
Total Harmonic TGH / THCat no load < 1.5 % - on load < 5%	
Telephone Interference.....	THF<2%;TIF<50

PLC-920 Control System

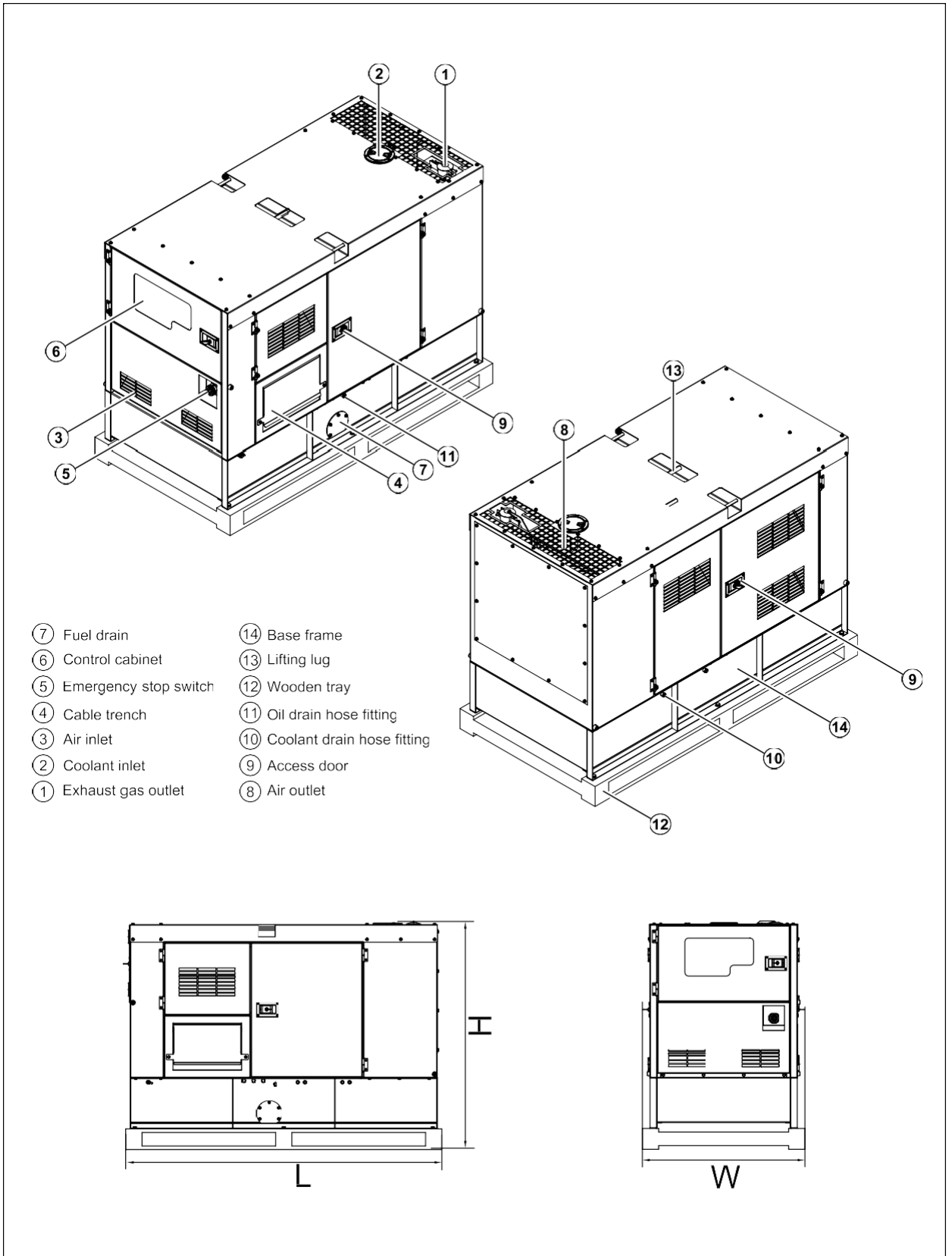


PLC-920 is an advanced control module based on microprocessor designed to control the engine via push buttons on the front panel. The module is used to start and stop the engine and indicate fault conditions, automatically shutting down the engine and giving a true first fault condition of an engine failure.

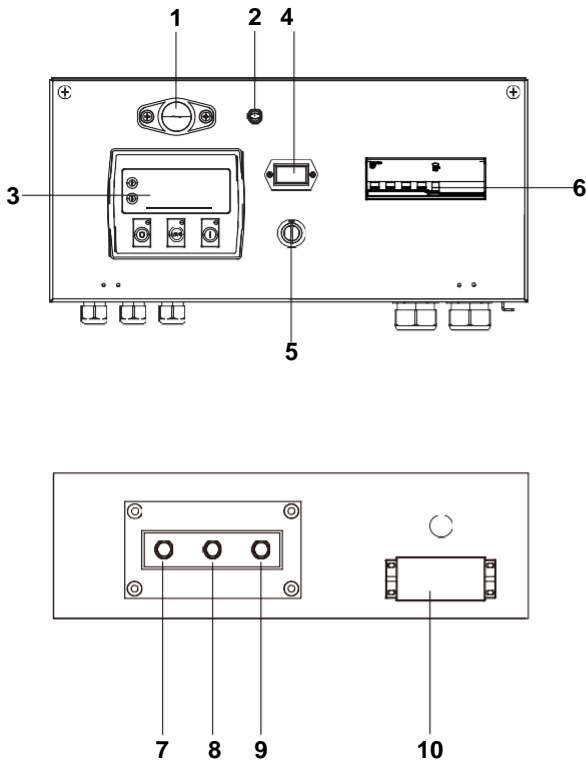
Standard Control Function

- Manual Engine Control Module
- Low Oil Pressure
- High Engine Temperature
- Auxiliary Shutdown
- Overspeed Protection
- Protection hold-off timer
- Charge Failure warning

4 Overall Dimensions

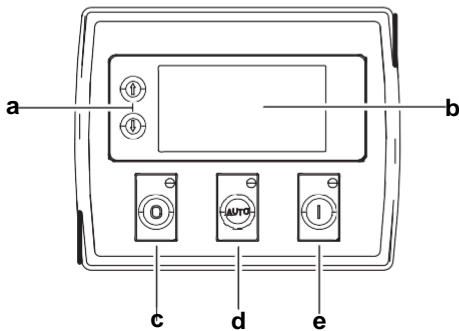


5 Control System



Control & field wiring cabinet

Ref.	Description
1	Control cabinet lamp
2	Control cabinet lamp switch
3	Control module
4	Time counter
5	Key switch
6	Main circuit breaker
7	Live wire terminals
8	Neutral wire terminal
9	Ground wire terminal
10	Mains input/remote communication connector



Control module

Ref.	Description
a	Navigation button«» Accept (Configuration mode only)
b	Main status display
c	Stop/reset button«» Next page (Configuration mode only)
d	Auto start button«» Decrease value/next item (Configuration mode only)
e	Start button«» Increase value/next item (Configuration mode only)

1000033949-A2-E

10.2020

<http://www.gogopower.com.au>

*Specification may change without prior notice. For more info.,
contact Power Link or your local distributors please.*