



pureFlow **QT7**

Owner's Manual



Warnings

WARNINGS

When using electrical appliances, basic precautions should always be followed to reduce the risk of fire, electric shock, and injury to persons, including the following:

- DO NOT use this fan to ventilate areas where flammable liquids or vapors are used, stored, or are present.
- ENSURE the plug fits tightly into the outlet. A loose outlet is a potential fire hazard and should be replaced.
- ALWAYS turn off and unplug the power cord when not in use, when servicing, cleaning, or moving the fan.
- This product is intended for household use and should not be used in a commercial or industrial setting.
- DO NOT route the power cord under rugs, carpets, runners, or furniture. This may damage the Cord/Adapter and cause it to overheat, creating a fire hazard.
- ALWAYS place the Fan on a stable, level surface while in operation to prevent the Fan from overturning.
- NEVER insert or allow fingers or objects to enter grill openings while Fan is in operation. Injury and/or damage to the Fan may occur.
- DO NOT block, cover, or obstruct air flow to or from the Fan while in operation.
- NEVER use a single extension cord to operate more than the Fan or other electrical devices.
- DO NOT use this Fan in an open window. Rain or moisture may create an electrical hazard.
- DO NOT use this Fan if the housing has been removed or any part of the Fan/Cord/ Plug has been damaged or is not functioning correctly.
- DO NOT hang or mount the Fan on the Wall or Ceiling.

REMOTE CONTROL BATTERY WARNINGS

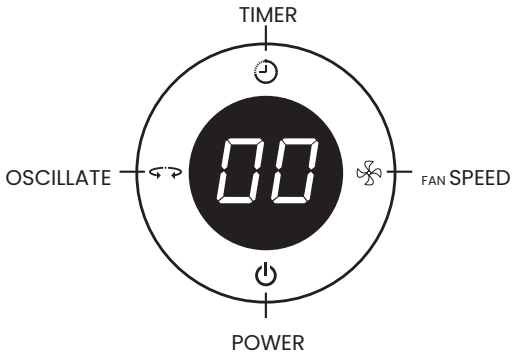
- WARNING – KEEP BATTERIES OUT OF REACH OF CHILDREN
- Swallowing may lead to serious injury in as little as 2 hours or death, due to chemical burns and potential perforation of the oesophagus.
- If you suspect your child has swallowed or inserted a button battery, immediately seek urgent medical assistance.
- Examine devices and make sure the battery compartment is correctly secured, e.g. that the screw or other mechanical fastener is tightened. Do not use if compartment is not secure.
- Dispose of used button batteries immediately and safely. Flat batteries can still be dangerous.
- Tell others about the risk associated with button batteries and how to keep their children safe.



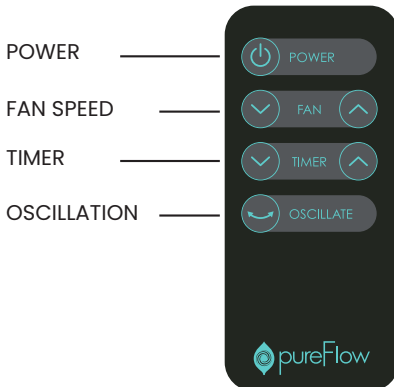
PRODUCT CONTENTS

- 1 – pureFlow QT7 Unit
- 1 – Remote Control

UNIT CONTROL DISPLAY



REMOTE CONTROL





SETUP

NOTE: Please read the WARNINGS Section before Setup and Use of your pureFlow QT7 Bladeless Fan.

1. Remove the unit from packaging and ensure no damage has occurred before use.
2. Place the unit in an ideal location, near an outlet.
3. Connect the DC Plug into the unit.
4. Plug the DC Adapter into your outlet.
5. Turn your unit on.

USE

Fan Speed

Use the Fan Speed Button on either the Control Display or Remote to adjust the speed of your fan from 1 - 12. The button can be held to cycle through quickly.

Oscillate (Rotate Horizontally)

Press the Oscillate Button on either the Control Display or Remote to turn the Oscillate Feature ON or OFF.

Timer Function

Press the Timer Button on either the Control Display or Remote to select the amount of hours (1-9) until your Fan will automatically turn OFF. Vertical Angle Adjustment (Turn the Oscillate Feature OFF before Adjustment)

Vertical Angle Adjustment (turn the oscillate feature OFF before adjustment)

Grasp the front bottom and top rear of the FAN Head, then push back or forward until it reaches your desired angle.



NOTE: Turn your fan off and unplug it before any maintenance or cleaning is done.

MAINTENANCE

NOTE: There are no user-serviceable parts inside your fan. Do not disassemble your fan. Your pureFlow QT7 should be maintenance free but sometimes things can happen. If you are having problems with your fan, contact GreenTech Environmental Support.

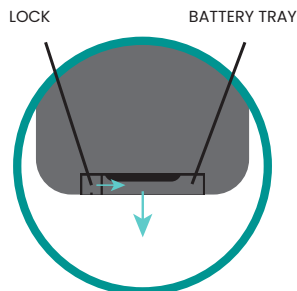
Email: support@GreenTechEnv.com

Call Monday – Friday 8:30–5:30 EST at 800-621-7201

REMOTE CONTROL BATTERY REPLACEMENT

WARNING – KEEP BATTERIES OUT OF REACH OF CHILDREN

1. Press and hold the Lock on the Remote Control Rear to the right and pull the Battery Tray out.
2. Replace the expired battery with the new CR 2025 battery.
3. Return the Battery Tray back into the Remote Control and ensure the Lock fully engages to the left.



Cleaning

Use a damp cloth to wipe down the exterior of your fan.

PERFORMANCE

- Affected Area: 30 ft Multi-Directional Airflow
- CFM: 198
- Quiet Operation (As low as 13 dB)
- Adjusts Vertically 90 Degrees
- Oscillates Horizontally 90 Degrees
- Remote Control: Controls Power, Fan Speed, Timer Function, Oscillation
- Warranty: 2 Year Manufacturer's Warranty

UNIT

- Model: PUREFLOW-QT7
- Unit Dimensions: 12.75" H (324mm) x 10.5" W (267mm) x 10.63" D (270mm)
- Weight: 6 lb (2.72kg)

POWER

- Power Input: 100 – 240VAC | 50/60Hz | 1.0A
- Power Output: 24V DC | 1500mA
- Power Usage: 2.4 – 21W



Warranty

Your pureFlow QT7 Quiet Turbo Bladeless Fan is warranted to be free from all defects in material and workmanship in normal household use for a period of 2 Years from date of purchase. The warranty is granted only to the original purchaser and members of his or her immediate household. The warranty is subject to the following provisions. Any damages or malfunctions caused by negligence, abuse, or use not in accordance with the Owner's Manual are not covered by this warranty. Likewise, any defects or damages caused by unauthorized service are not covered. GreenTech Environmental will, at its option, repair or replace a defective Fan that is covered by this warranty. As a matter of warranty policy, GreenTech Environmental will not refund the customer's purchase price. To obtain warranty service you must return the defective fan along with proof of purchase to the pureFlow Authorized Warranty Station. All transportation charges on parts, or units, submitted under this Warranty shall be borne by purchaser. Unless this Warranty is expressly renewed or extended by GreenTech Environmental, any repaired or replaced part of unit shall be warranted to the original purchaser only for the length of the unexpired portion of the original warranty.

FURTHER LIMITATIONS AND EXCLUSIONS ARE AS FOLLOWS:

Any warranty that may be implied in connection with your purchase or use of the Fan, including any warranty of merchantability or any warranty for Fitness For A Particular Purpose is limited to the duration of this warranty. Some states do not allow limitations on how long an implied warranty lasts, so the above limitations may not apply to you.

Your relief for the breach of this warranty is limited to the relief expressly provided above. In no event shall GreenTech Environmental be liable for any consequential or incidental damages you may incur in connection with your purchase or use of the Fan. Some states do not allow the exclusion or limitation of incidental or consequential damages, so the above limitation or exclusion may not apply to you.

This warranty gives you specific legal rights, and you may also have other rights which vary from state to state.

REGISTRATION

Please register your new pureFlow product within 10 days of purchase by visiting:

[GreentechEnv.com/Warranty](https://www.GreentechEnv.com/Warranty)

pureFlow for your home



QT7

easy to clean
and
safe to use

quiet turbo
bladeless fan



GreenTechEnv.com

OM Revision: GTE-pureFlow-QT7-Owners-Manual-220408

pureFlow QT7

Owner's Manual