



pureComfort **Year-Round**

Owner's Manual



Welcome

ABOUT PURECOMFORT YEAR-ROUND

pureComfort YEAR-ROUND combines into one what has traditionally required two separate appliances, a heater and a fan. As an all-in-one single appliance, for winter it is a 1500W PTC (positive thermal coefficient) heater with strong air flow. For summer, it is a powerful fan that thrusts directed air for circulation throughout the room. Each stands alone with its performance and functions. This unique and advanced space heating and cooling system is 100% heater when you want heat and 100% fan when you want cool.

The features are designed to maximize flexibility, safety and personal control over your environment. Oscillation and tilt provide multiple airflow directions. 12 speeds give you the ability to move air at your chosen pace. Because it is bladeless, you can safely use knowing children, pets, and even unfocused adults will not be hurt by a fan blade or by touching the heat element. The touch controls are designed for ease of use and the remote control makes managing from your comfortable spots easy. The shut off timer provides comfort as you slumber or simply want to manage room temperature. And all this is designed with energy efficiency so you save money and help the environment.

We at GreenTech Environmental are excited to have you take full advantage of your new pureComfort YEAR-ROUND. It is designed to provide years of trouble-free service when used and maintained according to this Owners Manual so we suggest you read it carefully. For anything, and we mean anything, that you have questions about or need help with, reach out to us at GreenTechEnv.com. Enjoy a happy, healthy home.

FEATURES

- Safe PTC Infrared Heating Element
- Touch Smart Control Panel
- Smooth Horizontal Oscillation
- Easy Vertical Adjustment
- Convenient Remote Control
- Overheat and Tip-Over Safety Shut Off



RECORD KEEPING

Record the name and phone number of your Dealer, you may need it later!

Name: _____

Phone #: _____

Also, record the serial number of your pureComfort YEAR-ROUND, (It's on the bottom.)

Serial #: _____

And your warranty registration date.

(Visit www.GreenTechEnv.com/warranty to register your product's warranty.)

Date: _____

TABLE OF CONTENTS

About pureComfort YEAR-ROUND	2
For Your Safety	4
Unit Setup	4
Unit Diagrams.....	5
Controls Diagrams.....	6
How to Use	7 - 8
How to Clean	9
Specifications.....	10
Product Contents	10
Warranty.....	11

CONTACT US FOR SUPPORT

If you are experiencing any issues, please contact GreenTech Environmental for support: GreenTechEnv.com/Support



For Your Safety

While pureComfort YEAR-ROUND is safe to handle and use in normal conditions, improper use could lead to accidents and/or injuries. Please read the warnings and cautions below before using pureComfort YEAR-ROUND.



- Do not use if plug does not fit into the outlet securely. A loose fitting plug can start a fire with this or any heater.
- Do not cover the air intake or outlet.



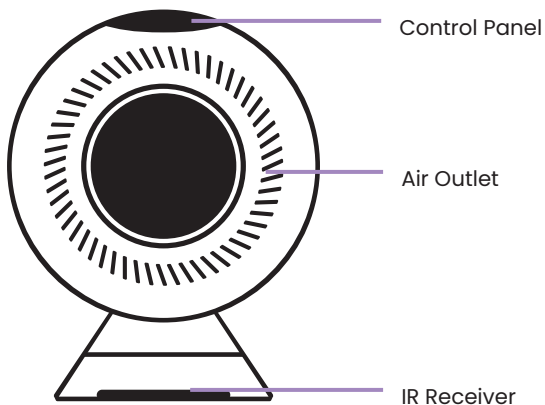
- Do not allow the Unit to come into contact with water.
- Ensure any extension cable used has at least a 15A current rating.
- Do not insert any objects into the Unit.
- Do not run the Power Cord under carpeting, rugs, or any other covering.

UNIT SETUP

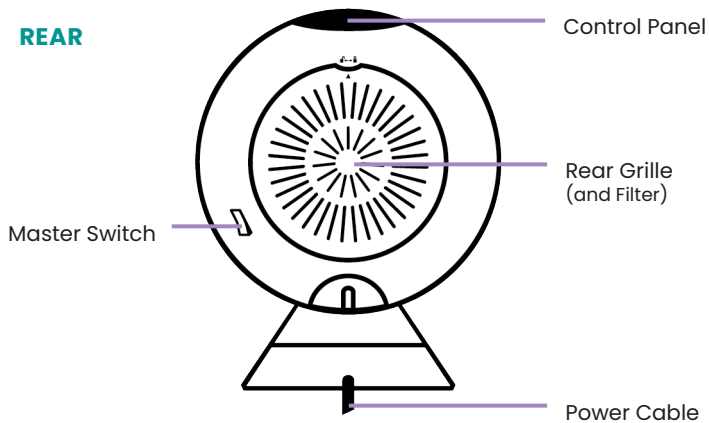
1. Inspect pureComfort YEAR-ROUND for damage before setup or use.
2. Find a level and unobstructed location to place heater, away from colder exterior walls.
3. Plug the POWER CORD into a grounded outlet (120V, 15A or higher).



FRONT



REAR

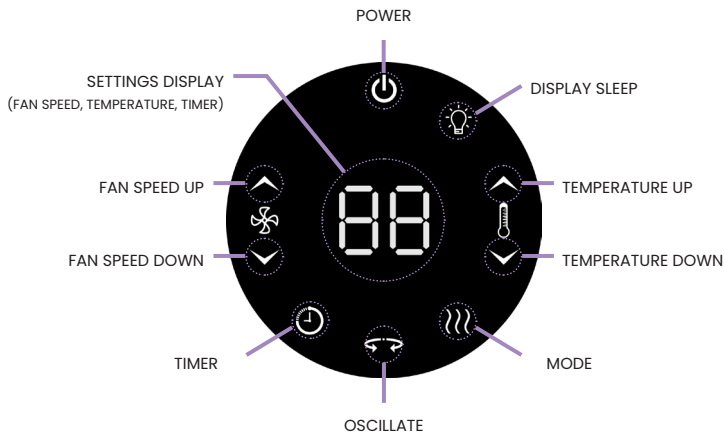




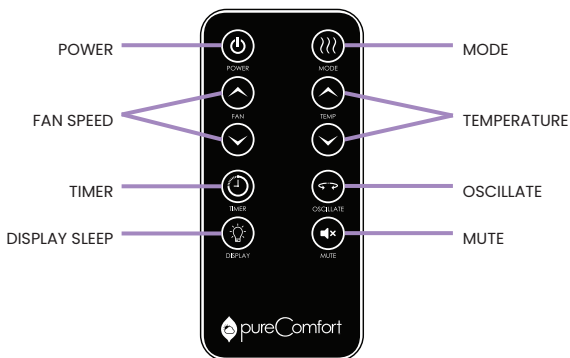
Control Diagrams

PURECOMFORT YEAR-ROUND USES TOUCH SMART BUTTONS ON THE CONTROL PANEL. A SIMPLE TOUCH OF THE ICON WILL ADJUST THE SETTING. DIRECTIONS FOR USING THE CONTROLS AND ADJUSTING YOUR SETTINGS ARE IN HOW TO USE ON THE NEXT PAGE.

CONTROL PANEL



REMOTE CONTROL





Getting pureComfort YEAR-ROUND to keep you comfortable is simple and intuitive but it is still good to read this.

Turn the Master Switch ON

- Activate pureComfort YEAR-ROUND by flipping the MASTER SWITCH on the rear bottom to " I ".
- Deactivate pureComfort YEAR-ROUND by flipping the MASTER SWITCH to " O ".
- To save energy, unplug or switch MASTER SWITCH to " O " when not in use.

Turn pureComfort YEAR-ROUND ON/OFF - Standby

- Turn the unit ON by pressing the POWER BUTTON on the CONTROL PANEL.
- Turn the unit OFF (Standby) by pressing the POWER BUTTON on the CONTROL PANEL.

THE UNIT HAS A 15 SECOND DELAY WHEN POWERING OFF (ONLY WHEN HEATING) TO EXPEL ALL REMAINING HEAT TO PREVENT DAMAGE.

IN STANDBY, THE TIMER BUTTON AND POWER BUTTON WILL BE DIMMED TO 25%. THE POWER BUTTON WILL BE RED, BUT THE TIMER BUTTON WILL REFLECT THE COLOR OF THE MODE THE UNIT WAS IN WHEN IT WAS TURNED TO STANDBY.

Switch Modes

- Press the MODE BUTTON to toggle between FAN MODE and HEAT MODE.
 - FAN MODE (BLUE Lights) - Adjustable Fan Speed (1-12)
 - HEAT MODE (RED Lights) - Adjustable Temperature (60°-90°) and Fan Speed (1-12)

Set the Fan Speed (FAN & HEAT MODE)

- Press or hold the FAN SPEED UP or DOWN to adjust the fan speed.

Set the Temperature (HEAT MODE ONLY)

- Press or hold the TEMPERATURE UP or DOWN to adjust the temperature.

PURECOMFORT YEAR-ROUND HAS A THERMOSTAT AND WILL ENTER STANDBY MODE WHEN THE TEMPERATURE IN YOUR SPACE HAS EXCEEDED THE SET TEMPERATURE BY 2°. WHEN THE ROOM DROPS 2° BELOW THE SET TEMPERATURE, THE HEATER WILL RESUME HEATING.



How to Use (continued)

Set the Timer

Use the Timer to automatically turn the unit ON or OFF after 1-9 Hours.

- Press or hold the Timer Button to cycle through your choice of nine (9) 1-Hour settings.
- If the unit is OFF, setting the Timer will turn the unit ON after your set amount of hours.
- If the unit is ON, setting the Timer will turn the unit OFF after your set amount of hours.
- Choosing the 0 HR setting will deactivate the TIMER.

Toggle Display Lights ON/OFF

Light button presses turn off all display lights except the light button, which is dimmed to 25%. The color of the light button will reflect the mode of the unit.

- Press the DISPLAY SLEEP BUTTON to turn the DISPLAY LIGHTS OFF, except for the DISPLAY SLEEP BUTTON.
- Once the LIGHTS are OFF, pressing the DISPLAY SLEEP BUTTON will turn the DISPLAY LIGHTS ON.

Toggle Oscillation ON/OFF

- Press the OSCILLATE BUTTON to toggle the HORIZONTAL OSCILLATION ON or OFF.

Mute/Unmute the Control Panel's Audible Beep (REMOTE ONLY)

- Press the MUTE BUTTON on the REMOTE CONTROL to toggle the control panel's audible beep ON or OFF.

Adjust the Vertical Alignment

- Firmly grip the top and bottom of the unit head and tilt it back or forward to your desired position.



1. Turn the unit OFF and flip the MASTER SWITCH to “O” to completely power down pureComfort YEAR-ROUND.
2. Unplug the POWER CORD from the outlet.
3. Carefully wipe the exterior of the unit with a soft, damp (not wet) cloth and dry thoroughly with a soft, dry cloth. Do not use harsh or abrasive cleaners as these may damage the finish of pureComfort YEAR-ROUND.
4. Remove particulate that may have gathered in the AIR OUTLET using a vacuum with a brush attachment.
5. Turn the REAR GRILLE counter-clockwise to unlock and remove it and the FILTER.
6. Rinse the FILTER with water and allow it to completely dry before replacing it.
7. Replace the REAR GRILLE and turn it clockwise to lock it in place.



Specifications

Model Number:	PCYEARROUNDV01US
Power Input (AC):	120V ~ 60 Hz
Power Usage:	.35W - 1500W / 06A - 12.41A
Heat Output:	5000 BTU
Unit Dimensions:	13.75" H x 10.75" W x 10.25" D
Unit Weight:	7.8 lbs
Protection Rating:	ETL Canada & US by Intertek
Warranty:	1 Year

PRODUCT CONTENTS

- 1 - pureComfort YEAR-ROUND
- 1 - Remote Control
- 1 - Owner's Manual

Limited Warranty Information



TAKE THE TIME TO REGISTER YOUR WARRANTY

Please register your Product within 10 days of purchase by visiting www.GreenTechEnv.com/Warranty. Registering your new GreenTech Environmental product entitles you to the most up-to-date GreenTech Environmental warranty and promotion information.

WARRANTY

Your pureComfort YEAR-ROUND (Product) is warranted to be free from all defects in material and workmanship in normal household use for a period of 1 Year from date of purchase. The warranty is granted only to the original purchaser. The warranty is subject to the following provisions:

Any damages or malfunctions caused by negligence, abuse, or use not in accordance with the Product Owner's Manual are not covered by this warranty. Likewise, any defects or damages caused by unauthorized service or the use of other than Genuine Parts are not covered.

All shipping charges are the responsibility of the purchaser. GreenTech Environmental will, at its option, repair or replace a defective Product or part(s) for the Product that is/are covered by this warranty. As a matter of warranty policy, GreenTech Environmental will not refund the customer's purchase price.

LIMITED LIFETIME WARRANTY ON TRIPLE HEATING ELEMENT

The heating element in the Product is warranted for the lifetime of the original purchaser. If the heating element fails after the standard warranty terms have expired, the purchaser should return the unit to a GreenTech Environmental Service Center for repair or replacement.

OBTAINING WARRANTY SERVICE

To obtain warranty service you must return the defective product along with proof of purchase to the GreenTech Environmental Authorized Service Center. All shipping costs submitted under this Warranty shall be borne by purchaser. Unless this Warranty is expressly renewed or extended by GreenTech Environmental, any repaired or replaced part of unit shall be warranted to the original purchaser only for the length of the unexpired portion of the original warranty. For the location of the nearest GreenTech Environmental Authorized Service Center or for other service information, please visit us online or contact Customer Service at:

GreenTechEnv.com/Support

Before any product is sent for service, the customer should contact the GreenTech Environmental Service Center to obtain a Return Authorization (RA) Number. This RA Number should be clearly written on the box before shipping. All components/parts including the remote (if applicable), manuals, and original packaging should be included in the return if available.

FURTHER LIMITATIONS AND EXCLUSIONS

Any warranty that may be implied in connection with your purchase or use of the Product, including any warranty of merchantability or any warranty for Fitness For A Particular Purpose is limited to the duration of this warranty. Some states do not allow limitations on how long an implied warranty lasts, so the above limitations may not apply to you.

Your relief for the breach of this warranty is limited to the relief expressly provided above. In no event shall GreenTech Environmental be liable for any consequential or incidental damages you may incur in connection with your purchase or use of the Product. Some states do not allow the exclusion or limitation of incidental or consequential damages, so the above limitation or exclusion may not apply to you.

This Warranty gives you specific legal rights, and you may also have other rights which vary from state to state.

pureComfort



Year-Round

oscillating
ptc heater and
bladeless fan

advanced space heating
and cooling system



GreenTechEnv.com

OM Revision: GTE-pureComfort-YearRound-Owners-Manual-220408

pureComfort Year-Round

Owner's Manual