




LUNADA
BAY TILE

TOMEI
BLENDS



Glass Act



Sugar Cane




Great Escape



Catalina

L3 LUNADA
BAYTILE


TOMEI BLEND FALLING WATER



Chin-Chill



Shelter Bay




Social Club



Palomino

L3 LUNADA
BAYTILE


TOMEI BLEND FALLING WATER



Mission Hill



Odyssey




Mystic



Spellbound


TOMEI BLEND FALLING WATER PATTERN



Tomei Falling Water

LUNADA
BAYTILE

TOMEI BLEND FALLING WATER



Tomei [toe-may] Blends

adjective

origin: Japanese

1. *transparent*

Inspired by the great modern architects Gehry, Hadid and Mies van der Rohe, Tomei Blends will transform any space into a work of art. Carefully curated, the luminous blends accentuate architecture while providing a versatile blueprint for interior design. Warm and cool tones will accentuate a variety of palettes with timeless, contemporary appeal.

Please visit LunadaBayTile.com for our complete product offerings, applications and installation instructions.

© 2015 Lunada Bay Tile. All Rights Reserved



LUNADA
BAYTILE

TOMEI BLEND FALLING WATER



LUNADA
BAYTILE

TOMEI
BLENDS