



LUNADA  
BAY TILE

TOMEI



Natural | Silk  
Canvas



Natural | Silk  
Cotton



Natural | Silk  
Linen



Natural | Silk  
Cloth



Natural | Silk  
Vellum



Natural | Silk  
Basket



Natural | Silk  
Wheat



Natural | Silk  
Safari

**L** LUNADA  
BAYTILE



Natural | Silk  
Stratus




Natural | Silk  
Horizon




Natural | Silk  
Vapor




Natural | Silk  
Pumice




Natural | Silk  
Petra



Natural | Silk  
Loft



Natural | Silk  
Ascot Mint



Natural | Silk  
Mink

**L** LUNADA  
BAYTILE



Natural | Silk  
Platinum Green




Natural | Silk  
Evergreen




Natural | Silk  
Silver Green



Natural | Silk  
Woodland Green




Natural | Silk  
Haze



Natural | Silk  
Wedgewood Blue



Natural | Silk  
Sherborne Grey



Natural | Silk  
Woolstone


TOMEI

TOMEI

TOMEI PATTERNS



1/2 x 1 Mini Brick  
(11.5mm x 25mm)



1 x 1 Mosaic  
(25mm x 25mm)



Falling Water




3 x 6  
(75mm x 150mm)



Liner (1/2 x 5 3/4)  
(11.5mm x 144mm)



3 x 9  
(75mm x 225mm)




3 x 12  
(75mm x 300mm)

Material thickness: 8 mm • Color shown: Petra • Finish shown: Natural (unless otherwise indicated)

LUNADA  
BAYTILE

TOMEI



**Tomei** [toe-may]  
*adjective*

*Origin: Japanese*

*1. Transparent*

We've designed the Tomei glass series with a palette and style inspired by the great modern architects: Gehry, Hadid and Mies van der Rohe. Carefully curated, the colors accentuate architecture while providing a versatile blueprint for decorating any space. The selection of formats can be used simply or combined to create graphic appeal.


Please visit [LunadaBayTile.com](http://LunadaBayTile.com) for our complete product offerings, applications and installation instructions.

© 2017 Lunada Bay Tile. All Rights Reserved



LUNADA  
BAYTILE

TOMEI



LUNADA  
BAYTILE

TOMEI