




LUNADA  
BAYTILE

SHINJU

# SHINJU PATTERNS




Silhouette Mosaic  
(1 ¼ x 1 ¼)

Not available in the color Olympia.



Cambric Hex  
(2" Hex)



Swell Mosaic  
(¾ x 3 ¾, 1 ½ x 3 ¾)



Tide  
(4 x 4)



Crest  
(4" Hex)



Smooth  
(2 ½ x 9 ½)



Reef  
(2 ½ x 9 ½)

Equal blend of smooth and textured surfaces.



Liner  
(¾ x 9 ½)



Kumamoto



Kushi



## Moonstone

Glaze contains multiple color variations between pieces. Visit [LunadaBayTile.com](http://LunadaBayTile.com) for photos.




### Pacific

Glaze contains multiple color variations between pieces. Visit [LunadaBayTile.com](http://LunadaBayTile.com) for more images.



### Olympia

Glaze contains multiple color variations between pieces. Visit [LunadaBayTile.com](http://LunadaBayTile.com) for more images.



## Shinju [Shin jū]

Shinju, which means “pearl” in Japanese, translates the shimmer of pearls, the ridges of oyster shells, the surrounding reefs, and the movement of the ocean into a handcrafted ceramic tile series. The effect is one of modern elegance with coastal inspiration and a nod to nature’s artistry.



Please visit [LunadaBayTile.com](https://www.lunadabaytile.com) for our complete product offerings, applications and installation instructions.

*Front Cover: Cambric Hex and Liner in Olympia & Tozen Glow ½ x 4 Brick in Vanadium Silver*

*Below: Silhouette Mosaic in Kumamoto & Watercolors Post and Liner in Sargent*

© 2022 Lunada Bay Tile. All Rights Reserved

