




LUNADA
BAYTILE


SHINJU

SHINJU PATTERNS




Silhouette Mosaic
(1 ¼ x 1 ¼)

Not available in the colors Cape Pearl or Olympia.




Cambric Hex
(2" Hex)

Not available in the color Cape Pearl.



Swell Mosaic
(¾ x 3 ¾, 1 ⅞ x 3 ¾)

Not available in the color Cape Pearl.



Tide
(4 x 4)



Crest
(4" Hex)



Stingray
(3 ½ x 6)




Smooth
(2 ½ x 9 ½)

Contains only pieces with minimal textural variation.



Reef
(2 ½ x 9 ½)


Equal blend of smooth and textured surfaces.



Surf Rail
(2 ½ x 9 ½)



Liner
(¾ x 9 ½)



Kumamoto



Kushi



Moonstone

Glaze color may show shade variation between batches. Visit LunadaBayTile.com for more images.



Pacific

Glaze contains multiple color variations between pieces. Visit LunadaBayTile.com for more images.



Cape Pearl

Glaze contains multiple color variations between pieces. Visit LunadaBayTile.com for more images.



Olympia

Glaze contains multiple color variations between pieces. Visit LunadaBayTile.com for more images.



Shinju [Shin jū]

Shinju, which means “pearl” in Japanese, translates the shimmer of pearls, the ridges of oyster shells, the surrounding reefs, and the movement of the ocean into a handcrafted ceramic tile series. The effect is one of modern elegance with coastal inspiration and a nod to nature’s artistry.



Please visit [LunadaBayTile.com](https://www.lunadabaytile.com) for our complete product offerings, applications and installation instructions.



45%
Post-Consumer
Recycled Content

Front Cover: Stingray in blend of Pacific and Olympia

Below: Silhouette Mosaic in Kumamoto & Watercolors Post and Liner in Sargent

© 2023 Lunada Bay Tile. All Rights Reserved

