

HORIZON

FLOATING FLOORING
FOR OUTDOORS

5 Reasons to Choose HORIZON

1 DURABILITY AND RELIABILITY



The structure of HORIZON is entirely made of aluminum, offering excellent durability. The flooring is made of laminated red spruce coated with melamine resin.

2 VERSATILITY AND CUSTOMIZATION

The flooring can be finished with special coatings or coverings such as carpet, linoleum, or other wear-resistant materials, allowing for customization.

3 LEVELING CAPABILITY

The adjustable feet of the support structure allow for optimal leveling even when the flooring needs to be placed on uneven surfaces or terrains.



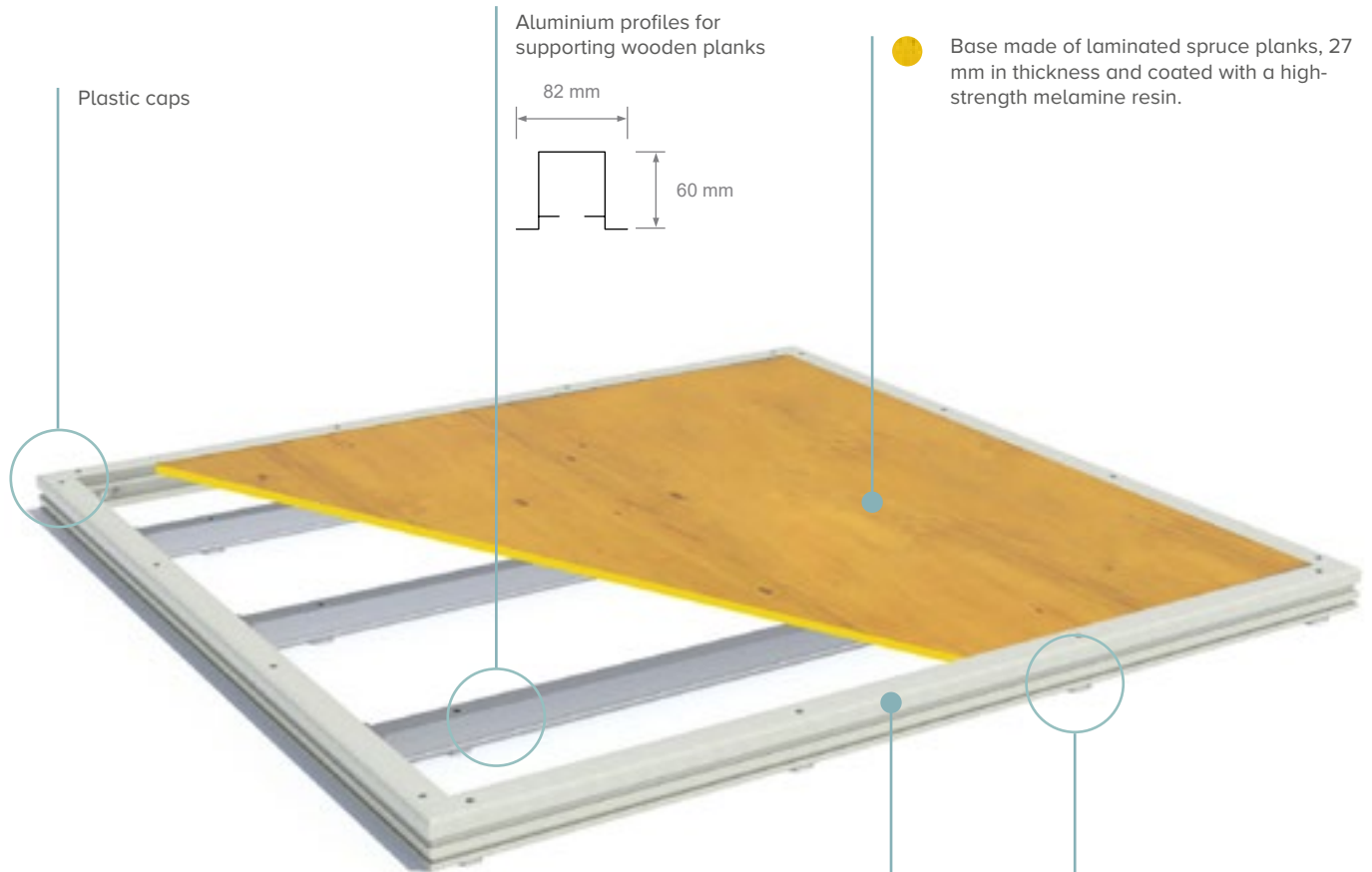
4 BALLASTING SYSTEM

The aluminum profiles that make up the central part of the structure can accommodate washed gravel plates, serving as ballast and eliminating the need for complex foundation work.

5 MODULAR

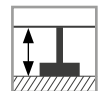
The flooring can be expanded with additional components, enabling the coverage of potentially limitless areas in terms of covered space.

MATERIALS AND COMPONENTS



ADJUSTABLE GALVANISED IRON FEET

4 cm ≈



STANDARD COLOURS OF THE ALUMINIUM PERIMETER PROFILE

Smooth finish

Matt-rough finish



White
Ral 9010

Silver
Anodized


Special
Grey

White

Dove-Grey

Dark-Brown

Further RAL colours with smooth glossy finish or smooth matt finish are available, please refer to price list.



Any special coating in paint, carpet, linoleum, or other wear-resistant walkable materials **are not provided by the company.**

AVAILABLE VERSIONS:

STANDALONE - Free-standing flooring without provisions for accommodating structures.



WITH PREPARATION - Flooring designed to be combined with compatible structures (Kube, Onda, Vela, Qzebo, Eclettica).



COMPATIBLE STRUCTURES



KUBE



ONDA



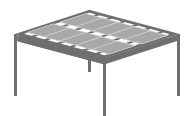
VELA



QZEBO



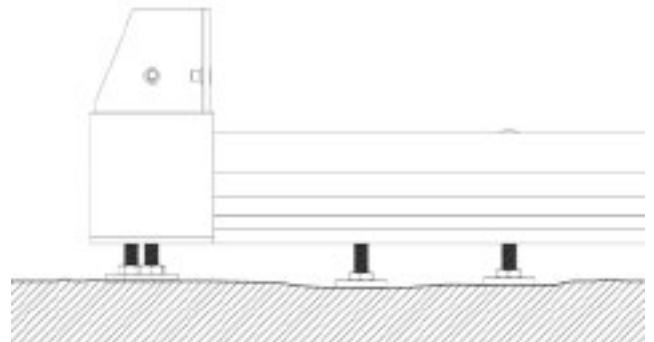
ECLETTICA



NAKED

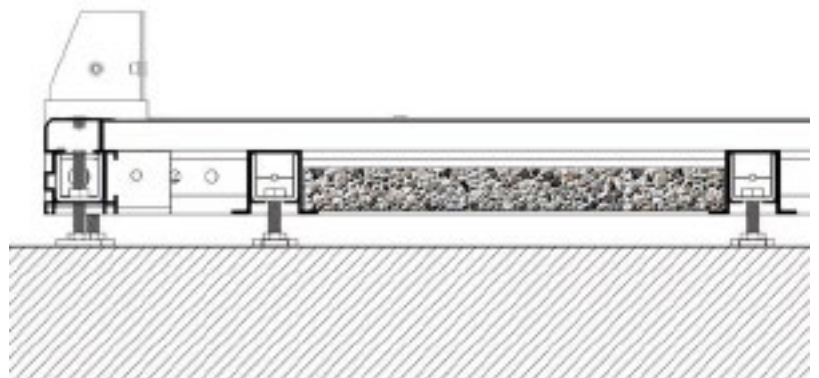

LEVELING

The flooring is equipped with adjustable feet, which can be leveled on uneven terrain and surfaces using a key or a screwdriver. The adjustable feet have a maximum adjustment range of 30 mm in the central part of the floor and 50 mm along its perimeter.



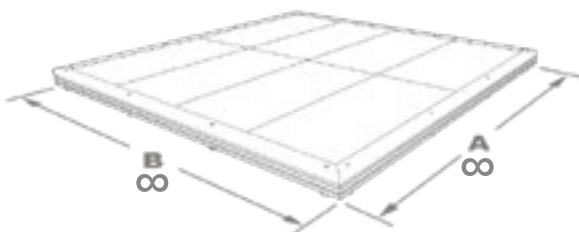
BALLASTING SYSTEM

The flooring can be weighted with washed gravel plates measuring 400 x 400 x 40 mm, approximately 16 kg each. These plates are inserted between the support profiles of the wooden boards and remain completely hidden from view.



DIMENSIONS

The flooring can be extended and adapted after the initial purchase by adding components that allow for expansion on both sides.



www.giuliobarbieri.it

