



ROLLERS

LIGHT-UP HEEL SKATES



ITEM NO: 600-053, 600-054

FOR AGES: 6 YEARS +

MAX USER WEIGHT: 50 KGS(110 LBS)

MADE IN CHINA

ASTM: F963 -17

OWNER'S MANUAL

READ AND UNDERSTAND THIS ENTIRE MANUAL BEFORE ALLOWING YOUR CHILD TO USE THIS PRODUCT!
IMPORTANT SAFETY NOTICE **WARNING!**

PROPER SIZING AND WEIGHT:

FOR SAFETY AND BEST PERFORMANCE, BE SURE TO ABIDE BY THE SUGGESTED AGE AND WEIGHT SPECIFICATIONS. FAILURE TO ABIDE THEM MAY CAUSE INJURY / HARM.

GETTING STARTED:

TAKE A MOMENT TO BECOME ACCUSTOMED TO THE FEEL OF YOUR ROLLERS. STAND UP SLOWLY AND DISCOVER HOW EASY IT IS TO BALANCE YOURSELF. TAKE A FEW WARM-UP STEPS AND HOLD ONTO SOMEONE OR SOMETHING UNTIL YOU FEEL COMFORTABLE. USE THE ROLLERS INDOORS OR OUTDOORS BUT ONLY ON DRY AND FLAT SURFACES.

PRECAUTIONS:

LIKE ANY OTHER MOVING PRODUCTS, ROLLERS CAN BE A HAZARDOUS ACTIVITY AND IT IS POSSIBLE TO GET INTO DANGEROUS SITUATIONS. BE SURE TO READ THE ENTIRE MANUAL BEFORE USING.

IN PARTICULAR, PAY ATTENTION TO THE FOLLOWING NOTICES:

- 1.** ALWAYS WEAR PROPER PROTECTIVE EQUIPMENT, SUCH AS AN ANSI, SNELL, CPSC OR ASTM APPROVED HELMET, WRIST GUARDS, ELBOW PADS, KNEE PADS, LONG SLEEVE SHIRT, GLOVES, LONG PANTS. ALWAYS WEAR A HELMET WHEN USING YOUR ROLLERS AND KEEP THE CHINSTRAP SECURELY BUCKLED. MAKE SURE YOU STAY VISIBLE WEARING BRIGHT CLOTHING SO PEOPLE CAN SEE YOU. CAREFULLY OPEN EACH ROLLER AND SLIP THEM ON OVER YOUR SHOES AND TIGHTEN THE STRAPS UNTIL SNUG AND COMFORTABLE.
- 2.** ALWAYS MAKE SURE YOUR ROLLER ARE DONE UP PROPERLY WITH THE STRAPS TIGHT AND SECURE.
- 3.** RIDE THE ROLLER ONLY ON FLAT LEVEL GROUND. DO NOT USE THE ROLLER ON WET AND UNEVEN GROUND WITH ROCKS OR GRAVEL. IN ADDITION, DO NOT USE THE ROLLER AT DUSK OR NIGHT OR IN WET ICY CONDITIONS.
- 4.** DO NOT USE THE ROLLER ON SLIPPERY OR WET GROUND AS THE TREAD CAN SLIP OUT OF CONTROL. AVOID STREETS AND SURFACES WITH WATER, OIL, SAND, GRAVEL, DIRT, LEAVES AND OTHER DEBRIS. WET WEATHER IMPAIRS TRACTION AND VISIBILITY.
- 5.** LEARN THE BASICS SUCH AS BALANCE AND CONTROL, DO NOT USE THE ROLLER ON STEEP SLOPES, AS IT CAN DAMAGE THE PRODUCT OR CAUSE STOPPING FAILURE. BE CAREFUL WHEN PASSING SUCH AREAS.
- 6.** AVOID SHARP BUMPS, DRAINAGE GRATES AND SUDDEN SURFACE CHANGES. ROLLERS MAY SUDDENLY STOP.
- 7.** ALL CHILDREN AND PRETEENS SHOULD USE WITH ADULT SUPERVISION AT ALL TIMES. THE SUPERVISOR SHOULD INSPECT THE ROLLERS PRIOR TO STARTING TO USE, MAKING SURE ALL PARTS ARE FULLY ASSEMBLED AND TIGHTENED TO PREVENT ACCIDENTS.

8. ALWAYS FOLLOW AND OBEY ALL LOCAL TRAFFIC LAWS AND REGULATIONS. STAY AWAY FROM MOTOR VEHICLES AND WATCH OUT FOR PEDESTRIANS. NEVER ALLOW YOURSELF TO BE PULLED BY VEHICLES WHILE USING THE ROLLERS. ALWAYS BE AWARE OF YOUR SURROUNDINGS.
9. DO NOT MAKE ANY MODIFICATIONS ON THIS PRODUCT. DO NOT USE ANY ATTACHMENTS THAT ARE NOT INCLUDED WITH THE ROLLERS.
10. PLEASE NOTE TO REMOVE ANY SHARP EDGES CREATED THROUGH USE.
11. REPLACE WORN AND / OR BROKEN PARTS IMMEDIATELY.
12. INJURY MAY OCCUR IF THE PRECAUTIONS ABOVE ARE NOT OBSERVED.

CHECK BEFORE USING

MAKE SURE YOU CARRY OUT THE FOLLOWING INSPECTIONS BEFORE USING YOUR ROLLERS : MAKE SURE YOUR STRAPS ARE DONE UP TIGHTLY FOR A SECURE AND SAFE RIDE. MAKE SURE THE TREAD IS SECURE AND NOT WORN OUT. FINALLY, YOU CAN START USING YOUR ROLLERS AFTER CHECKING THE ABOVE POINTS AND SAFETY NOTICES.

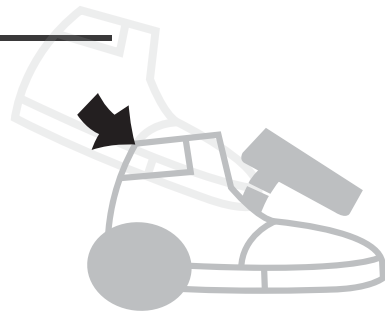
USER GUIDE AND MAINTENANCE

1. BEFORE AND AFTER EACH USE MAKE SURE THE ROLLERS ARE FREE FROM DIRT AND DUST ,WIPE WITH A DAMP CLOTH IF NEEDED.
2. THE TREAD MAY WEAR THROUGH USE. PLEASE CONTACT THE SELLER OF YOUR ROLLERS TO REPLACE FOR YOUR OWN SAFETY.
3. ALWAYS KEEP YOUR ROLLERS CLEAN, WIPE WITH A DAMP CLOTH TO REMOVE DIRT AND DUST. DO NOT USE INDUSTRIAL CLEANERS OR SOLVENTS AS THEY MAY DAMAGE THE SURFACES. DO NOT USE ALCOHOL, ALCOHOL-BASED OR AMMONIA-BASED CLEANERS AS THEY MAY DAMAGE OR DISSOLVE SOME COMPONENTS OR SOFTEN THE MATERIAL.
4. MAKE SURE ALL COMPONENTS ARE ASSEMBLED AND SECURED STURDILY BEFORE EACH USE.
5. SELF-LOCKING NUTS AND OTHER SELF-LOCKING FIXINGS MAY LOSE THEIR EFFECTIVENESS OVER TIME. IF ANY OF THESE COMPONENTS ARE NO LONGER FUNCTIONING HOW THEY SHOULD IT IS STRONGLY RECOMMENDED THAT YOU DISCONTINUE USE OF THE PRODUCT AND SEEK REPLACEMENT PARTS FROM THE DEALER OR IMPORTER OF THIS PRODUCT.


HOW TO USE:



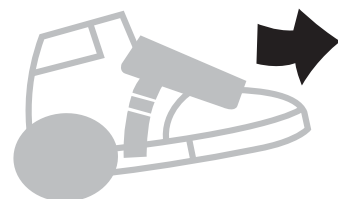
1. PRESS BUTTON AND EXTEND FOOTPLATE OUT



2. INSERT FOOT INTO ROLLER AND CONTRACT FOOTPLATE



3. FASTEN STRAP OVER RIDERS SHOE



4. GO ROLL!

DISTRIBUTORS

MADD GEAR LLC USA
 5780 WEST OAKLAND STREET, CHANDLER, ARIZONA 85226
 MAIL: USASUPPORT@MADDGEAR.COM

WWW.MADDGEAR.COM