



BASELINE MARQUEE


Our Baseline Marquee is constructed with heavy duty 2.5" aluminum tubing with extended sleeves on the footpads for extra reinforcement. The frame uses a tension wire system to support the roof and increase the strength and stability of the canopy. The top is made of Fire Retardant PVC Vinyl which can be digitally printed with full color graphics. Also available in 10 different stock colors for unprinted shelters.



SINGLE PEAK



DOUBLE PEAK



Feature Specs

| | |
|-----------------------|----------------------|
| FRAME TYPE | ALUMINUM |
| FRAME LEG | DIAMETER: 2.5" |
| FOOT & CONNECTOR TYPE | INDUSTRIAL STEEL |
| MAX HEIGHT CLEARANCE | 7'9" (2.4M) |
| FURTHER FEATURES | WATER PROOF |
| | UV PROTECTION |
| | FIRE RETARDANT VINYL |
| WARRANTY | 1 Year |

PVC Stock Colors



Hardware


Corner Connector & Tension Wire Hook



Peak Pole and Tension Wires



Valance Strap



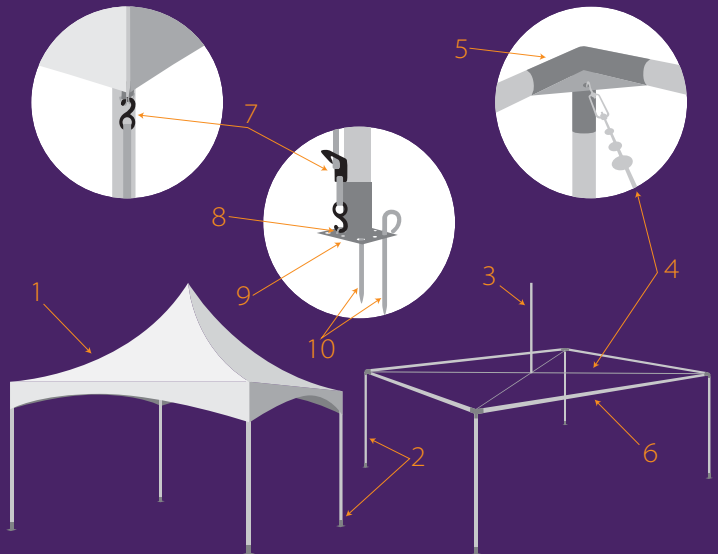
Footpad



Ratchet Rope



| | |
|----|-----------------------------|
| 1 | MARQUEE TOP |
| 2 | ALUMINUM LEG |
| 3 | PEAK POLE |
| 4 | CABLE WIRE |
| 5 | REINFORCED CORNER CONNECTOR |
| 6 | EXTENSION BAR |
| 7 | RATCHET ROPE |
| 8 | REINFORCED FOOTPAD HOOK |
| 9 | FOOTPAD |
| 10 | GROUND SPIKES |



Available Printed or Unprinted

Walls, Windows, and Doors

