



TOTE TRAY TROLLEY

- SINGLE COLUMN -

Product code: ERSTTTF



Elizabeth Richards School Supplies Pty Ltd

PO Box 397 / Winston Hills 2153 / Email: sales@elizabethrichards.com.au / Phone: (02)98380865, 1300301164

www.elizabethrichards.com.au

See Reverse for assembly instructions







TOTE TRAY TROLLEY - SINGLE COLUMN

ASSEMBLY INSTRUCTIONS

- Unpack the contents and lay them out on the floor
- Identify the top and bottom cross-rails - the top cross-rails have tabs to hold the wooden top in place
- Place side rails D into the desired position on the side panels.
- Take one of the end frames and attach the top rails using 2x bolt A. Do not fully tighten bolts. Repeat process for the other end panel.
- Attach bottom rails using 2 x bolt A. Do not fully tighten bolts.
- Screw the castors B to the bottom of the end frames.
- Turn the unit the right way up and place the wooden top into the frame.
- Fully tighten all bolts.
-

This carton contains:

- ✓ 2 x Top rails with holes for top shelf attachment
- ✓ 2 x Bottom rails
- ✓ 2 x End frames
- ✓ 1 x Wooden top shelf
- ✓ 8 x 40mm M6 bolts
- ✓ 4 x Casters
- ✓ 10 x tray rails

A	 M6x40	4
B		4
C		1
D		10

