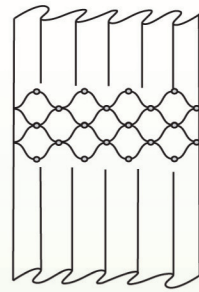


**Pocket**

Step 1: Adjust the gathers on the smocked front so the piece becomes flat. Stitch gathers in place at the bottom and top of the silk edges. Trim to measure 4 3/4" x 5 1/2".

Step 2: With right sides together sew the front to the back at the sides and across the bottom using a 1/4" seam allowance.

Step 3: To create the base of the pocket, follow Step 2 of the pocket lining directions.

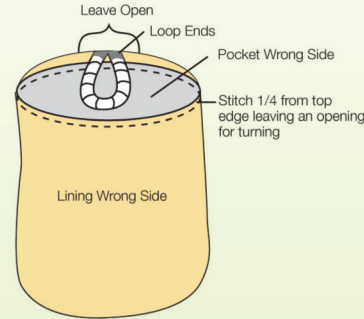


**Loop**

Fold the lining fabric strip cut 1 1/4" x 7" in half lengthwise with right sides together. Stitch along the long side to form a tube. Turn right side out. Insert the 12" piece of 1/4" elastic into the tube "scrunching" the fabric to fit the 4" elastic. Loop in half and pin ends to the right side of the pocket lining.

**Assembly**

Place the Pocket inside the lining with right sides together and the top edges matching (Loop will be attached to the inside between the pocket and lining.) Stitch around the top leaving an opening for turning. Turn to right sides out and push the lining to the inside of the pocket. Top stitch just above the smocking, insert 8" of 1/4" elastic, join the ends into a circle and stitch them together. Turn in the edges of the opening and top stitch the edge to complete the casing and close the opening.



**The Collection**



From Left to Right:

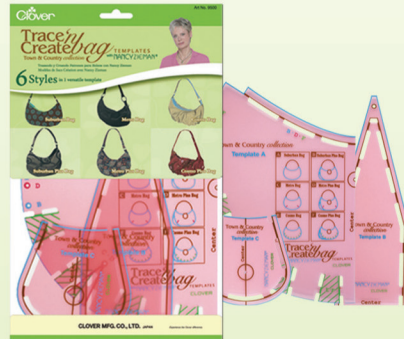
- 9500 Trace 'n Create Bag (Town & Country Collection) Sugg. Retail: \$19.95
- 9501 Trace 'n Create Bag (City Bag Collection) Sugg. Retail: \$19.95
- 9503 Shape 'n Create Bag Stabilizer (White) 2 pcs. Sugg. Retail: \$6.75
- 9504 Shape 'n Create Bag Stabilizer (Black) 2 pcs. Sugg. Retail: \$6.75
- 9502 Create-a Strap 1" (Bag & Tote Strap Interfacing) Sugg. Retail: \$6.75
- 9505 Double Sided Basting Tape (1/2" X 2.2 yards) Sugg. Retail: \$4.50

**Clover Trace 'n Create Bag** TEMPLATES with **NANCYZIEMAN**



Making bags has never been so easy, so simple, and so much fun! Follow along as Nancy guides you through the process of creating your bags.

2 Creative Templates, 12 Terrific Bags!



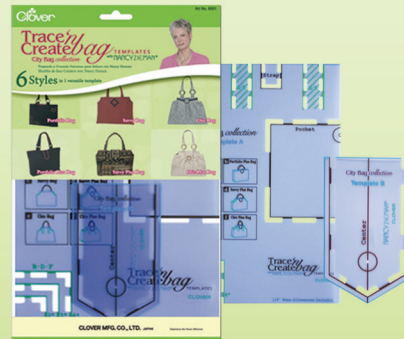
**9500 Town & Country Collection (6 Bag Styles)**



Suburban Cosmo Metro



Suburban Plus Cosmo Plus Metro Plus



**9501 City Bag Collection (6 Bag Styles)**



Portfolio Savvy Chic



Portfolio Plus Savvy Plus Chic Plus

**Clover Trace 'n Create Bag** TEMPLATES with **NANCYZIEMAN**

**FREE PROJECTS**

*Choose your style!*

**Town & Country Bag**  
Suburban Bag with Flap Closure Embellished with Remnants of Old Linens



**City Bag**  
Savvy Bag Embellished with Detachable Eyeglass/Cell Phone Pocket



**CLOVER NEEDLECRAFT, INC.**

TOLL-FREE: (800) 233-1703 FAX: (562) 282-0220 [www.clover-usa.com](http://www.clover-usa.com)  
CLOVER MFG. CO., LTD. JAPAN 3-15-5 Nakamichi Higashinari-ku Osaka 537-0025 Japan



CT0035  
MAY 2008

**make-it**

more project ideas available at [www.clover-usa.com](http://www.clover-usa.com)