

MS6 Air Purifier



Please retain owner's manual for future reference

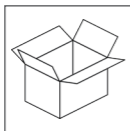
Overview

Getting Started



- Introduction
- System features
- SimPure® contact details
- Health & Safety
- Warnings & Cautions
- Operating Guidelines

Installation Guide



- System Contents
- Start-up
- Connecting to power

Operation Guide

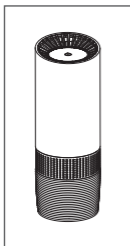


- Operating Guide
- Mode Selection
- Filter Replacement
- Troubleshooting Guide
- Warranty

Getting Started

Introduction

Thank you for purchasing the SimPure® MS6 Air Purifier, which delivers clean and healthy air for you and your car/home or office. Please contact us for the latest product information, including operator manuals, videos, support materials, and where to purchase replacement filter.




The MS6 is a durable piece of equipment, with proper care it will last for many years. This owner's handbook outlines the installation, operation, and maintenance requirements to sustain perfect product performance.


*Website: www.simpurelife.com
Customer Service: service@simpurelife.com
Toll-Free Phone: 1-866-528-4572*


The MS6 can filter out impurities and particles in the air, such as viruses, mold, dust, allergens, pollen, bacteria, dust mites, cigarette smoke, pet dander, odors, and unhealthy vapors.


Health & Safety


SimPure® products are designed with safety in mind. However, personnel using this device must be familiar with any potential dangers. All safety information detailed in this handbook should be reviewed before installing and operating this air purifier.

 *This product is not a toy; children must be supervised when using the device. Keep packing materials out of children's reach.*

 *Do not use the device in a place with heavy moisture or smoke. Please keep the device away from flammable gas appliances such as heaters or fireplaces.*

 *Unplug the unit when cleaning, do not use strong corrosive detergents or chemicals as they may damage the device's surface.*

 *Do not obstruct the air inlets or outlets on the device. Do Not wash or reuse the composite filters– Replace with a new filter only.*

 **Warnings and Cautions are provided; Failing to observe these instructions could damage the equipment, associated parts, surroundings, or personal injury.**

Operating Guidelines

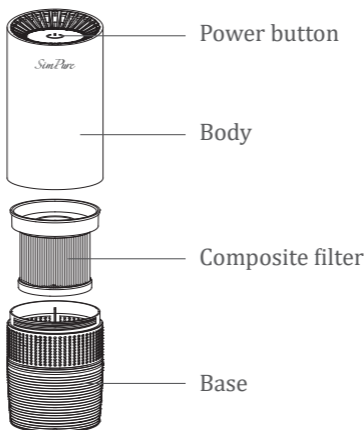
The following table lists the operating parameters for this product. Operating this product outside these specifications may cause system performance issues and may even lead to personal injury and void any warranty. Please contact SimPure® for further advice and support.

Operating Parameters	
Model	SimPure® MS6
Rated Voltage	DC 5 V (USB Power)
Rated Power	3 W
Dimensions	(2.7 x 2.7 x 7.4) inches (68 x 68 x 188) mm
Operational weight	0.82 lb (370g)
Filter Element type	A single composite filter

Overview

Operating Guidelines

Your SimPure® MS6 Air Purifier was carefully assembled, packaged, and shipped complete with all the parts you should require.



Unsure about something? Is there a problem?
Please contact SimPure® via our service email
or toll-free number.

Website: www.simpurelife.com
Customer Service: service@simpurelife.com
Toll-Free Phone: 1-866-528-4572

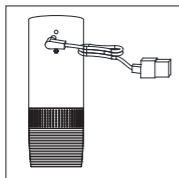
Startup the System

Step 1



Before using the air purifier for the first time, remove any packaging material from the product.

Step 2

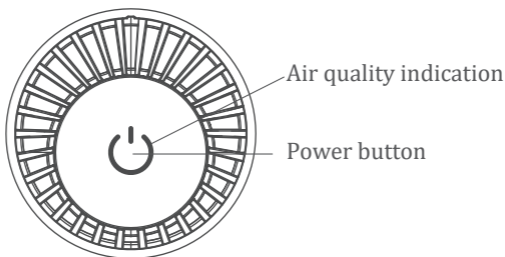


Plug the power output of the USB cord into the air purifier. Plug the USB connector into a USB port such as the car adaptor/ computer or USB power bank. The power button will illuminate and beep when power is available. The air purifier starts in auto-mode. The fan speed will change based on air quality.

Color of the light	Air quality	Fan speed
Blue	Excellent	Low fan speed
Yellow	General	Middle fan speed
Red	Poor	High fan speed

Operating Guide

Control Panel



Operating Mode

When the power is first connected to the air purifier, the power indicator light will indicate the air purifier is in auto-mode.

The air purifier is equipped with TVOC sensors to detect air quality. When the air purifier is in auto mode, the fan speed will adjust automatically according to the air quality.

Once you press the power button, the air purifier will switch to manual mode. If you want to return to auto-mode again, you will need to turn off the unit or remove the power cord to restart the unit.

Power Button



Press the power button repeatedly to cycle through the different speed settings in manual mode.

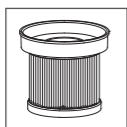
1 - Low fan Speed - Blue indicator light

2 - Medium fan speed - Yellow indicator light

3 - High fan speed - Red indicator light

The corresponding fan speed indicator light will display the current fan speed.

Filter Timer



The filter element lifespan is dependent on how many hours the air purifier is utilized and which mode of operation is used.

The system automatically monitors the fan speed and operational hours; when the filter lifespan reaches 100%, the red light on the power button will flash three times with three beeps. It is now time to replace the filter.

Filter Reset

When the filter lifespan reaches 100%, you need to replace the filter. (see page 9). After the filter is replaced, press and hold the power button for 8 seconds while in operation mode, the light on the power button will flash green and beep, indicating the filter lifespan timer has been reset.

NOTICE: It is only possible to reset the filter lifespan when the red light on the power button flashes three times with three beeps.

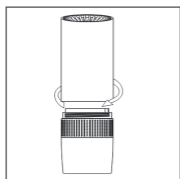
Filter Replacement

Step 1



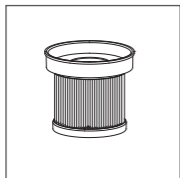
Press and hold the power button until the indicator light turns off. Unplug the USB power cord from the air purifier.

Step 2



Holding the purifier, turn the base clockwise and pull the lower housing away. You will now see the filter located inside the lower housing, lift out the old filter, and dispose of regular household waste (non-toxic).

Step 3



Remove any packing material from the new filter. Slot the new filter into the base of the purifier. Replace the base and turn anti-clockwise until it locks closed. Plug in the air purifier and follow the Filter reset instructions (See Page 8).

The filter's actual lifespan may vary depending on the amount of dust, smoke, humidity, and the concentration of other airborne particles and vapors in the air.

Please note: the MS6 uses a disposable filter and should not be washed.

Troubleshooting Guide

Problem	Possible Solution
The air purifier does not turn on or respond to power button	Confirm that unit is plugged into a powered USB socket.
Airflow is significantly reduced	Make sure the packaging is removed from the filter element.
	Press power button to increase fan speed.
	Filter may be blocked, replace air filter.
Air Purifier makes unusual noise while the fan is on	Make sure the air purifier is being operated on a hard, flat, even surface.air filter.
	Filter may be blocked, replace air filter.
	The air purifier may be damaged. Contact SimPure® customer
Unpleasant or musty smell coming from the purifier	Do not use in a damp or wet environment, if the filter becomes damp, replace filter and move the air purifier to a dry area.
	The carbon layer of the filter may be exhausted and cannot remove odors. Replace air filter.

Troubleshooting Guide

Problem	Possible Solution
Poor air purification quality	Press power button to increase fan speed.
	Close doors and windows while using the air purifier.
	Make sure the air filter is removed from its packaging. (see page 9)
	Replace the filter.
The red change filter indicator light is flashing and beeping	The red indicator light will flash when the filter element needs to be replaced.
If your problem is not listed	Please contact SimPure® Customer Service

Warranty

SimPure® warrants to the customer that its residential air purifiers will be free from defects in material and workmanship under normal use and service for a period of 1 year. We will replace or repair any part of the SimPure® air purifier that we find to be defective in operation due to faulty materials or workmanship within one year since the date of the original purchase. Used replaceable filter cartridges are excluded.

General Conditions

SimPure® obligation to the customer under these warranties shall be limited, at its option, to replacement or repair of items covered by these warranties. Prior to return or repair of covered items, the customer must obtain a return goods authorization number from SimPure® and, at SimPure® option, return the item with freight prepaid by the customer.

Damage to any part of this system because of misuse, misapplication, negligence, alteration, accident, installation, or operation contrary to our instructions, this warranty does not cover incompatibility with accessories not installed by SimPure®, or damage caused by freezing, flood, fire, or Acts of God. In all such cases, regular charges will apply. This limited warranty does not include service to diagnose a claimed malfunction in this unit. This warranty is void if the claimer is not the original purchaser of the unit or if the unit is not operated under normal operating conditions.

We assume no warranty liability in connection with this system other than that specified herein. This warranty is in lieu of all other warranties, expressed or implied, including warranties of fitness for a particular purpose. SimPure® liability hereunder shall not exceed the cost of the product. Under no circumstances will SimPure® be liable for any incidental or consequential damages or for any other loss, damage or expense of any kind, including loss of use, arising in connection with the installation or use or inability to use the covered items. These warranties are governed by the laws of the state of Washington, USA, and may change at any time without notice.

How to get Replacement Filter

www.simpurelife.com	Search: MS6 filter
www.amazon.com	Search: MS6 filter Or search: B08FQLJF8V
www.ebay.com	Search: MS6 filter

Who we are

- SimPure® is a purification brand based in the United States, specializing in creating a better, healthier you through engineered filtration and advanced purification technologies.
- Back to nature, clean water, and fresh air. SimPure® promotes the philosophy of a 'minimalist lifestyle' that is committed to creating a simple, clean, and comfortable environment.
- SimPure® designs products to be both smart, easy to operate, and practical in appearance and functionality.
- SimPure® products protect you, your family, our planet.

Contact Us

If you require technical assistance, please contact our friendly professional support engineers, who will be pleased to assist you.

3320 W Valley HWY North Ste D108
Auburn WA 98001

Website: www.simpurelife.com

Phone: 1-866-528-4572

Email: service@simpurelife.com

