

CL-G2 Series LED Surface Mount Canopy Luminaire



Jarvis CL-G2 Series

Unique optic design increases light spread with minimal glare

UV-resistant powdercoat finish avoids fading and flaking

Slim housing design is perfect for low clearance applications

Competitors' Products

Optics have narrow light spread or feature unwanted glare

Powdercoat may fade or flake

Larger housing reduces clearance height



Most Popular Models and Specifications:

Catalog #	Description	DLC Product ID	Input	Power	Lumens	CCT	CRI	PF
CL-G2-3L-50K-BRZ-DM	10" Square Surface Mount Garage Canopy	S-B7CVZF	120-277V 50/60Hz	28W	3,360 lm	5000k	≥ 80	≥ 0.9
CL-G2-4L-50K-BRZ-DM	10" Square Surface Mount Garage Canopy	S-J7SFAP	120-277V 50/60Hz	40W	4,800 lm	5000k	≥ 80	≥ 0.9
CL-G2-7L-50K-BRZ-DM	10" Square Surface Mount Garage Canopy	S-3W81LB	120-277V 50/60Hz	60W	7,200 lm	5000k	≥ 80	≥ 0.9





Electrical

Input Voltage: 120-277V 50/60Hz

Power Factor: >.9 at full load

Total Harmonic Distortion: <20% full load

Operating Temperature Range: -40°C to 40° C Ambient (-40°F to 104°F)

Controls and Dimming

1-10V dimming leads are default on all 120-277V input models and accessible outside the fixture body.

The CL-G2 series is compatible with Jarvis Lighting's PhotoMotion™ sensors. PhotoMotion™ sensors provide multi-level control based on both motion and/or ambient natural lighting levels and can be custom programmed via remote control.

The CL-G2 Series is compatible with many other photosensors and motion sensor systems. Contact a Jarvis representative for more information.

Construction and Materials

Housing is constructed from die-cast 383 (ADC12) aluminum alloy with integrated thermal management design.

The housing features a powdercoat finish. Powdercoat finish is applied directly to housing and will not crack or peel. Default color is bronze. Custom colors are available. Contact the factory for additional color information.

Lens construction is tamper and shatter resistant polycarbonate lens.

Luminaire's construction contains zero mercury

Fasteners are stainless-steel and will not rust or create rust-streaks

Ordering Guide

Example: CL-G2-4L-50K-BRZ-DM

Product Family	Lumen Output	CCT	Input	Housing Color	Dimming
CL-G2 Surface Mount Canopy Luminaire	3L - 3,690 Lumens	40K - 4000K	Blank - 120-277V	BRZ - Bronze	DM - 1-10V Dimming
	4L - 4,800 Lumens	50K - 5000K			
	7L - 7,200 Lumens		HV - 277-480V		

Variants in blue are typically quick ship items. Variants in white are typically special order with longer lead time.

Regulatory and Voluntary Qualifications

UL listed to UL 1598 and UL 8750 for both US and Canada

State of California Title 24 Compliant when installed in accordance with local requirements

DesignLights Consortium® (DLC) Premium qualified product. Not all versions of this product may be DLC qualified. Please check the DLC Qualified Products List at www.designlights.org/QPL to confirm which versions are qualified.

Rated for Wet Locations

Warranty and Lifetime

CL-G2 Series carries a 10-year limited warranty.

Contact Jarvis representative for details.

Projected LED lifetime exceeds 50,000 hours under most operating conditions. Lifetime projections are calculated using data including LM-79, LM-80 and TM-21 calculations. Contact Jarvis representative for details.



*CL-G2 Surface
Mount Plate*

Installation

Luminaire can be installed via pendant mount or directly surface mounted. For surface mount applications mounting conditions may vary by structure and project – contact factory for suggesting which fasteners are optimal. Electrical connections can be brought into the luminaire from 3 sides via 1/2" NPT knockouts or through the back of the fixture via a threaded 3/4" NPT opening.

Contact a Jarvis Representative for full installation instructions, videos or additional information.

Accessories


The CL-G2 Series is compatible with many photosensors and motion sensor systems.

Contact a Jarvis representative for more information.

Photometrics

Photometric information, including LM-79 reports and .IES files are available for most models at www.jarvislighting.com. Site photometrics and lighting layouts are available.

Contact a Jarvis representative.

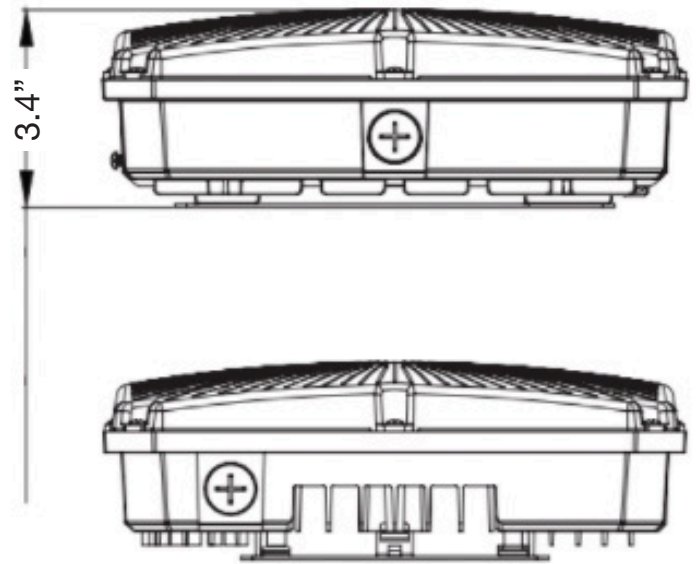
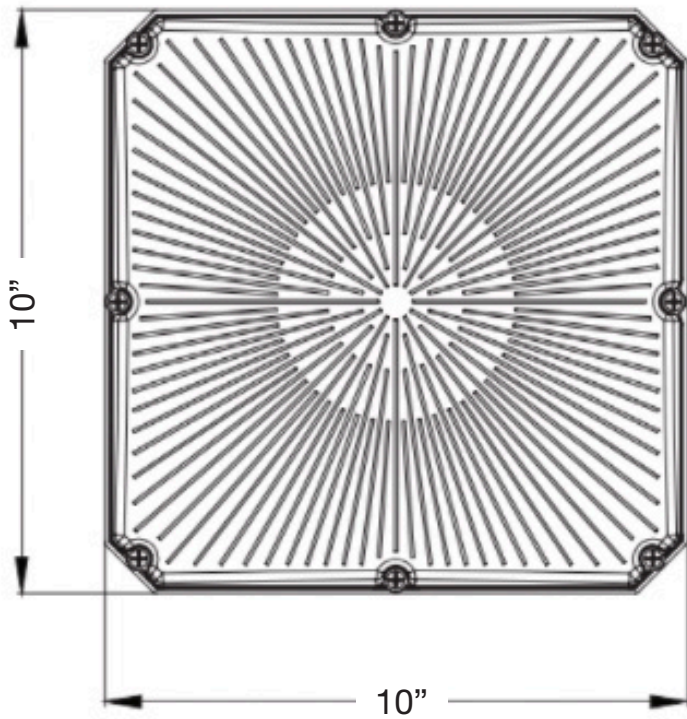


CL-G2 Tamper and Shatter Resistant Lens

Product Weight:

Model	Net Weight
CL-G2-3L	5.5lbs
CL-G2-4L	5.5lbs
CL-G2-7L	6.0lbs

Dimensions:



28W/40W/60W



BRIGHT DONE RIGHT™

