

IES Indoor Report

Photometric Filename:KARLIN5FCCT-6K-2020-07-23.IES

Indoor Luminaire Photometric Data

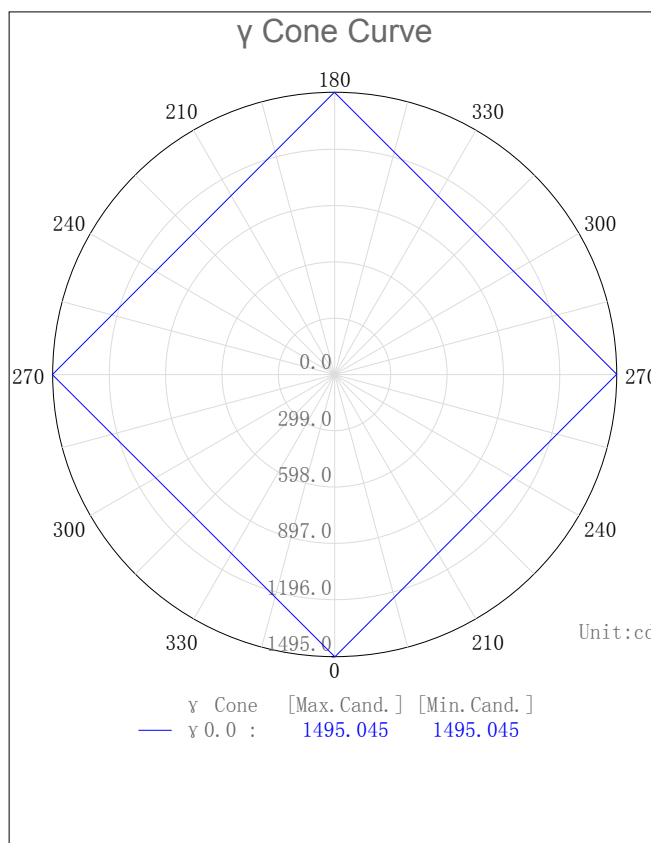
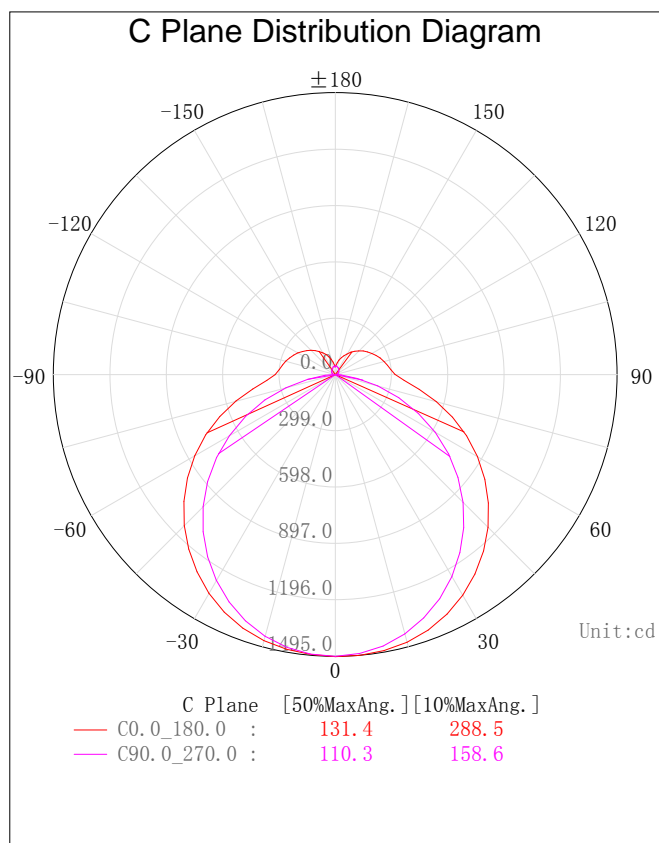
Description Information

Lum. Name:	KARLIN5FCCT	Lum. Catalog:	LED BATTEN	Test ID:	
Lamp Name:	6000K	Lamp Catalog:	SMD2835	Test Date:	2020/07/23
Manufacture:		ShldAngle(°):		Test Machine:	GON-2000
Test Lab:		Frequency(Hz):		Lamp CCT(K):	Ra:
Lum. Size(W*L*H):	0.060m*1.500m*0.065m	Lum. Area(m2):	0.188	Lum. W(kg):	2.000
Test System:	C, γ	Test Step:	C=90.0 γ=5.0	Temp. (°C):	25
				Humidity(%):	

Character Parameter

Lamp Speciality Parameter		Luminaire Speciality Parameter	
Rated Flux(lm):	5555.730	Luminaire Flux:	5555.728lm
Rated Power(W):		Luminaire Efficiency:	100.00%
Rated Voltage(V):		Luminaire EER(lm/W):	116.277
Tested Power(W):	47.780	Max. Cand. (cd):	1495.045
Lamps' Inside:	1	Max Cand@Ang. (°):	C=0.0 γ=0.0
Tested Electric:U=225.8V, I=0.219A, PF=0.000		Beam Angle(50%Imax):	131.4
Lamp Size(W*L*H):0.060m*1.500m*0.065m		Left=-65.5 Right=66.0	
		Field Angle(10%Imax):	288.5
		Down Lumens&Percent:	4811.618lm 86.61%
		Up Lumens&Percent:	744.110lm 13.39%
		S/MH:	C0_a180=1.337 C90_270=1.243
		CIE Type:	General Diffuse
		ErP Φuse(120°):	3514.450lm
		IRF:	103.683%

Lighting Distribution Diagram



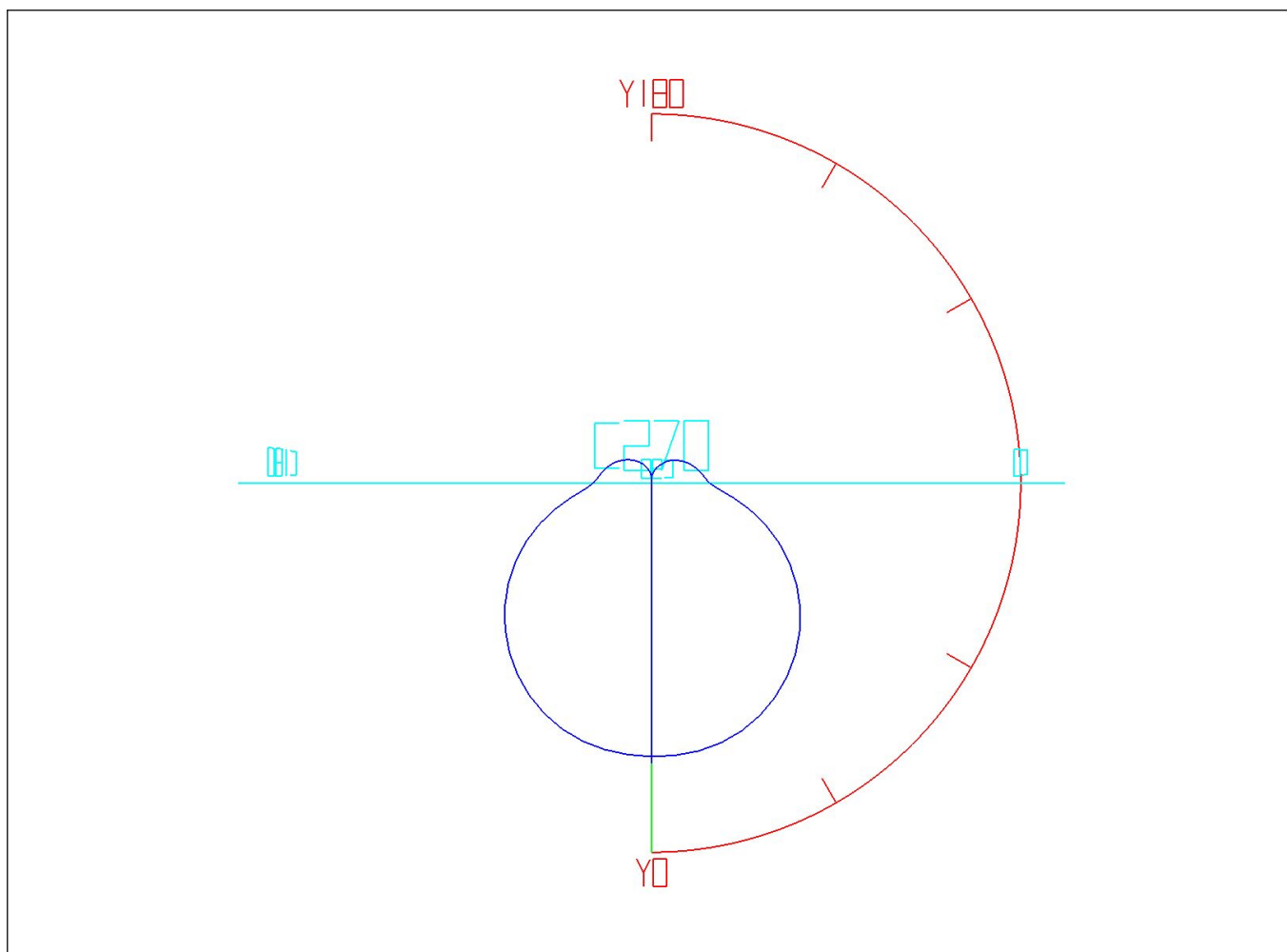
IES Indoor Report

Photometric Filename:KARLIN5FCCT-6K-2020-07-23.IES

3D Light Intensity Distribution Modal

Lum. Name: KARLIN5FCCT	Lum. Catalog: LED BATTEN	Test ID:
Lamp Name: 6000K	Lamp Catalog: SMD2835	Test Lab:
Manufacture:	Test Machine:GON-2000	Test Date: 2020/07/23

3D Light Intensity Distribution Modal



Curves: 3D Model ——— Fixture ——— Vert. HUD ——— Hori. HUD ———
View Angles: Orient:0 Tilt:0 Roll:0 Spin:0

IES Indoor Report

Photometric Filename:KARLIN5FCCT-6K-2020-07-23.IES

Zonal Flux Tabulation

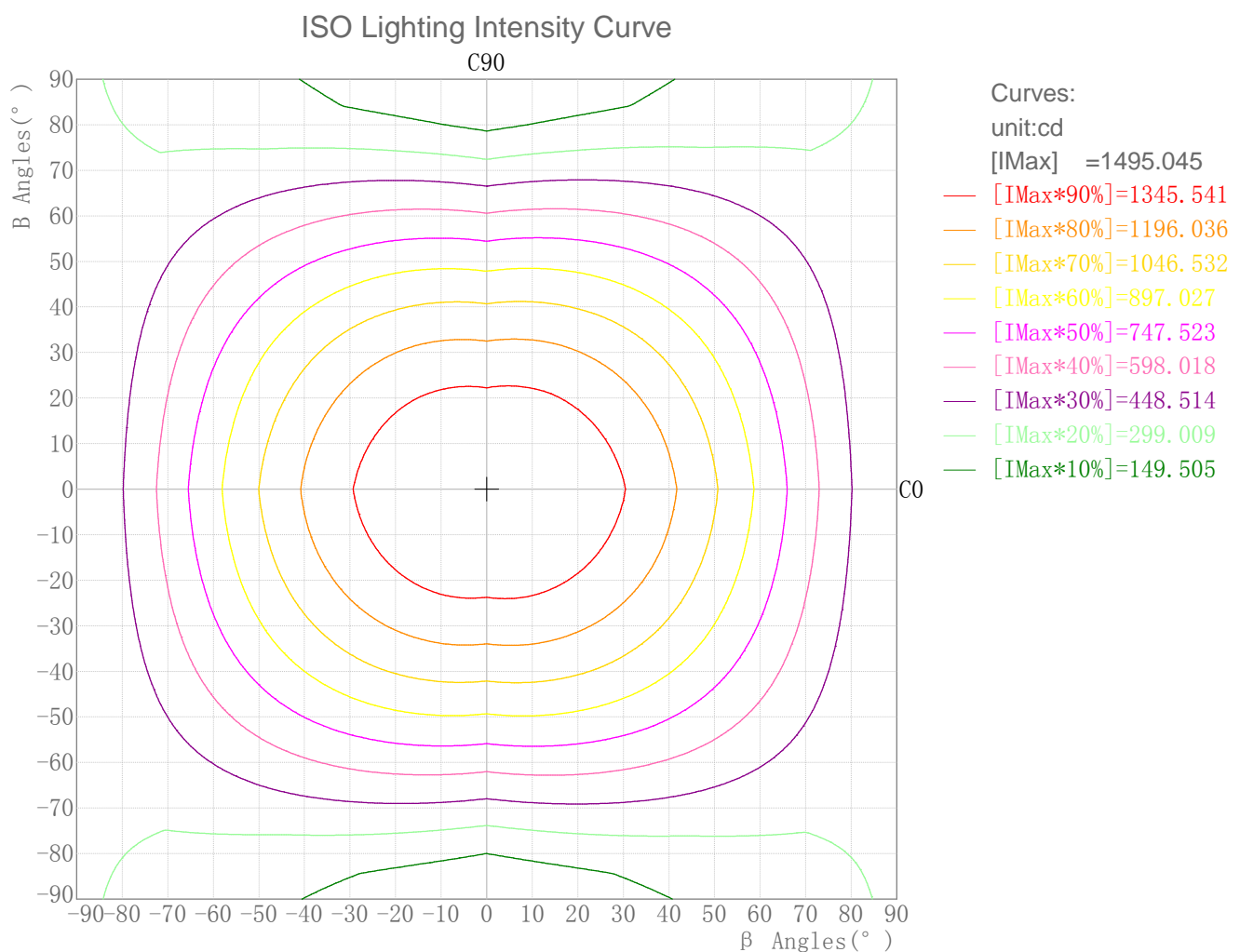
Zone (y)	Zone Flux (lm)	Sums Flux (lm)	Zone%Lamp	Sums%Lamp
0.0-5.0	35.68	35.68	0.64	0.64
5.0-10.0	106.01	141.69	1.91	2.55
10.0-15.0	173.31	315.00	3.12	5.67
15.0-20.0	235.38	550.37	4.24	9.91
20.0-25.0	290.18	840.56	5.22	15.13
25.0-30.0	335.98	1176.54	6.05	21.18
30.0-35.0	371.43	1547.97	6.69	27.86
35.0-40.0	395.55	1943.51	7.12	34.98
40.0-45.0	407.62	2351.14	7.34	42.32
45.0-50.0	407.40	2758.54	7.33	49.65
50.0-55.0	395.03	3153.57	7.11	56.76
55.0-60.0	370.92	3524.49	6.68	63.44
60.0-65.0	335.94	3860.43	6.05	69.49
65.0-70.0	291.46	4151.89	5.25	74.73
70.0-75.0	239.77	4391.66	4.32	79.05
75.0-80.0	184.91	4576.58	3.33	82.38
80.0-85.0	134.42	4711.00	2.42	84.80
85.0-90.0	100.62	4811.62	1.81	86.61
90.0-95.0	86.87	4898.48	1.56	88.17
95.0-100.0	81.80	4980.28	1.47	89.64
100.0-105.0	77.32	5057.60	1.39	91.03
105.0-110.0	72.45	5130.06	1.30	92.34
110.0-115.0	67.17	5197.23	1.21	93.55
115.0-120.0	61.53	5258.76	1.11	94.65
120.0-125.0	55.54	5314.30	1.00	95.65
125.0-130.0	49.25	5363.55	0.89	96.54
130.0-135.0	42.88	5406.43	0.77	97.31
135.0-140.0	36.68	5443.11	0.66	97.97
140.0-145.0	30.75	5473.86	0.55	98.53
145.0-150.0	24.95	5498.81	0.45	98.98
150.0-155.0	19.64	5518.45	0.35	99.33
155.0-160.0	15.00	5533.45	0.27	99.60
160.0-165.0	10.71	5544.16	0.19	99.79
165.0-170.0	6.87	5551.02	0.12	99.92
170.0-175.0	3.66	5554.68	0.07	99.98
175.0-180.0	1.05	5555.73	0.02	100.00

IES Indoor Report

Photometric Filename:KARLIN5FCCT-6K-2020-07-23.IES

Rectangle ISO Lighting Intensity Diagram

Lum. Name: KARLIN5FCCT	Lum. Catalog: LED BATTEN	Test ID:
Lamp Name: 6000K	Lamp Catalog: SMD2835	Test Lab:
Manufacture:	Test Machine:GON-2000	Test Date: 2020/07/23



Maximum Light Intensity(cd): 1495.05
Maximum Cand.@Angle: H=0.0°,V=0.0°

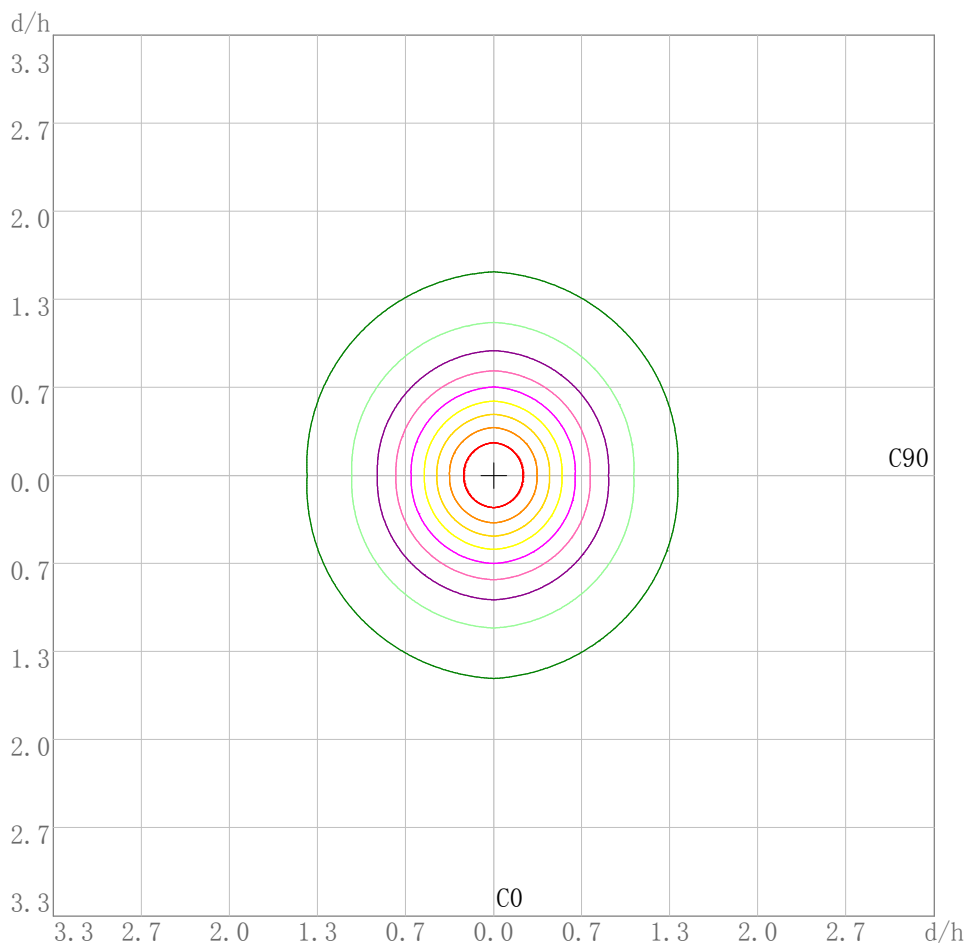
IES Indoor Report

Photometric Filename:KARLIN5FCCT-6K-2020-07-23.IES

Plane ISO-Illuminance Diagram

Lum. Name: KARLIN5FCCT	Lum. Catalog: LED BATTEN	Test ID:
Lamp Name: 6000K	Lamp Catalog: SMD2835	Test Lab:
Manufacture:	Test Machine:GON-2000	Test Date: 2020/07/23

Plane ISO-Illuminance Curve



- Curves:
unit:lx
[EMax] =166.116
- [EMax*90%]=149.505
 - [EMax*80%]=132.893
 - [EMax*70%]=116.281
 - [EMax*60%]=99.670
 - [EMax*50%]=83.058
 - [EMax*40%]=66.446
 - [EMax*30%]=49.835
 - [EMax*20%]=33.223
 - [EMax*10%]=16.612

Working Plane Luminaire Mounting Height(m): 3.00
 Working Plane Maximum Illuminance(lx): 166.12
 Working Plane Maximum Illuminance Position(d/h):H0.0 V0.0

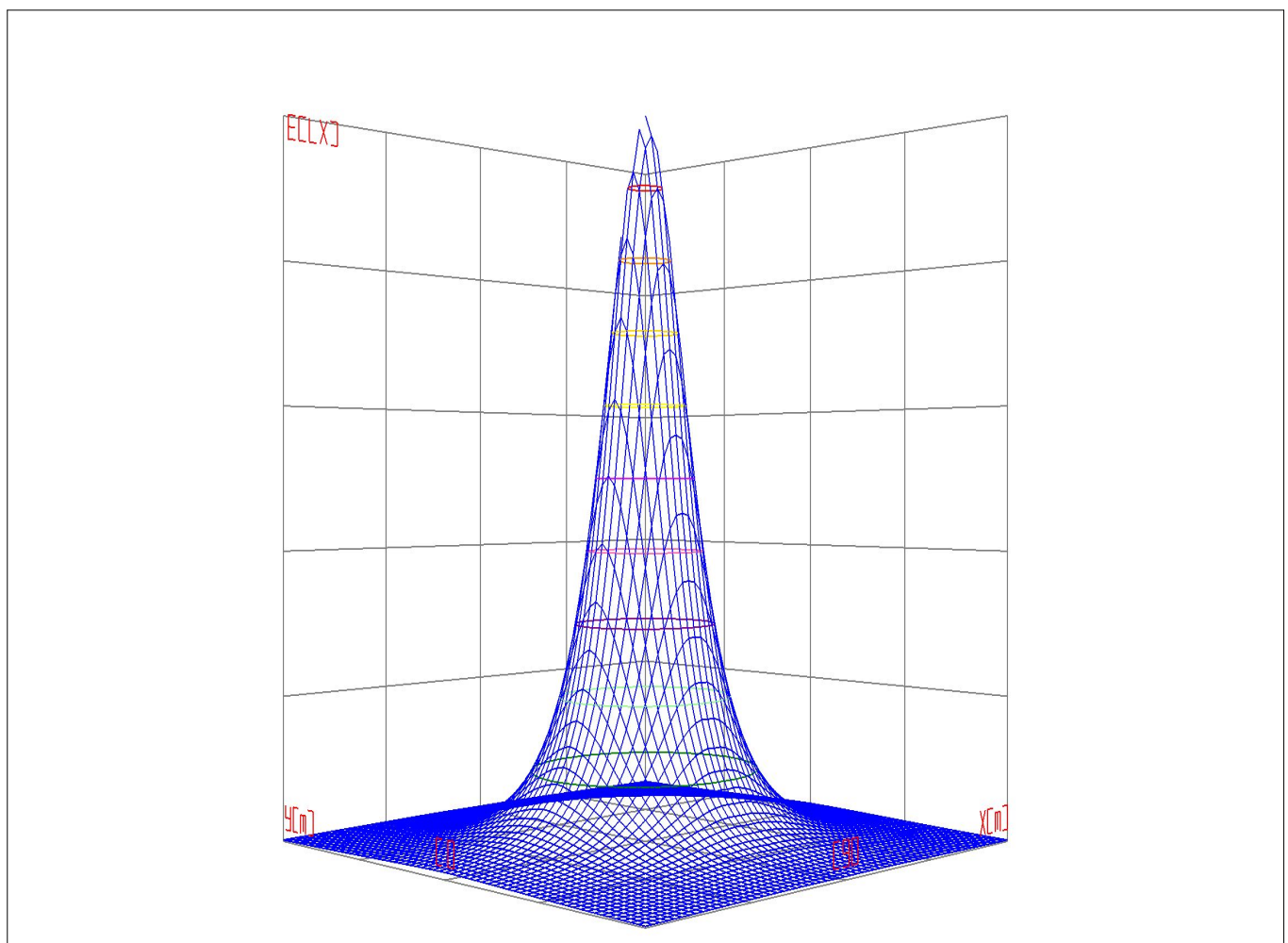
IES Indoor Report

Photometric Filename:KARLIN5FCCT-6K-2020-07-23.IES

3D Plane ISO Illuminance Diagram

Lum. Name: KARLIN5FCCT	Lum. Catalog: LED BATTEN	Test ID:
Lamp Name: 6000K	Lamp Catalog: SMD2835	Test Lab:
Manufacture:	Test Machine:GON-2000	Test Date: 2020/07/23

3D Plane Illuminance Modal



Curves: 3D Model — 90% — 80% — 70% — 60% — 50% — 40% — 30% — 20% — 10% —
View Angles(deg): 0 Height(m): 3.0 Distance(m): 10.0

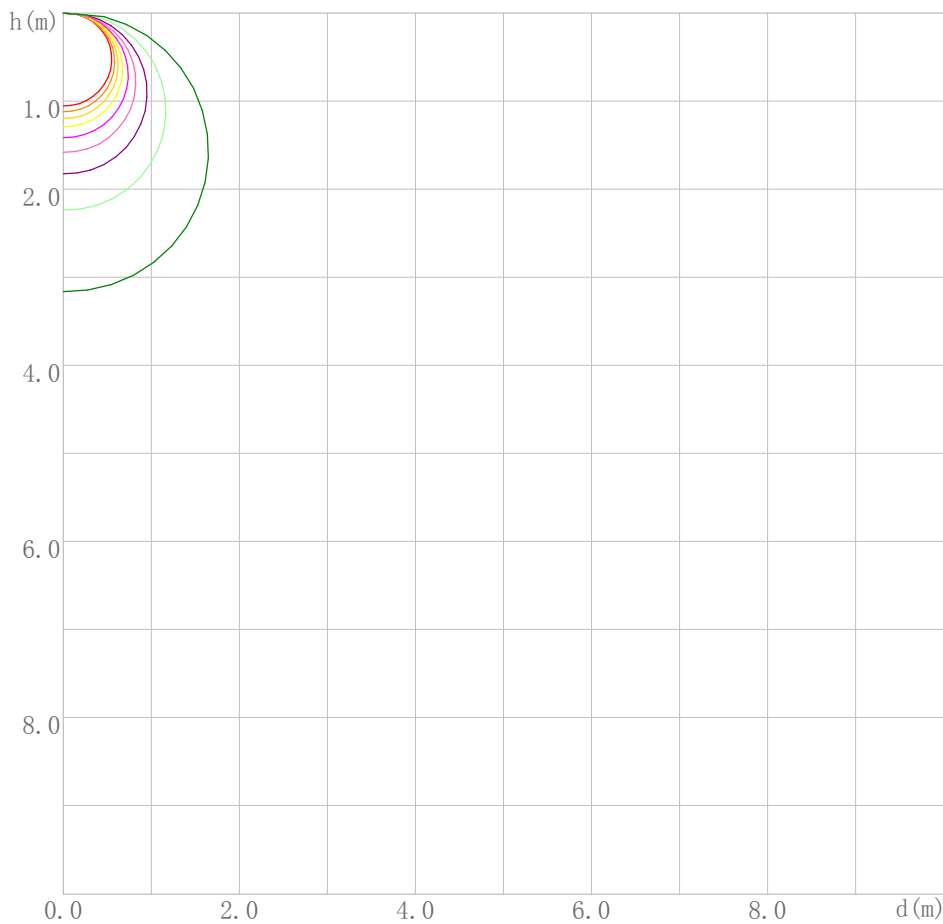
IES Indoor Report

Photometric Filename:KARLIN5FCCT-6K-2020-07-23.IES

Space ISO Illuminance Diagram

Lum. Name: KARLIN5FCCT	Lum. Catalog: LED BATTEN	Test ID:
Lamp Name: 6000K	Lamp Catalog: SMD2835	Test Lab:
Manufacture:	Test Machine:GON-2000	Test Date: 2020/07/23

Space ISO Illuminance Curve



- Curves:
unit:lx
[EMax] =1495.045
- [EMax*90%]=1345.541
 - [EMax*80%]=1196.036
 - [EMax*70%]=1046.532
 - [EMax*60%]=897.027
 - [EMax*50%]=747.523
 - [EMax*40%]=598.018
 - [EMax*30%]=448.514
 - [EMax*20%]=299.009
 - [EMax*10%]=149.505

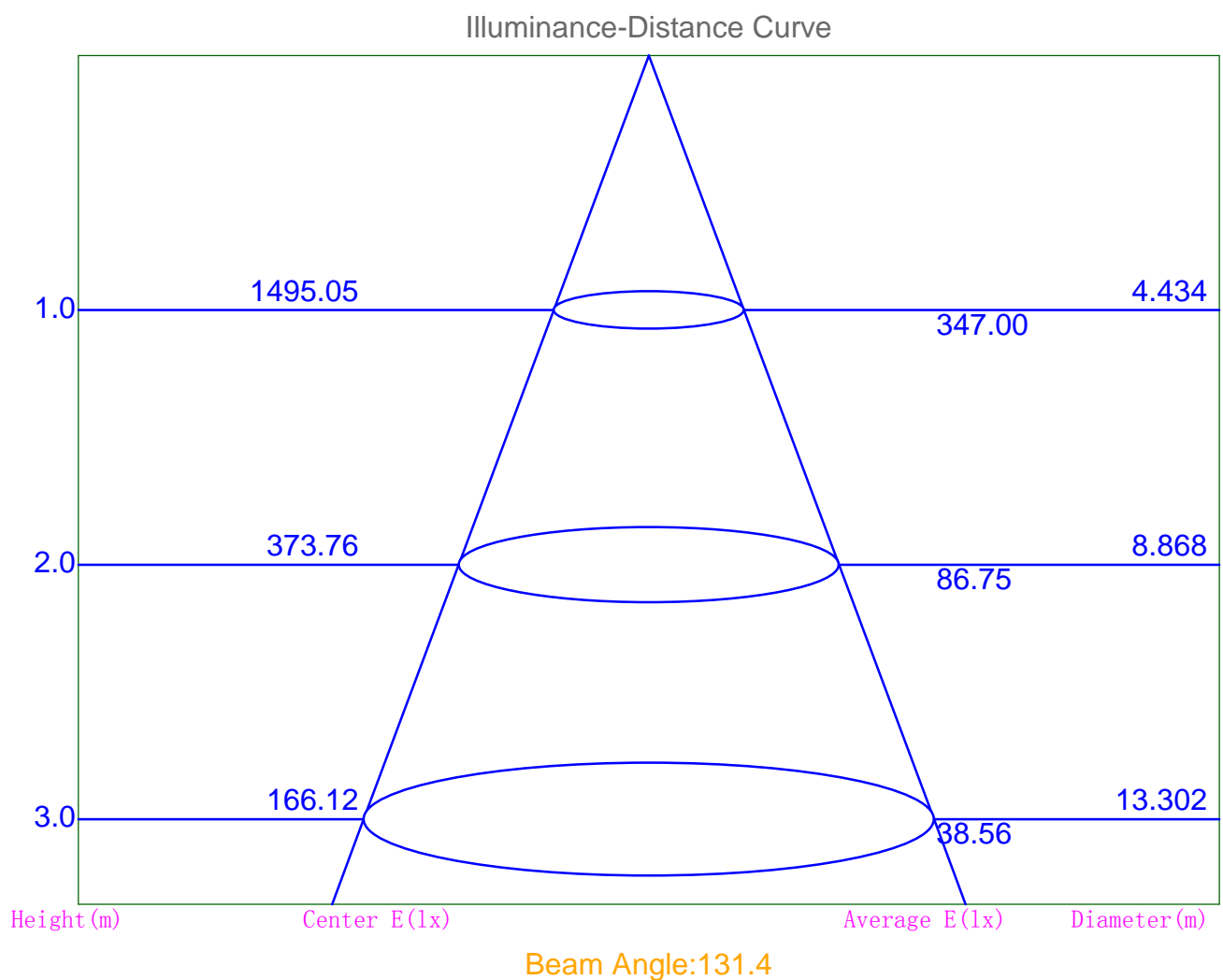
Space Plane Maximum Illuminance and @Angle:1495.05,0.0deg
Plane Maximum Lighting Intensity and @Angle:1495.045cd,0deg

IES Indoor Report

Photometric Filename:KARLIN5FCCT-6K-2020-07-23.IES

Illuminance-Distance Diagram

Lum. Name: KARLIN5FCCT	Lum. Catalog: LED BATTEN	Test ID:
Lamp Name: 6000K	Lamp Catalog: SMD2835	Test Lab:
Manufacture:	Test Machine:GON-2000	Test Date: 2020/07/23



IES Indoor Report

Photometric Filename:KARLIN5FCCT-6K-2020-07-23.IES

Indoor Luminance Limiting Curves

Lum. Name: KARLIN5FCCT	Lum. Catalog: LED BATTEN	Test ID:
Lamp Name: 6000K	Lamp Catalog: SMD2835	Test Lab:
Manufacture:	Test Machine:GON-2000	Test Date: 2020/07/23

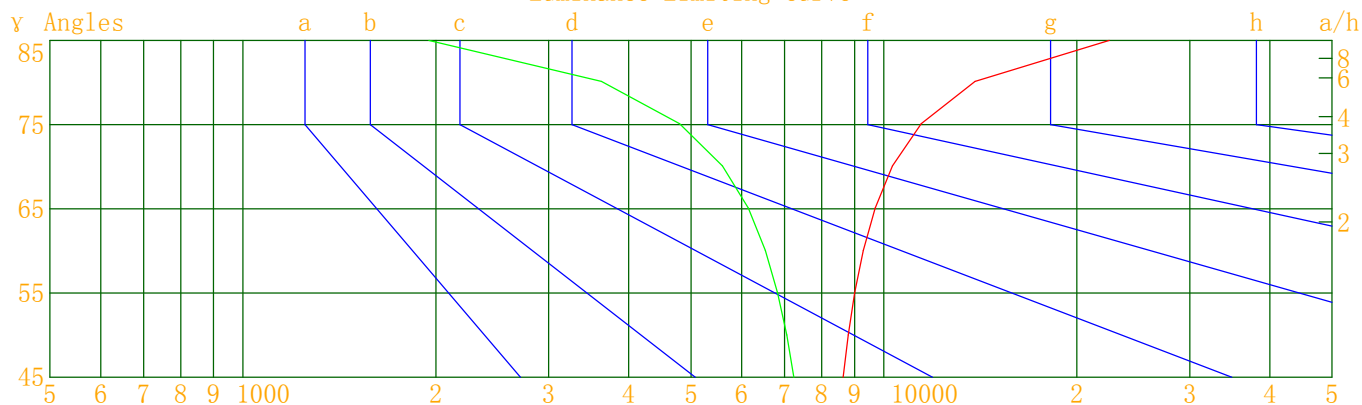
Glare Grade Table

GI	Quality	Using Illuminance							
1.15	A	2000	1000	500	<=300				
1.5	B		2000	1000	500	<=300			
1.85	C			2000	1000	500	<=300		
2.2	D				2000	1000	500	<=300	
2.55	E	a				2000	1000	500	<=300
			b	c	d	e	f	g	h

Luminance Table

Gama (deg)	45	50	55	60	65	70	75	80	85
C0	8637	8796	9003	9284	9692	10317	11434	13871	22448
C90	7234	7053	6827	6535	6143	5597	4802	3624	1950

Luminance Limiting Curve



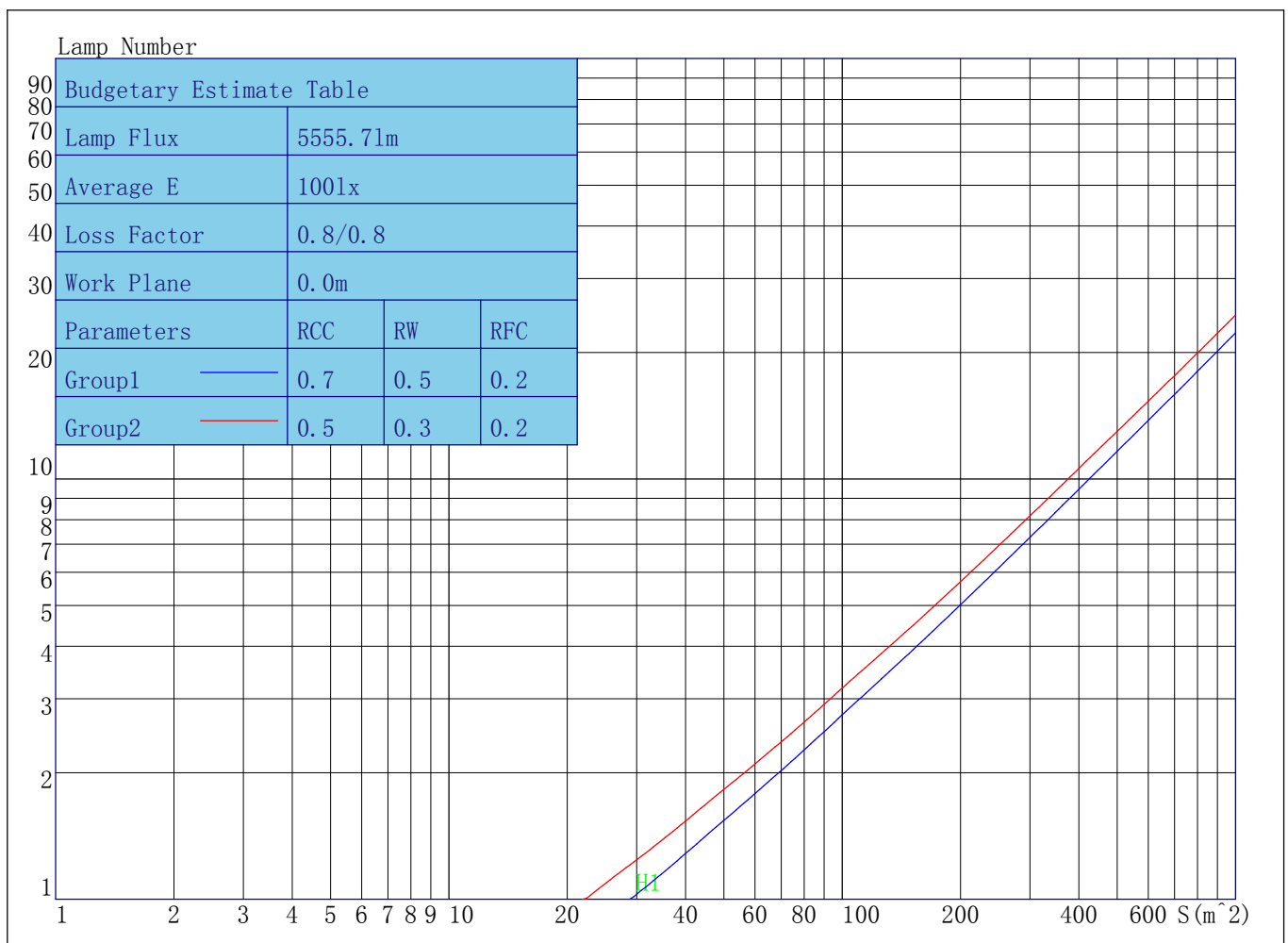
Luminous Size: Length(m)=1.500 Width(m)=0.060 Height(m)=0.065 Area(m^2)=0.187500
 Luminous Type: Without Luminous Side
 Luminous Curves: C0-C180 Color: — C90-C270 Color: —

IES Indoor Report

Photometric Filename:KARLIN5FCCT-6K-2020-07-23.IES

Indoor Budgetary Estimate Table

Lum. Name: KARLIN5FCCT	Lum. Catalog: LED BATTEN	Test ID:
Lamp Name: 6000K	Lamp Catalog: SMD2835	Test Lab:
Manufacture:	Test Machine:GON-2000	Test Date: 2020/07/23



Parameters1: Rhocc = 0.7 Rhow = 0.5 Rhofc = 0.2 LLF = 0.8
 Parameters2: Rhocc = 0.5 Rhow = 0.3 Rhofc = 0.2 LLF = 0.8
 Average Illuminance(lx): 100 Cavity Height: H1(m) = 2

IES Indoor Report

Photometric Filename:KARLIN5FCCT-6K-2020-07-23.IES

Indoor Coefficient of Utilization Table

Lum. Name: KARLIN5FCCT	Lum. Catalog: LED BATTEN	Test ID:
Lamp Name: 6000K	Lamp Catalog: SMD2835	Test Lab:
Manufacture:	Test Machine:GON-2000	Test Date: 2020/07/23

Coefficients of Utilization - Zonal Cavity Method																		
Coef.	Effective Floor Cavity Reflectance RFC=0.20																	
RhoCC (%)	80				70				50			30			10			0
RhoW (%)	70	50	30	10	70	50	30	10	50	30	10	50	30	10	50	30	10	0
RCR	Coefficient of Utilization(%)																	
0	116	116	116	116	112	112	112	112	104	104	104	96	96	96	90	90	90	87
1	104	99	94	90	100	95	91	87	89	85	82	83	80	77	77	75	73	70
2	94	86	78	72	90	83	76	70	77	71	67	71	67	63	67	63	60	57
3	86	75	66	59	82	72	64	58	67	61	55	63	57	53	58	54	50	47
4	78	66	57	50	75	64	55	49	59	52	47	55	50	45	52	47	43	40
5	72	59	49	43	69	57	48	42	53	46	40	50	43	38	46	41	37	34
6	66	53	44	37	63	51	42	36	48	40	35	45	38	34	42	37	32	30
7	61	48	39	32	59	46	38	32	43	36	31	41	34	30	38	33	29	26
8	57	43	35	29	55	42	34	28	40	32	27	37	31	26	35	30	25	23
9	53	40	31	26	51	38	31	25	36	29	25	34	28	24	32	27	23	21
10	50	36	29	23	48	35	28	23	34	27	22	32	26	21	30	25	21	19

IES Indoor Report

Photometric Filename:KARLIN5FCCT-6K-2020-07-23.IES

Unified Glare Rating Table

Lum. Name: KARLIN5FCCT	Lum. Catalog: LED BATTEN	Test ID:
Lamp Name: 6000K	Lamp Catalog: SMD2835	Test Lab:
Manufacture:	Test Machine:GON-2000	Test Date: 2020/07/23

Unified Glare Rating Table

Ceiling RCC	0.70	0.70	0.50	0.50	0.30	0.70	0.70	0.50	0.50	0.30
Wall RW	0.50	0.30	0.50	0.30	0.30	0.50	0.30	0.50	0.30	0.30
Floor RFC	0.20	0.20	0.20	0.20	0.20	0.20	0.20	0.20	0.20	0.20
Room Size	Viewed crosswise					Viewed endwise				
X=2H Y=2H	16.2	19.5	17.5	20.8	22.2	14.5	17.8	15.8	19.1	20.5
Y=3H	22.3	25.5	23.6	26.8	28.2	18.8	22.0	20.1	23.4	24.8
Y=4H	26.0	28.9	27.4	30.3	31.7	21.2	24.0	22.5	25.4	26.8
Y=6H	29.5	32.3	30.8	33.6	35.0	22.5	25.3	23.8	26.6	28.0
Y=8H	31.3	34.1	32.7	35.4	36.9	22.8	25.6	24.2	27.0	28.4
Y=12H	33.4	36.1	34.7	37.5	38.9	23.0	25.8	24.4	27.2	28.6
X=4H Y=2H	17.5	20.3	18.8	21.7	23.1	16.8	19.7	18.2	21.1	22.5
Y=3H	23.7	26.6	25.1	28.0	29.4	21.4	24.3	22.8	25.6	27.1
Y=4H	26.0	27.8	27.7	29.5	31.1	22.4	24.2	24.0	25.8	27.4
Y=6H	30.1	31.7	31.7	33.3	35.0	24.3	25.9	26.0	27.6	29.3
Y=8H	32.3	33.9	34.0	35.5	37.2	25.0	26.6	26.7	28.2	29.9
Y=12H	34.0	35.3	35.8	37.0	38.8	24.5	25.9	26.3	27.6	29.4
X=8H Y=4H	26.3	27.9	28.0	29.6	31.3	23.4	25.0	25.1	26.7	28.3
Y=6H	29.8	31.0	31.7	32.8	34.5	25.1	26.2	26.9	28.0	29.8
Y=8H	31.9	32.8	33.8	34.7	36.5	25.7	26.6	27.6	28.5	30.3
Y=12H	34.9	35.8	36.8	37.6	39.5	26.6	27.5	28.5	29.4	31.2
X=12H Y=4H	25.5	26.8	27.2	28.6	30.3	22.8	24.1	24.6	25.9	27.7
Y=6H	29.4	30.3	31.3	32.2	34.0	25.0	26.0	26.9	27.8	29.6
Y=8H	32.0	32.8	33.9	34.7	36.5	26.3	27.2	28.3	29.1	30.9
Variations with the observer position at spacings										
S=1.0H	2.1/-2.0					2.3/-0.3				
S=1.5H	-2.0/-20.3					-0.3/-16.6				
S=2.0H	-2.0/-20.3					-0.3/-16.6				

IES Indoor Report

Photometric Filename:KARLIN5FCCT-6K-2020-07-23.IES

Candela Tabulation

V/H	C0.0	C90.0	C180.0	C270.0
Y 0.0	1495.05	1495.05	1495.05	1495.05
Y 5.0	1494.00	1484.67	1489.92	1488.53
Y 10.0	1486.78	1461.33	1479.27	1469.28
Y 15.0	1469.52	1423.69	1460.16	1436.34
Y 20.0	1441.32	1373.33	1430.36	1389.43
Y 25.0	1401.39	1311.37	1389.49	1330.44
Y 30.0	1350.95	1237.72	1338.50	1259.83
Y 35.0	1291.28	1153.82	1278.07	1179.02
Y 40.0	1222.73	1060.68	1208.96	1088.57
Y 45.0	1145.10	959.07	1131.58	989.25
Y 50.0	1060.14	850.08	1047.23	882.28
Y 55.0	968.28	734.21	956.62	768.30
Y 60.0	870.40	612.66	859.87	648.46
Y 65.0	767.97	486.80	757.78	523.66
Y 70.0	661.60	358.95	651.20	396.38
Y 75.0	554.88	233.01	544.16	269.10
Y 80.0	451.63	118.00	443.93	149.60
Y 85.0	366.84	31.87	364.06	52.89
Y 90.0	317.24	7.42	318.84	10.76
Y 95.0	295.46	9.76	297.95	11.57
Y 100.0	281.05	12.34	283.89	12.14
Y 105.0	267.45	14.35	270.64	14.03
Y 110.0	253.27	16.22	256.96	15.87
Y 115.0	238.67	18.45	242.94	18.76
Y 120.0	223.77	20.78	228.24	20.84
Y 125.0	208.64	23.00	213.01	22.83
Y 130.0	192.90	24.96	197.13	23.60
Y 135.0	177.17	26.84	181.25	24.95
Y 140.0	161.40	28.80	165.37	26.66
Y 145.0	144.87	31.88	149.05	29.09
Y 150.0	124.84	34.94	131.41	31.69
Y 155.0	108.80	37.74	116.38	34.90
Y 160.0	95.68	39.98	100.68	37.88
Y 165.0	78.26	42.15	84.22	40.87
Y 170.0	63.41	44.51	66.61	43.01
Y 175.0	49.31	46.22	50.37	45.40
Y 180.0	39.90	39.90	39.90	39.90
