

**Indoor Luminaire Photometric Data**

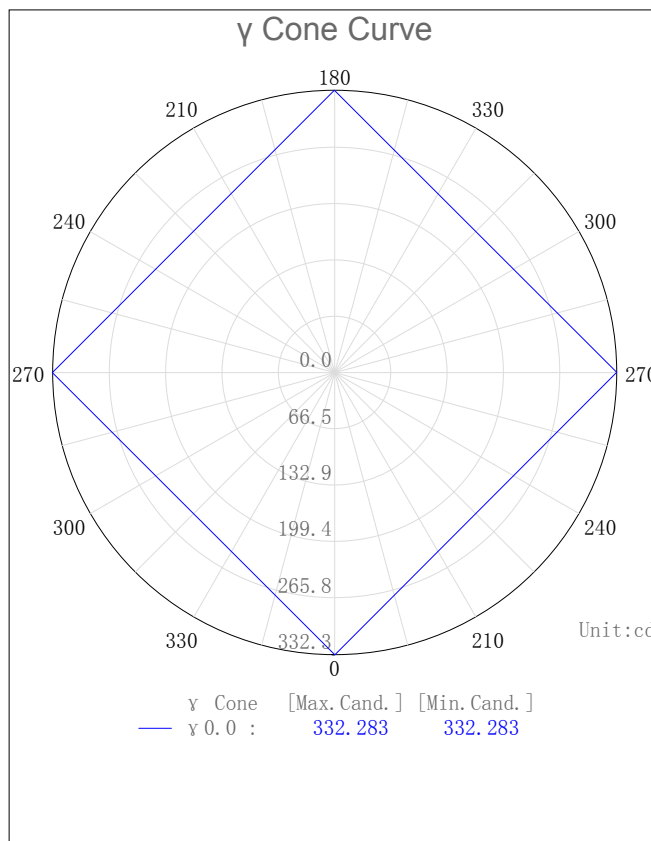
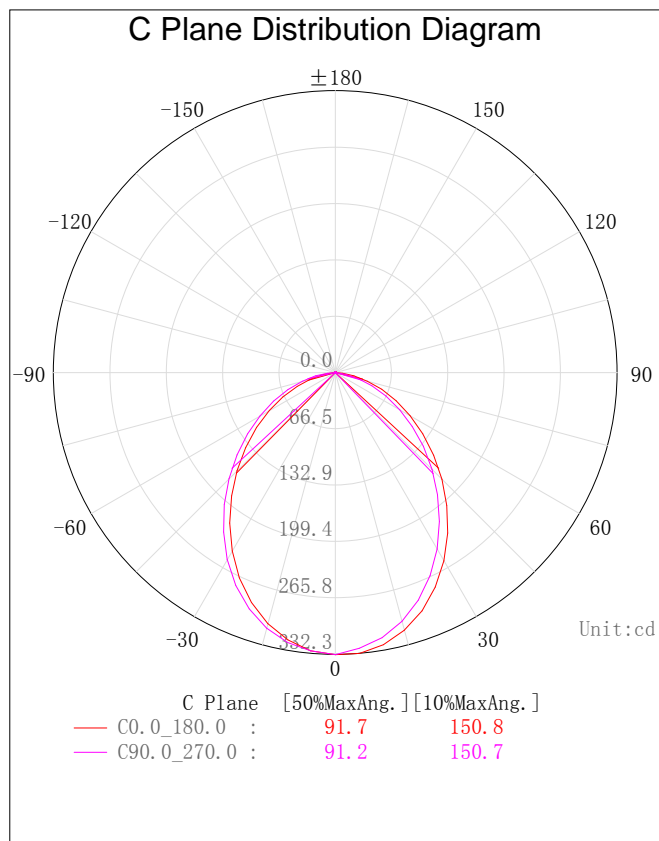
**Description Information**

Lum. Name: ICDLR10WCCT-WH-3K	Lum. Catalog: LED DOWNLIGHT	Test ID:
Lamp Name: 3000K	Lamp Catalog: SMD2835	Test Date: 2019/05/29
Manufacture:	ShldAngle(°):	Test Machine:GON-2000
Test Lab:	Frequency(Hz):	Lamp CCT(K): Ra:
Lum. Size(W*L*H):0.085m*0.085m*0.035m	Lum. Area(m2):0.010	Lum. W(kg): 2.000
Test System: C, γ	Test Step: C=90.0 γ=5.0	Temp.(°C): 25
		Humidity(%):

**Character Parameter**

Lamp Speciality Parameter		Luminaire Speciality Parameter	
Rated Flux(lm): 738.330	Luminaire Flux: 738.332lm	Field Angle(10%Imax): 150.8	
Rated Power(W):	Luminaire Efficiency: 100.00%	Down Lumens&Percent: 738.155lm 99.98%	
Rated Voltage(V):	Luminaire EER(lm/W): 71.544	Up Lumens&Percent: 0.178lm 0.02%	
Tested Power(W): 10.320	Max. Cand. (cd): 332.283	S/MH: C0_a180=1.131 C90_270=1.123	
Lamps' Inside: 1	Max Cand@Ang. (°): C=0.0 γ=0.0	CIE Type: Semi-Direct	
Tested Electric:U=238.7V, I=0.052A, PF=0.000	Beam Angle(50%Imax): 91.7	ErP Φuse(120°): 613.352lm	
Lamp Size(W*L*H):0.085m*0.085m*0.035m	Left=-44.5 Right=47.2	IRF: 127.301%	

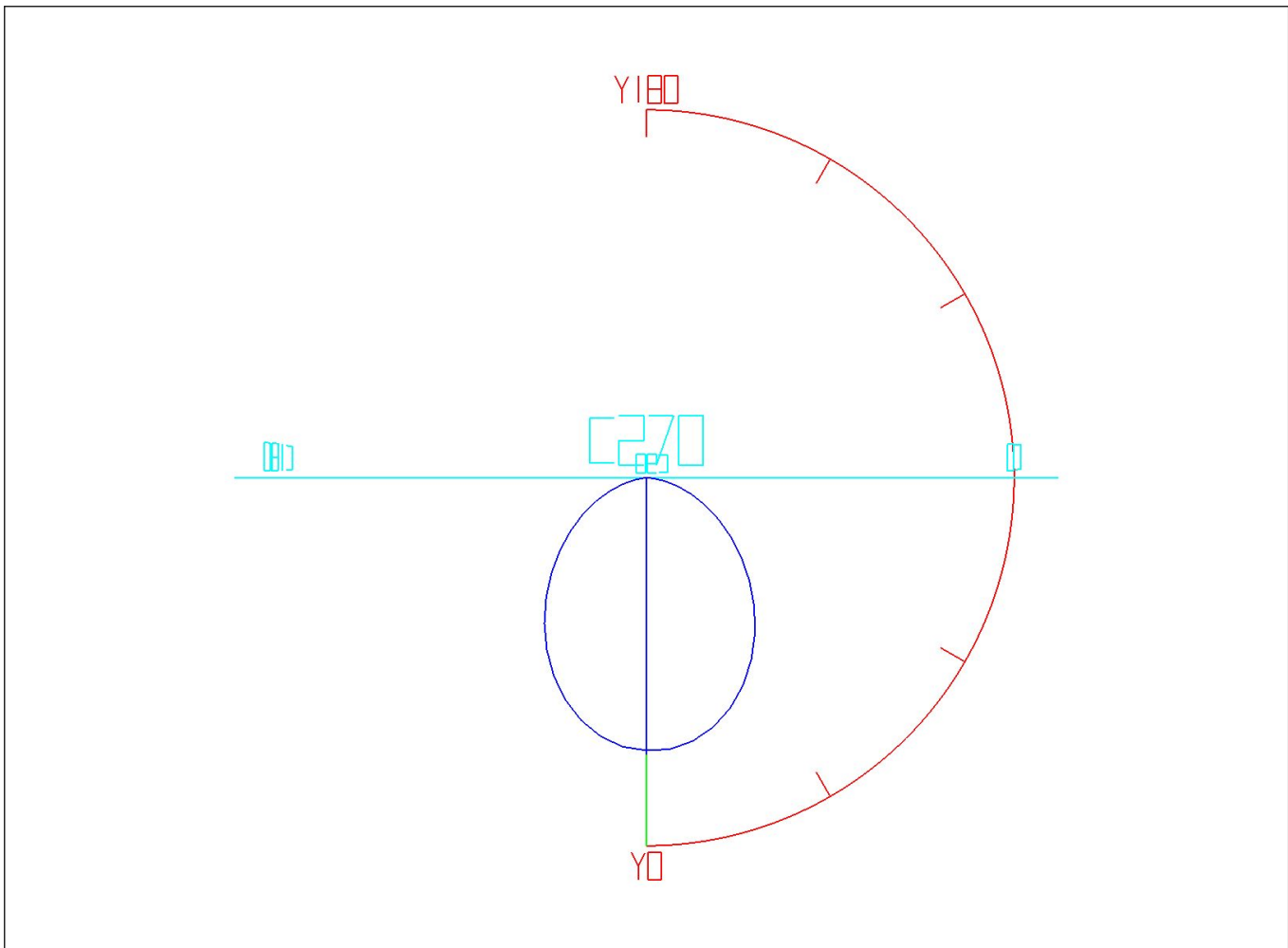
**Lighting Distribution Diagram**



### 3D Light Intensity Distribution Modal

Lum. Name: ICDLR10WCCT-WH-3K	Lum. Catalog: LED DOWNLIGHT	Test ID:
Lamp Name: 3000K	Lamp Catalog: SMD2835	Test Lab:
Manufacture:	Test Machine:GON-2000	Test Date: 2019/05/29

### 3D Light Intensity Distribution Modal



Curves: 3D Model ——— Fixture ——— Vert. HUD ——— Hori. HUD ———  
View Angles: Orient:0 Tilt:0 Roll:0 Spin:0

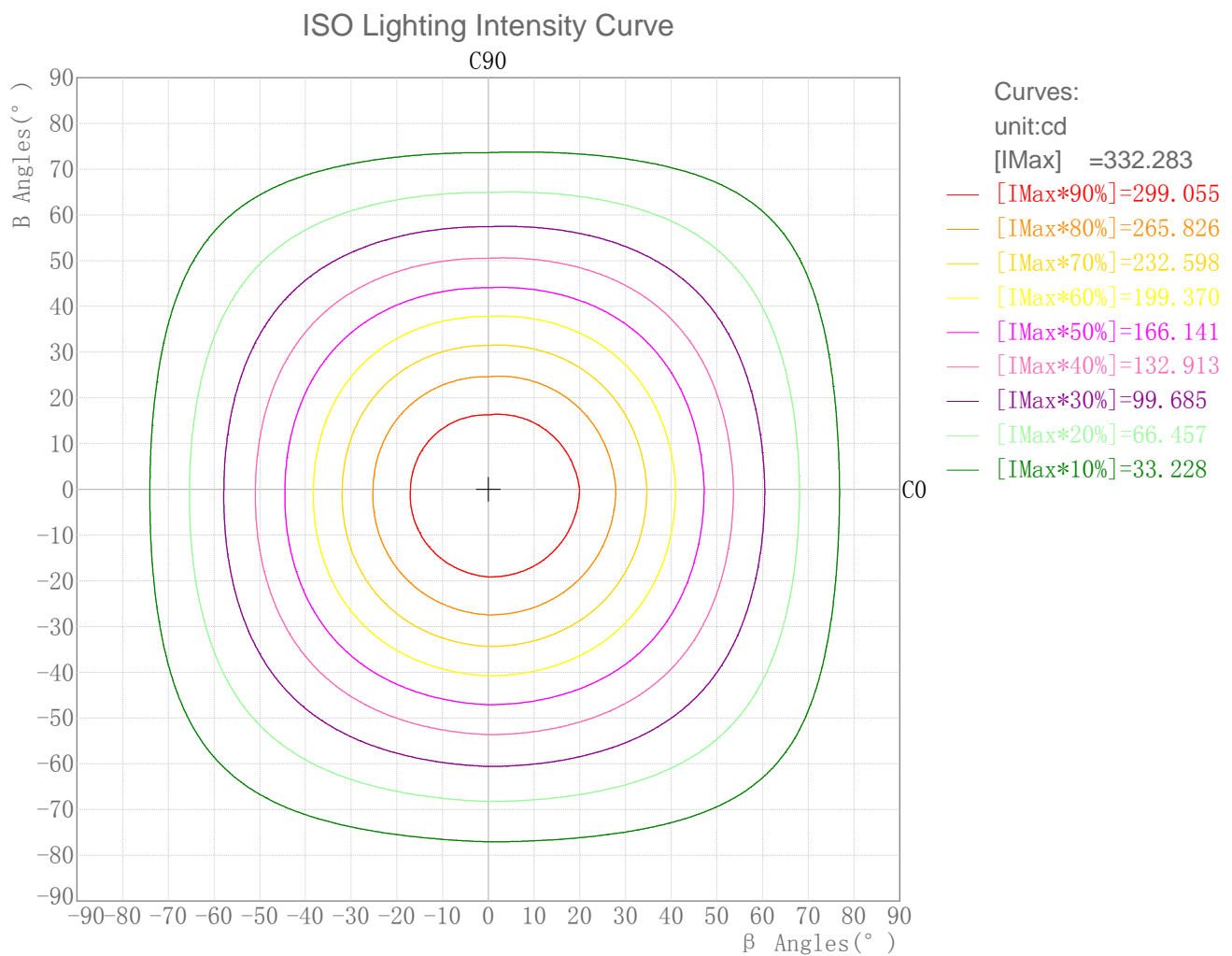
**Zonal Flux Tabulation**

Zone ( y )	Zone Flux (lm)	Sums Flux (lm)	Zone%Lamp	Sums%Lamp
0.0-5.0	7.91	7.91	1.07	1.07
5.0-10.0	23.28	31.19	3.15	4.22
10.0-15.0	37.41	68.60	5.07	9.29
15.0-20.0	49.57	118.17	6.71	16.01
20.0-25.0	59.16	177.33	8.01	24.02
25.0-30.0	65.81	243.14	8.91	32.93
30.0-35.0	69.37	312.51	9.40	42.33
35.0-40.0	69.94	382.46	9.47	51.80
40.0-45.0	67.81	450.27	9.18	60.98
45.0-50.0	63.38	513.65	8.58	69.57
50.0-55.0	57.14	570.80	7.74	77.31
55.0-60.0	49.54	620.34	6.71	84.02
60.0-65.0	41.01	661.35	5.55	89.57
65.0-70.0	31.95	693.29	4.33	93.90
70.0-75.0	22.80	716.09	3.09	96.99
75.0-80.0	14.12	730.21	1.91	98.90
80.0-85.0	6.47	736.67	0.88	99.78
85.0-90.0	1.48	738.15	0.20	99.98
90.0-95.0	0.00	738.15	0.00	99.98
95.0-100.0	0.00	738.15	0.00	99.98
100.0-105.0	0.00	738.15	0.00	99.98
105.0-110.0	0.00	738.15	0.00	99.98
110.0-115.0	0.00	738.15	0.00	99.98
115.0-120.0	0.00	738.15	0.00	99.98
120.0-125.0	0.00	738.15	0.00	99.98
125.0-130.0	0.00	738.15	0.00	99.98
130.0-135.0	0.00	738.15	0.00	99.98
135.0-140.0	0.00	738.15	0.00	99.98
140.0-145.0	0.00	738.15	0.00	99.98
145.0-150.0	0.00	738.15	0.00	99.98
150.0-155.0	0.01	738.16	0.00	99.98
155.0-160.0	0.03	738.19	0.00	99.98
160.0-165.0	0.04	738.23	0.01	99.99
165.0-170.0	0.05	738.28	0.01	99.99
170.0-175.0	0.04	738.32	0.00	100.00
175.0-180.0	0.01	738.33	0.00	100.00

---

**Rectangle ISO Lighting Intensity Diagram**

Lum. Name: ICDLR10WCCT-WH-3K	Lum. Catalog: LED DOWNLIGHT	Test ID:
Lamp Name: 3000K	Lamp Catalog: SMD2835	Test Lab:
Manufacture:	Test Machine:GON-2000	Test Date: 2019/05/29



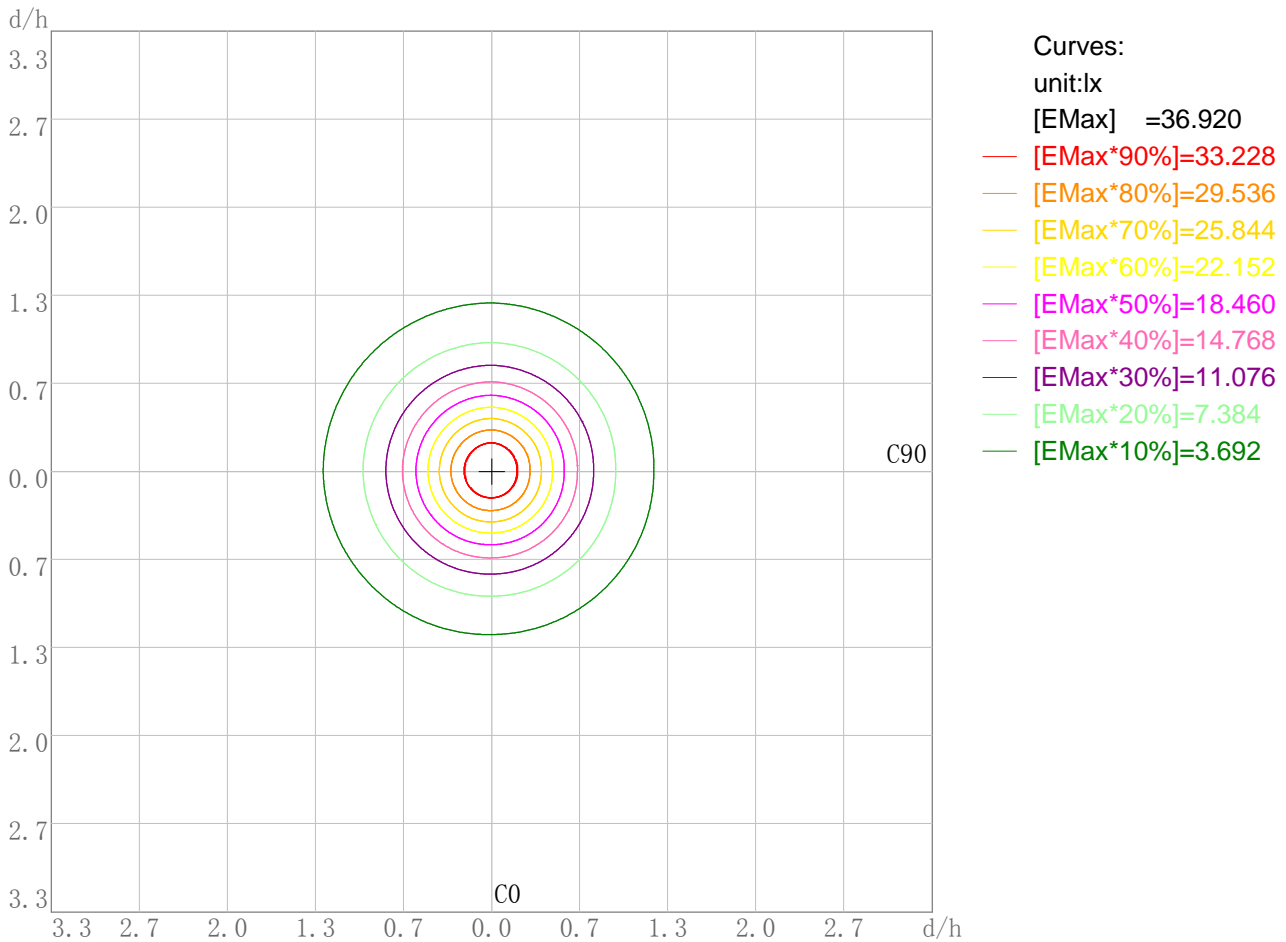
Maximum Light Intensity(cd): 332.28  
Maximum Cand.@Angle: H=0.0°,V=0.0°

---

**Plane ISO-Illuminance Diagram**

Lum. Name: ICDLR10WCCT-WH-3K	Lum. Catalog: LED DOWNLIGHT	Test ID:
Lamp Name: 3000K	Lamp Catalog: SMD2835	Test Lab:
Manufacture:	Test Machine:GON-2000	Test Date: 2019/05/29

**Plane ISO-Illuminance Curve**



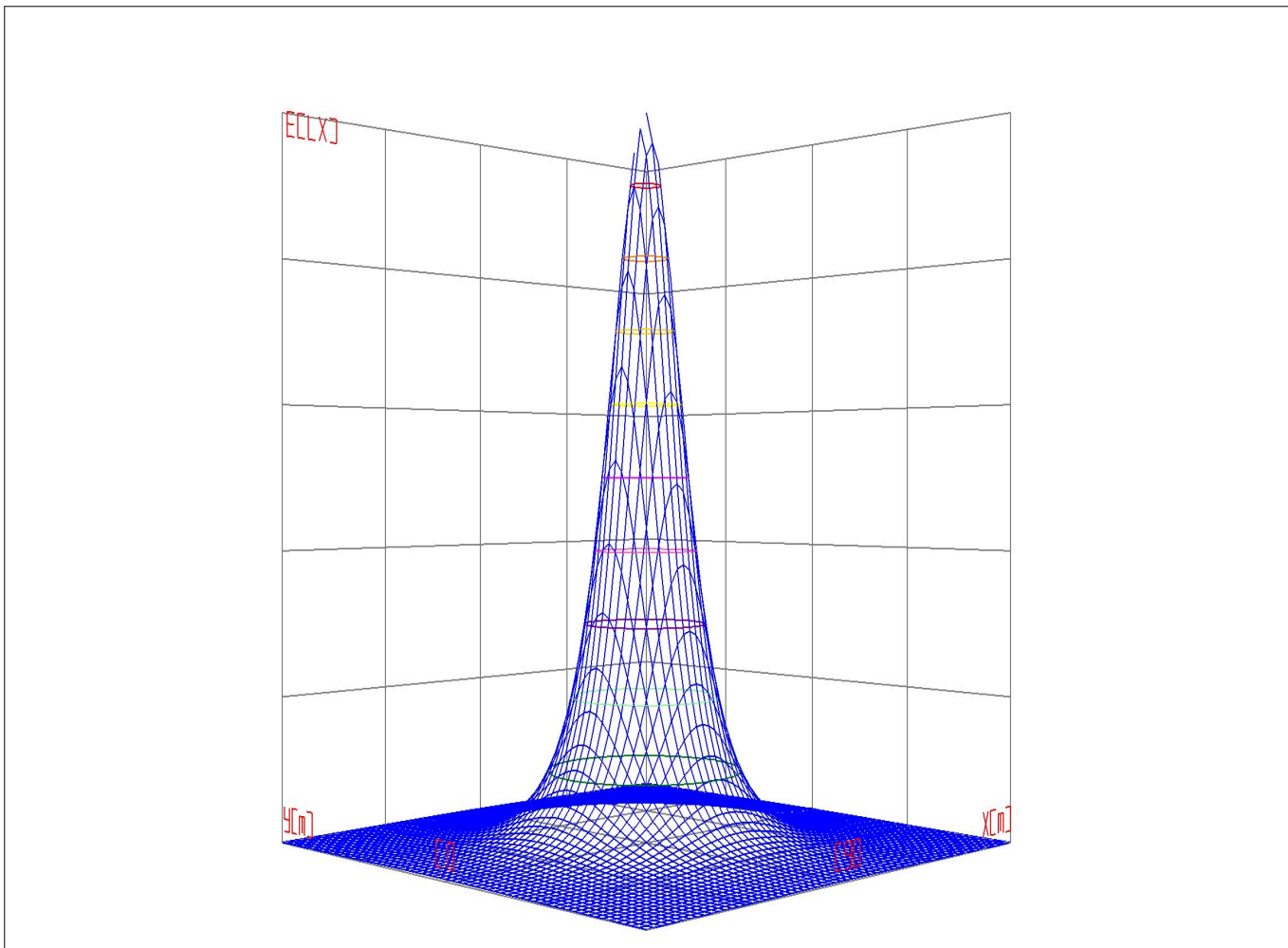
Working Plane Luminaire Mounting Height(m): 3.00  
 Working Plane Maximum Illuminance(lx): 36.92  
 Working Plane Maximum Illuminance Position(d/h):H0.0 V0.0

---

### 3D Plane ISO Illuminance Diagram

Lum. Name: ICDLR10WCCT-WH-3K	Lum. Catalog: LED DOWNLIGHT	Test ID:
Lamp Name: 3000K	Lamp Catalog: SMD2835	Test Lab:
Manufacture:	Test Machine:GON-2000	Test Date: 2019/05/29

### 3D Plane Illuminance Modal



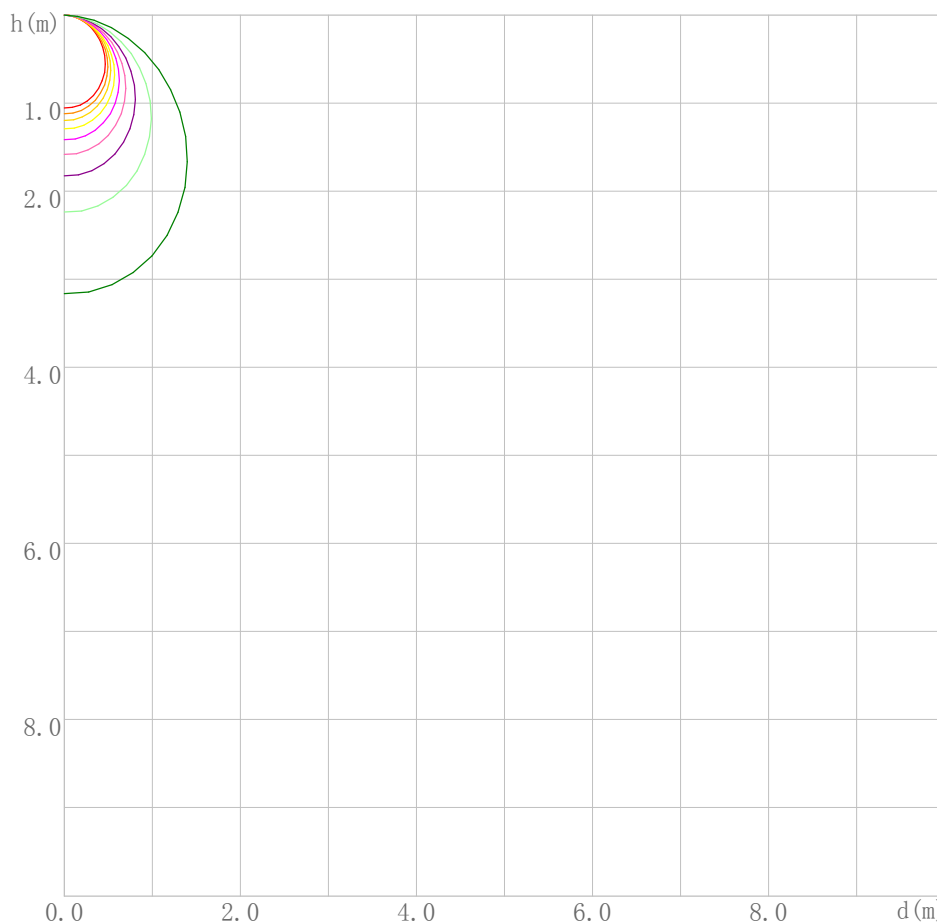
Curves: 3D Model — 90% — 80% — 70% — 60% — 50% — 40% — 30% — 20% — 10% —  
 View Angles(deg): 0    Height(m): 3.0    Distance(m): 10.0

---

**Space ISO Illuminance Diagram**

Lum. Name: ICDLR10WCCT-WH-3K	Lum. Catalog: LED DOWNLIGHT	Test ID:
Lamp Name: 3000K	Lamp Catalog: SMD2835	Test Lab:
Manufacture:	Test Machine:GON-2000	Test Date: 2019/05/29

Space ISO Illuminance Curve



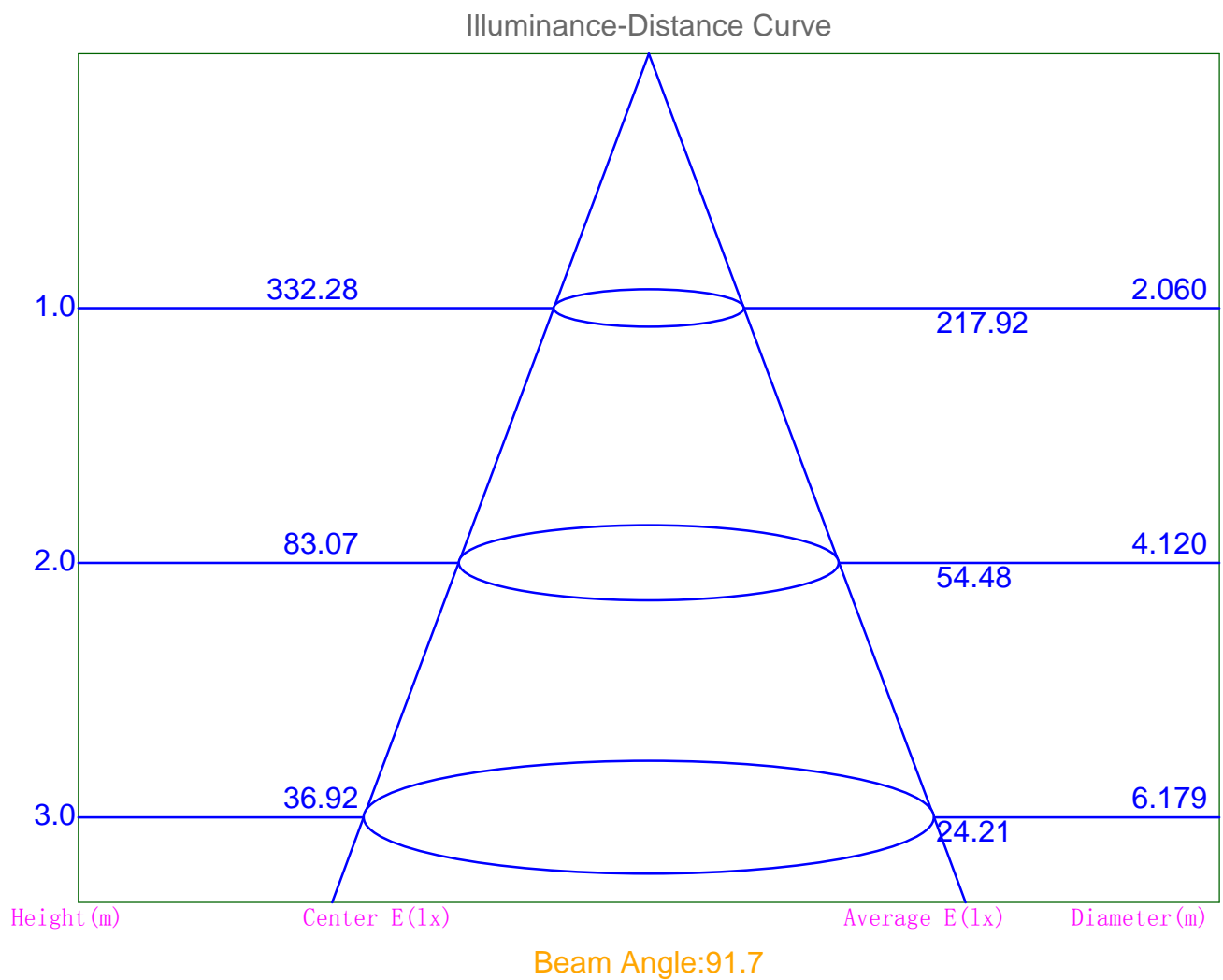
- Curves:  
unit:lx  
[EMax] =332.283
- [EMax\*90%]=299.055
  - [EMax\*80%]=265.826
  - [EMax\*70%]=232.598
  - [EMax\*60%]=199.370
  - [EMax\*50%]=166.141
  - [EMax\*40%]=132.913
  - [EMax\*30%]=99.685
  - [EMax\*20%]=66.457
  - [EMax\*10%]=33.228

Space Plane Maximum Illuminance and @Angle:332.28,0.0deg  
Plane Maximum Lighting Intensity and @Angle:332.283cd,0deg

---

**Illuminance-Distance Diagram**

Lum. Name: ICDLR10WCCT-WH-3K	Lum. Catalog: LED DOWNLIGHT	Test ID:
Lamp Name: 3000K	Lamp Catalog: SMD2835	Test Lab:
Manufacture:	Test Machine:GON-2000	Test Date: 2019/05/29





**Indoor Luminance Limiting Curves**

Lum. Name: ICDLR10WCCT-WH-3K	Lum. Catalog: LED DOWNLIGHT	Test ID:
Lamp Name: 3000K	Lamp Catalog: SMD2835	Test Lab:
Manufacture:	Test Machine:GON-2000	Test Date: 2019/05/29

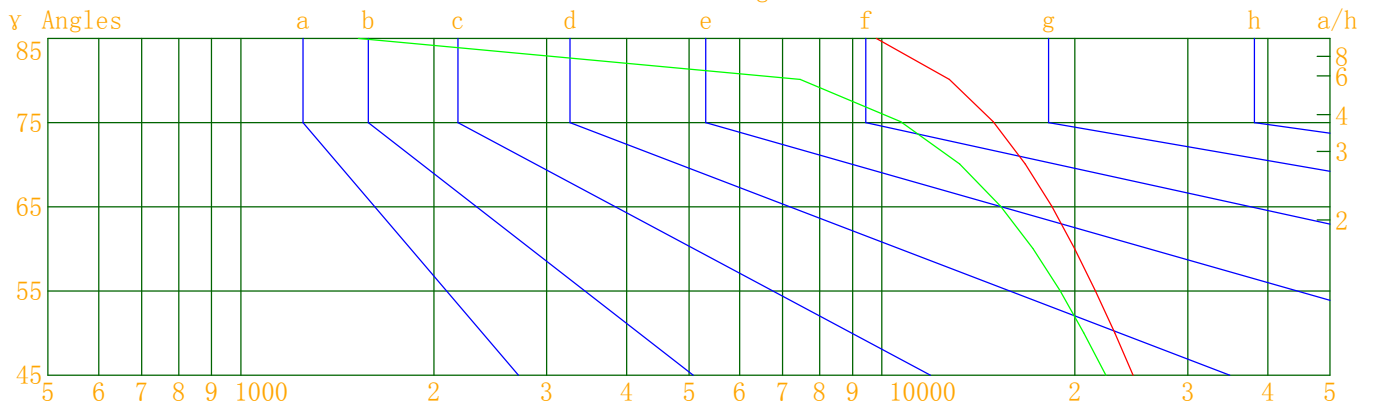
Glare Grade Table

GI	Quality	Using Illuminance							
		a	b	c	d	e	f	g	h
1.15	A	2000	1000	500	<=300				
1.5	B		2000	1000	500	<=300			
1.85	C			2000	1000	500	<=300		
2.2	D				2000	1000	500	<=300	
2.55	E	a				2000	1000	500	<=300
			b	c	d	e	f	g	h

Luminance Table

Gama (deg)	45	50	55	60	65	70	75	80	85
C0	24655	23092	21521	19966	18406	16731	14909	12735	9800
C90	22353	20660	18963	17196	15317	13222	10702	7459	1525

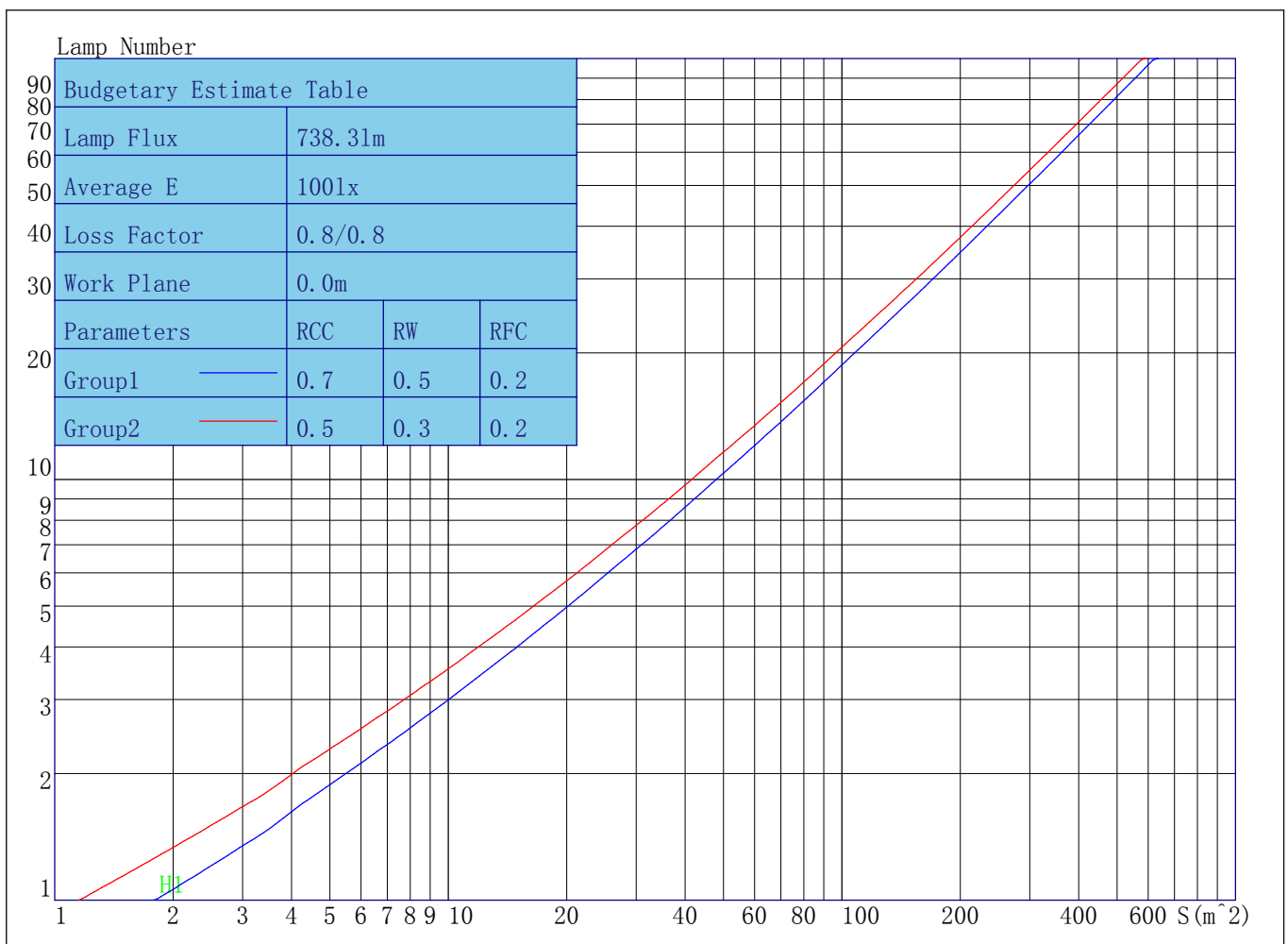
Luminance Limiting Curve



Luminous Size: Length(m)=0.085 Width(m)=0.085 Height(m)=0.035 Area(m<sup>2</sup>)=0.010200  
 Luminous Type: Without Luminous Side  
 Luminous Curves: C0-C180 Color: — C90-C270 Color: —

**Indoor Budgetary Estimate Table**

Lum. Name: ICDLR10WCCT-WH-3K	Lum. Catalog: LED DOWNLIGHT	Test ID:
Lamp Name: 3000K	Lamp Catalog: SMD2835	Test Lab:
Manufacture:	Test Machine:GON-2000	Test Date: 2019/05/29



Parameters1: Rhocc = 0.7 Rhow = 0.5 Rhofc = 0.2 LLF = 0.8  
 Parameters2: Rhocc = 0.5 Rhow = 0.3 Rhofc = 0.2 LLF = 0.8  
 Average Illuminance(lx): 100 Cavity Height: H1(m) = 2

**Indoor Coefficient of Utilization Table**

Lum. Name: ICDLR10WCCT-WH-3K	Lum. Catalog: LED DOWNLIGHT	Test ID:
Lamp Name: 3000K	Lamp Catalog: SMD2835	Test Lab:
Manufacture:	Test Machine:GON-2000	Test Date: 2019/05/29

Coefficients of Utilization - Zonal Cavity Method																		
Coef.	Effective Floor Cavity Reflectance RFC=0.20																	
RhoCC (%)	80				70				50			30			10			0
RhoW (%)	70	50	30	10	70	50	30	10	50	30	10	50	30	10	50	30	10	0
RCR	Coefficient of Utilization(%)																	
0	119	119	119	119	116	116	116	116	111	111	111	106	106	106	102	102	102	100
1	110	105	102	98	107	103	100	96	99	96	93	95	93	91	92	90	88	86
2	101	93	87	81	98	91	85	80	88	83	79	84	80	77	81	78	75	73
3	92	82	75	69	90	81	74	68	78	72	67	75	70	66	73	68	65	63
4	85	74	65	59	83	72	65	59	70	63	58	68	62	57	66	61	56	54
5	78	66	58	52	76	65	57	51	63	56	51	61	55	50	59	54	50	48
6	73	60	52	45	71	59	51	45	57	50	45	56	49	44	54	49	44	42
7	68	55	46	41	66	54	46	40	52	45	40	51	45	40	50	44	40	38
8	63	50	42	36	62	50	42	36	48	41	36	47	41	36	46	40	36	34
9	59	46	38	33	58	46	38	33	45	38	33	43	37	33	42	37	32	31
10	56	43	35	30	54	42	35	30	41	35	30	40	34	30	40	34	30	28

---

**Unified Glare Rating Table**

Lum. Name: ICDLR10WCCT-WH-3K	Lum. Catalog: LED DOWNLIGHT	Test ID:
Lamp Name: 3000K	Lamp Catalog: SMD2835	Test Lab:
Manufacture:	Test Machine:GON-2000	Test Date: 2019/05/29

**Unified Glare Rating Table**

Ceiling RCC	0.70	0.70	0.50	0.50	0.30	0.70	0.70	0.50	0.50	0.30	
Wall RW	0.50	0.30	0.50	0.30	0.30	0.50	0.30	0.50	0.30	0.30	
Floor RFC	0.20	0.20	0.20	0.20	0.20	0.20	0.20	0.20	0.20	0.20	
Room Size	Vewed crosswise					Vewed endwise					
X=2H	Y=2H	41.7	45.1	42.4	45.7	46.3	40.9	44.3	41.6	45.0	45.5
	Y=3H	45.4	48.8	46.1	49.4	50.0	44.1	47.5	44.8	48.1	48.7
	Y=4H	47.7	50.7	48.5	51.3	51.9	46.1	49.0	46.9	49.7	50.2
	Y=6H	49.0	51.9	49.8	52.5	53.1	46.9	49.8	47.7	50.4	51.0
	Y=8H	49.4	52.3	50.2	52.9	53.4	47.1	49.9	47.8	50.5	51.1
	Y=12H	49.7	52.5	50.4	53.1	53.7	47.1	49.9	47.8	50.5	51.1
X=4H	Y=2H	42.8	45.7	43.5	46.3	46.9	42.3	45.2	43.0	45.8	46.4
	Y=3H	46.7	49.6	47.5	50.3	50.8	45.7	48.7	46.5	49.3	49.9
	Y=4H	47.6	49.3	48.6	50.1	50.9	46.3	47.9	47.2	48.8	49.6
	Y=6H	49.3	50.8	50.3	51.6	52.4	47.5	49.0	48.4	49.8	50.6
	Y=8H	49.9	51.3	50.9	52.2	52.9	47.8	49.2	48.7	50.0	50.8
	Y=12H	49.4	50.6	50.5	51.5	52.4	47.0	48.1	48.0	49.1	49.9
X=8H	Y=4H	47.9	49.3	48.8	50.1	50.9	46.7	48.1	47.6	48.9	49.7
	Y=6H	48.8	49.8	49.9	50.8	51.6	47.2	48.1	48.2	49.1	49.9
	Y=8H	49.1	49.8	50.2	50.8	51.8	47.1	47.8	48.2	48.8	49.8
	Y=12H	49.6	50.2	50.7	51.3	52.2	47.2	47.9	48.3	48.9	49.9
X=12H	Y=4H	46.9	48.1	48.0	49.1	49.9	45.8	46.9	46.8	47.9	48.7
	Y=6H	48.3	49.1	49.5	50.2	51.1	46.7	47.5	47.8	48.5	49.4
	Y=8H	49.1	49.8	50.2	50.8	51.7	47.1	47.8	48.2	48.8	49.8
Variations with	the objver position at spacings										
S=1.0H	2.9/-1.4					3.0/-0.6					
S=1.5H	-1.4/-20.5					-0.6/-19.1					
S=2.0H	-1.4/-20.5					-0.6/-19.1					

**IES Indoor Report**  
**Photometric Filename:ICDLR10WCCT-3K.IES**

---

**Candela Tabulation**

V/H	C0.0	C90.0	C180.0	C270.0
Y 0.0	332.28	332.28	332.28	332.28
Y 5.0	332.13	326.28	329.23	329.19
Y 10.0	325.88	317.23	320.17	322.97
Y 15.0	314.71	303.56	306.38	311.92
Y 20.0	298.92	285.67	288.36	296.40
Y 25.0	279.08	264.18	266.85	276.91
Y 30.0	256.09	240.05	242.68	254.26
Y 35.0	230.98	214.23	216.69	229.37
Y 40.0	204.62	187.66	189.99	203.34
Y 45.0	177.82	161.22	163.35	176.94
Y 50.0	151.40	135.46	137.50	151.03
Y 55.0	125.91	110.94	112.90	126.10
Y 60.0	101.83	87.70	89.67	102.29
Y 65.0	79.34	66.03	67.89	79.99
Y 70.0	58.37	46.13	47.74	59.18
Y 75.0	39.36	28.25	29.70	40.17
Y 80.0	22.56	13.21	14.36	23.42
Y 85.0	8.71	1.36	2.50	9.07
Y 90.0	0.00	0.00	0.00	0.00
Y 95.0	0.00	0.00	0.00	0.00
Y 100.0	0.00	0.00	0.00	0.00
Y 105.0	0.00	0.00	0.00	0.00
Y 110.0	0.00	0.00	0.00	0.00
Y 115.0	0.00	0.00	0.00	0.00
Y 120.0	0.00	0.00	0.00	0.00
Y 125.0	0.00	0.00	0.00	0.00
Y 130.0	0.00	0.00	0.00	0.00
Y 135.0	0.00	0.00	0.00	0.00
Y 140.0	0.00	0.00	0.00	0.00
Y 145.0	0.00	0.00	0.00	0.00
Y 150.0	0.00	0.00	0.00	0.00
Y 155.0	0.20	0.00	0.02	0.08
Y 160.0	0.28	0.01	0.21	0.16
Y 165.0	0.49	0.14	0.42	0.41
Y 170.0	0.52	0.34	0.50	0.45
Y 175.0	0.61	0.44	0.60	0.57
Y 180.0	0.63	0.63	0.63	0.63

---