

# Eden Plus - Spotlight on Spike

Model: LSP1606

## Installation Instructions

All installations must be carried out by a qualified electrician following local regulations. Make sure that the power is switched off before installation. Please read and follow the 'Installation instructions' and 'Safety instructions' sections carefully before commencing installation.

Installation of this model can change from time to time please read instructions every time before installation. For detailed specification, please go to our website [eurotechlighting.co.nz](http://eurotechlighting.co.nz)

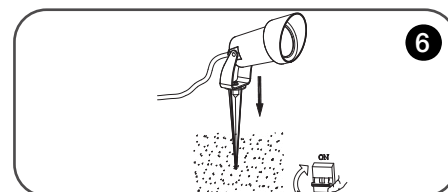
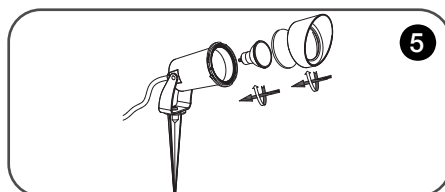
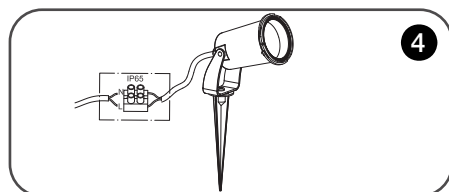
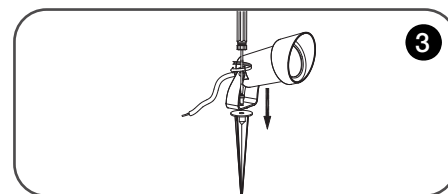
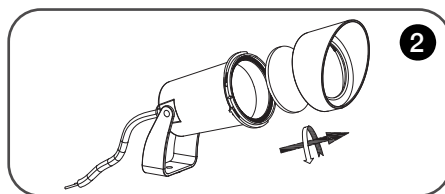
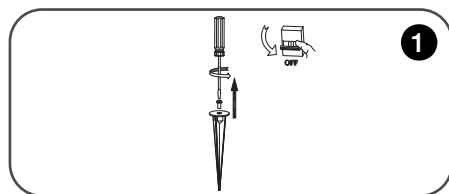
Code:	Colour:	Dimensions (mm):	IP Rating:	Lamps:	Material:	Voltage:
LSP1606	Black	86Ø x 155L	IP54	MR16 7W max	PC body & glass diffuser	12V

### Product Information



### Installation Instructions

1. Make sure power is turned off.
2. Attach the spotlight to the spike.
3. Connect the wires leading from the LED luminaire into your independent driver, ensuring the relevant colour wires match each other. Remember to use an IP rated connector.  
Blue = Negative  
Brown = Positive
4. Open the front of the spotlight by turning it.
5. Take the front cover off the product and put the lamp into the fitting. Refit cover ensuring a tight seal is made.
6. Put spike into gravel making sure that spotlight is not covered by dirt. Ensure installation is correct before switching on the fitting to test.



### Safety Instructions

Read these instructions carefully before commencing installation.

1. This LED luminaire must be installed by a licensed electrician ONLY following all local regulations.
2. Ensure that the cables will not be squeezed or damaged by sharp edges.
3. Clean the light with a soft cloth and a standard PH-neutral detergent.
4. Misuse of/or changes to the appliance shall void all warranties.
5. Do not install on a surface that is not suitable or deformed.
6. Do not install on or above a surface with a high temperature.
7. There should not be any materials that are corrosive, explosive.



For detailed specification, please go to our website [eurotechlighting.co.nz](http://eurotechlighting.co.nz)