

Bullet - SPK - Spotlight on Spike

Model: BSP05

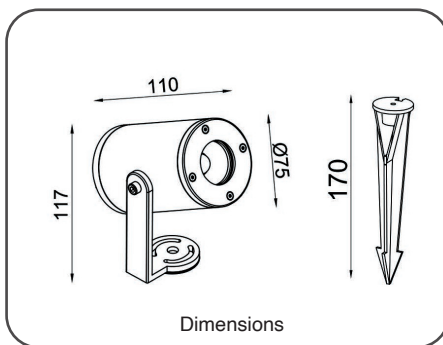

Installation Instructions

All installations must be carried out by a qualified electrician following local regulations. Make sure that the power is switched off before installation. Please read and follow the 'Installation instructions' and 'Safety instructions' sections carefully before commencing installation.

Installation of this model can change from time to time please read instructions every time before installation. For detailed specification, please go to our website eurotechlighting.co.nz

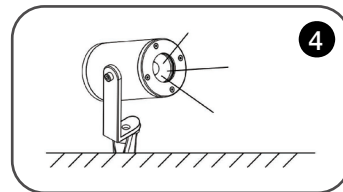
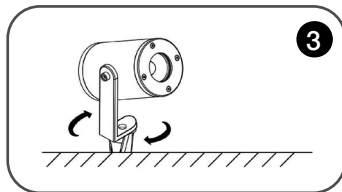
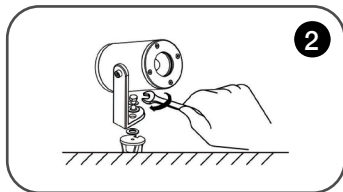
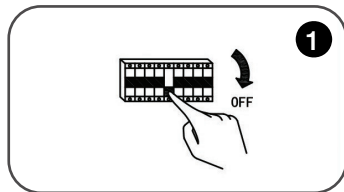
Code:	Beam angle:	IP Rating:	Kelvins:	Lumens:	Material:	Voltage:	Wattage:
BSP05	23°	IP65	3500K	1020lm	Powder coated Anodised aluminium with marine grade paint	24V DC (Parallel) Driver Required	10W

Product Information



Installation Instructions

1. Make sure power is turned off.
2. Connect the head of the fitting to the spike. Put spike into the ground.
3. Connect cables to your remote driver, with an IP rated connector paying attention to live + neutral markings.
Blue = Negative
Brown = Positive
4. Ensure installation is correct before switching on the fitting to test.



Safety Instructions

Read these instructions carefully before commencing installation.

1. The light source contained in this luminaire shall only be replaced by the manufacturer or this service agent or a similar qualified person.
2. This LED luminaire must be installed by a licensed electrician ONLY following all local regulations.
3. Ensure that the cables will not be squeezed or damaged by sharp edges.
4. Clean the light with a soft cloth and a standard PH-neutral detergent.
5. Misuse of/or changes to the appliance shall void all warranties.
6. Do not install on a surface that is not suitable or deformed.
7. Do not install on or above a surface with a high temperature.
8. There should not be any materials that are corrosive, explosive.



For detailed specification, please go to our website eurotechlighting.co.nz