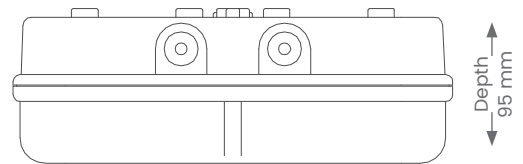
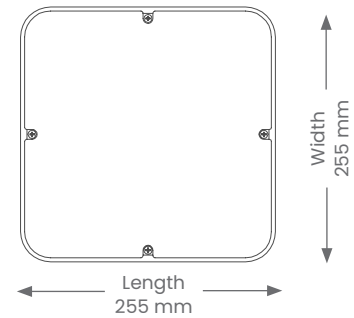


Bulkhead

BURLY K05 – CCT SELECTABLE CONDUIT ENTRY


Product Codes: SBSCCT



Product Features

- Suitable for residential or commercial in exterior installations
- Suitable for coastal conditions
- Double insulated
- Lifespan – 54,000 hours (L70)
- 5 Conduit entry points

Materials & Finish

- **Material**
 - UV resistant PC
- **LED Type**
 - Integrated SMD LED
- **Shape**
 - Square
- **Colour**
 -  White

Specifications

- Non-dimmable
- IK Rating – IK08
- Knockout Points – 5
- **Power**
 - Voltage – 230V
 - Driver – Integral
 - Wattage – 13W
 - Power – >0.5
 - Operating temperature: -10°C to +40°C
- **Light Output**
 - Lumens – 1500lm | 1550lm | 1550lm
 - Colour Temperature – 3000K | 4000K | 5700K
 - CRI – >80
- **Lamp**
 - Tech – Integrated LED

Installation

- **Mounting** – Surface