
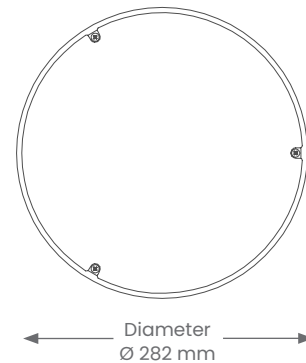


Bulkhead

BURLY K04 – EMERGENCY CONDUIT ENTRY


Product Codes: SBRE



Product Features

- Suitable for residential or commercial in exterior installations
- Suitable for coastal conditions
- Double insulated
- Lifespan – 54,000 hours (L70)
- 4 Conduit entry points

Materials & Finish

- **Material**
 - UV resistant PC
- **LED Type**
 - Integrated SMD LED
- **Shape**
 - Round
- **Colour**
 -  White

Specifications

- Non-dimmable
- IK Rating – IK08
- Knockout Points – 4
- **Power**
 - Voltage – 230V
 - Driver – Integral
 - Wattage – 15W
 - Power – >0.5
 - Operating temperature: -10°C to +40°C
- **Light Output**
 - Lumens – 1500lm | 1550lm | 1550lm
 - Colour Temperature – 3000K | 4000K | 5700K
 - Emergency Lumens – 220lm
 - CRI – >80
- **Lamp**
 - Tech – Integrated LED

Emergency Specification

- Compliance: AS/ NZ 2293.3.2018
- Battery Type: LiFePO4 6.4V 1.5Ah
- Battery Wattage: 2W
- Battery Warranty: 2 Years*
- Emergency Lumens – 220lm
- Emergency Run Time: 3 Hours
- Recharge Time: 24 Hours