

Hot Dog Roller Grills

Instruction Manual

Model No. 8023, 8023PE, 8024, 8025

Model No. 8023SL, 8024SL, 8025SL



 **GOLD MEDAL**®

FUNFOOD EQUIPMENT AND SUPPLIES

Cincinnati, OH 45241-4807 USA



SAFETY PRECAUTIONS

| | |
|--|--|
| | ⚠ DANGER |
| | Machine must be properly grounded to prevent electrical shock to personnel. Do NOT immerse the kettle, warmer, or any other part of this equipment in water. Always unplug the equipment before cleaning or servicing. |

| | |
|--|--|
| | ⚠ WARNING |
| | NEVER put your fingers or any object into the heating area. We do NOT assume any liability for injury due to careless handling or operation of this equipment. |

| | |
|--|--|
| | ⚠ WARNING |
| | Adequate eye protection must be used when servicing this equipment to prevent the possibility of injury. |

| | |
|--|---|
| | ⚠ WARNING |
| | Any alterations to this equipment will void the warranty and may cause a dangerous situation. NEVER make alterations to the equipment. Make sure all machine switches are in the OFF position before plugging the equipment into a receptacle. |

| | |
|--|---|
| | ⚠ CAUTION |
| | This equipment is designed and sold for commercial use only. This equipment is not to be used by the consumer in home use. Do not allow direct contact of this equipment by the public when used in food service locations. Only personnel trained and experienced in the equipment operation may operate this equipment. Carefully read all installation instructions before operating the equipment. |

| | |
|--|--|
| | ⚠ CAUTION |
| | This machine IS NOT to be operated by minors. A minor is any person under the age of 18. |

| |
|---|
| NOTE |
| The information, specifications and illustrations contained in this manual represent the latest data available at time of publication. Right is reserved to make changes as required at the discretion of Gold Medal Products Company without notice. |




GENERAL INSTRUCTIONS

CHECKING SHIPMENT

Unpack all cartons and check thoroughly for any damage that may have occurred during transit. Damage claims should be filed immediately with the transportation company. **Gold Medal®** Products is not responsible for damage that occurs in transit

ELECTRICAL REQUIREMENTS

Your Hot Dog Roller Grill requires a 120 volt/60 cycle/15 amp outlet, and should be operated on a dedicated line. Make sure to have a qualified electrician supply the proper electrical requirements before plugging the machine into an outlet.

| | |
|---|---|
|  | ⚠ DANGER |
| | Machine MUST be properly grounded to prevent electrical shock to personnel. Failure to do so could result in serious injury, or death. Do NOT immerse the kettle, warmer, or any other part of this equipment in water. Always unplug the equipment before cleaning or servicing. Do not use excessive water when cleaning. |

OPERATING PROCEDURES

1. Place hot dogs on rollers. Turn heat to designated temperature. Left knob controls the heat for one set of five (5) rollers and the right controls the other set of five (5) rollers.
2. For low heat, set control(s) to LOW using one or both sets of rollers. For high capacity, set control(s) to MEDIUM or HIGH using both sets of rollers.


CARE AND CLEANING INSTRUCTIONS


Although corrosion resistant, stainless steel machine surfaces should be cleaned daily to prevent pitting. **Do NOT** use anything abrasive for cleaning (e.g. steel wool). Non-stick roller assemblies should be cleaned only with soft cloth or sponge and mild detergent or cleaner and water.

1. Unplug the power cord from the outlet.
2. Remove any remaining hot dogs from rollers.
3. Remove drip pans and clean thoroughly.
 - Use a mild detergent, soap and water, or soda-water to clean the roller grill.
 - Rinse after washing and dry thoroughly before using.
 - **DO NOT** use metal objects or abrasive cleaners on the coated rollers.
4. When unit has been thoroughly cleaned and dried, reinsert drip pans beneath the rollers.




MAINTENANCE INSTRUCTIONS

| | |
|---|--|
|  | ⚠ WARNING |
| | Adequate eye protection must be used when servicing this equipment to prevent the possibility of injury. |


| | |
|---|--|
|  | ⚠ CAUTION |
| | THE FOLLOWING SECTIONS OF THIS MANUAL ARE INTENDED ONLY FOR QUALIFIED SERVICE PERSONNEL WHO ARE FAMILIAR WITH ELECTRICAL EQUIPMENT. THESE ARE NOT INTENDED FOR THE OPERATOR. |



PARTS BREAKDOWN (Pg. 5-10)




PARTS BREAKDOWN (Continued)





PARTS BREAKDOWN (Continued)


Flat Roller Machine Right Hand Side View





PARTS BREAKDOWN (Continued)


Flat Roller Machine Left Hand Side View





PARTS BREAKDOWN (Continued)


Slanted Roller Machine Right Hand Side View





PARTS BREAKDOWN (Continued)

Slanted Roller Machine Left Hand Side View






ORDERING SPARE PARTS

1. Identify the worn or broken part by checking it with the illustrations and parts list.
2. When ordering parts, include part number, part name, and quantity required.
3. Include your model name and machine serial number (found on nameplate) with your order.
4. Address orders to:

Parts Department
Gold Medal® Products Co.
10700 Medallion Drive
Cincinnati, Ohio 45241-4807

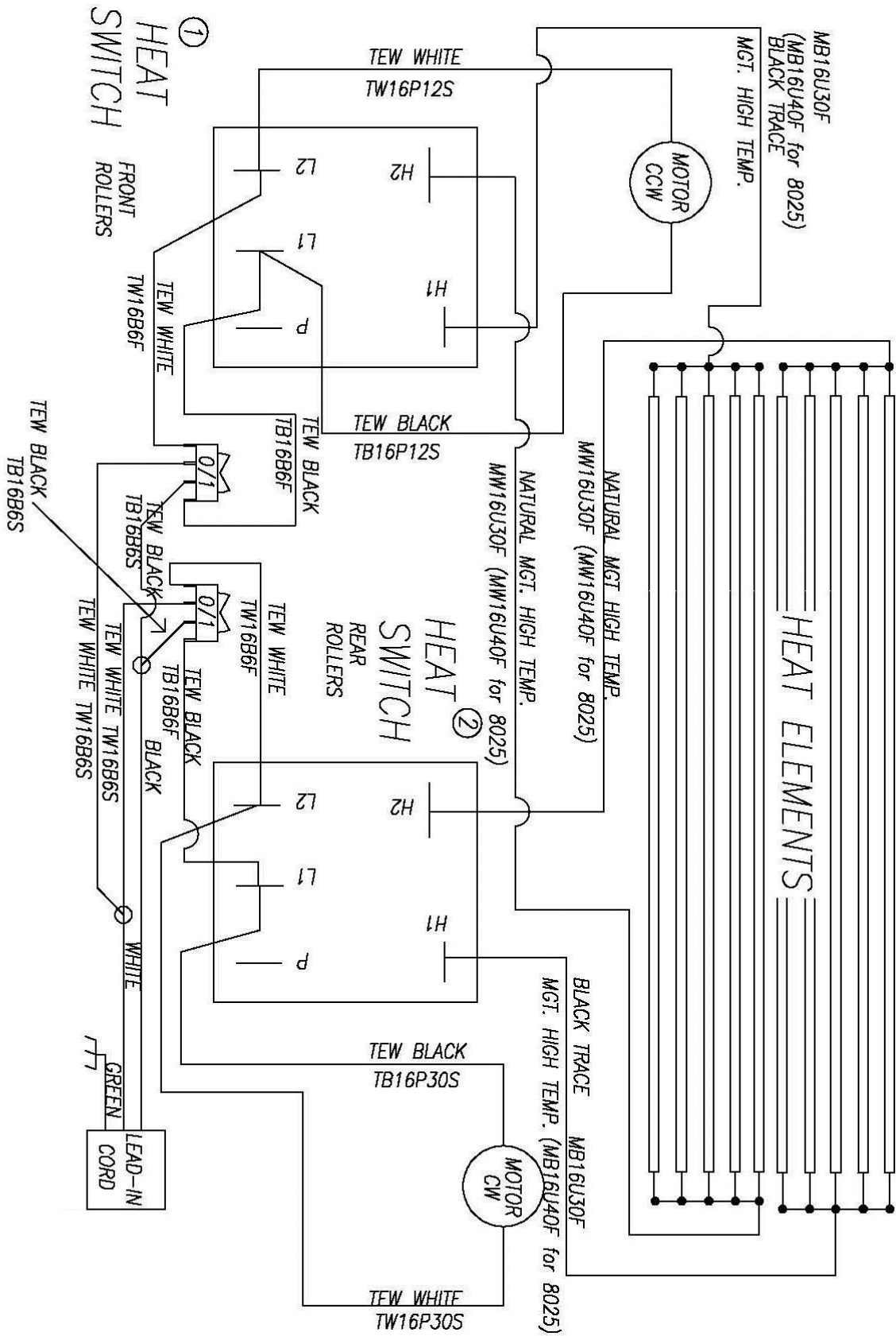
Or place orders at:

(800) 543-0862
(513) 769-7676
Fax: (513) 769-8500
E-mail: info@gmpopcorn.com
www.gmpopcorn.com





WIRING DIAGRAM





WARRANTY

WE WARRANT to the original purchaser the Gold Medal equipment sold by us to be free from defects in material or workmanship under normal use and service. Our obligation under this warranty shall be limited to the repair or replacement of any defective part for a period of six (6) months from the date of sale to the Original Purchaser with regard to labor and two (2) years with regard to parts and does not cover damage to the equipment caused by accident, alteration, improper use, voltage, abuse, or failure to follow instructions.

THIS WARRANTY IS IN LIEU OF ALL OTHER WARRANTIES EXPRESSED OR IMPLIED, AND OF ALL OTHER OBLIGATIONS OR LIABILITIES ON OUR PART, INCLUDING THE IMPLIED WARRANTY OF MERCHANTABILITY. THERE ARE NO WARRANTIES WHICH EXTEND BEYOND THE DESCRIPTION ON THE FACE HEREOF. We neither assume, nor authorize any other person to assume for us, any other obligation or liability in connection with the sale of said GOLD MEDAL equipment or any part thereof.

The term "Original Purchaser" as used in this warranty shall be deemed to mean that person, firm, association, or corporation who was billed by the GOLD MEDAL PRODUCTS COMPANY, or their authorized distributor for the equipment.

THIS WARRANTY HAS NO EFFECT AND IS VOID UNLESS THE ORIGINAL PURCHASER FIRST CALLS GOLD MEDAL PRODUCTS COMPANY AT 1-800-543-0862 TO DISCUSS WITH OUR SERVICE REPRESENTATIVE THE EQUIPMENT PROBLEM, AND, IF NECESSARY, FOR INSTRUCTIONS CONCERNING THE REPAIR OR REPLACEMENT OF PARTS.

NOTE: This equipment is manufactured and sold for commercial use only.



GOLD MEDAL PRODUCTS COMPANY
10700 Medallion Drive
Cincinnati, Ohio 45241-4807 USA