

**HALO 48 ELEVATED
MATCH LIT**

NG & LP

Fire is beautiful and also dangerous if not handled properly. Please have a qualified gas fitter setup and install this product according to local codes.

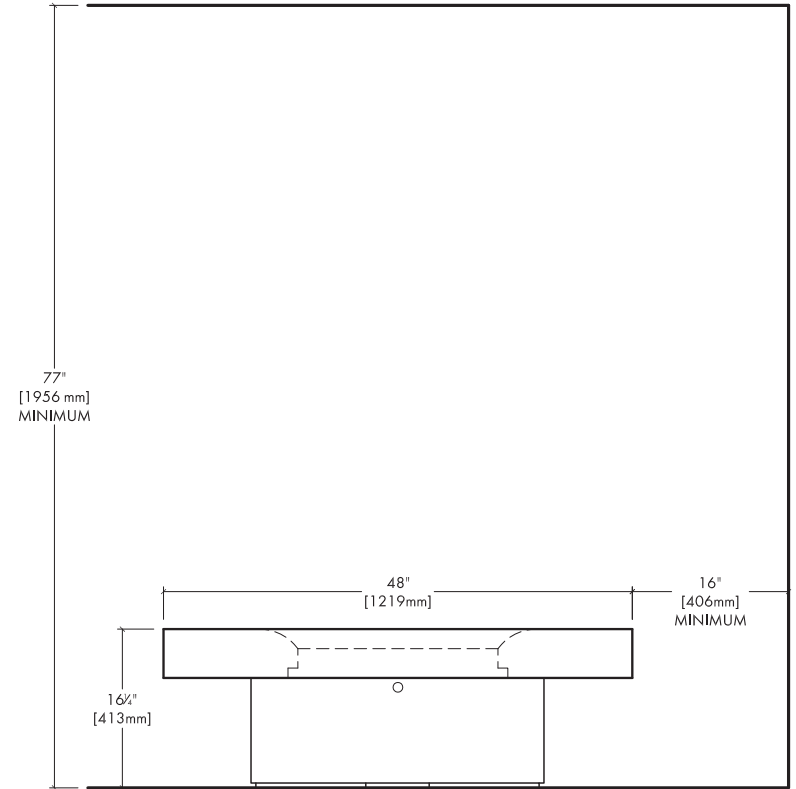
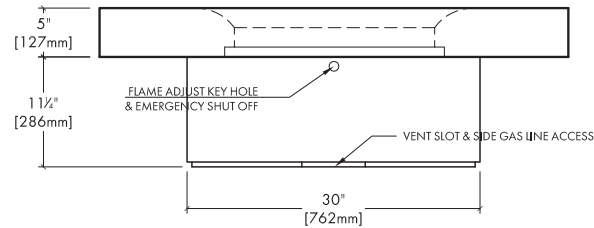
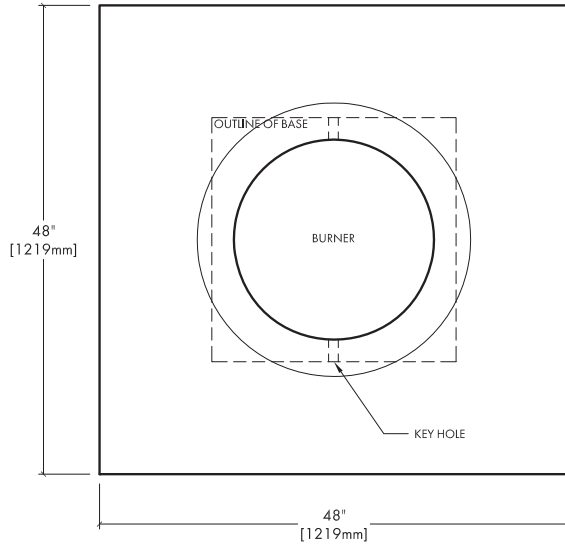
This product has been tested and certified by Labtest Certification Inc. as being safe, as long as these **minimum clearances** to adjacent materials are maintained.

FOR OUTDOOR USE ONLY

NORTH AMERICA SPECIFICATIONS

Gas type:	<u>Natural Gas</u>	<u>Propane</u>
Inlet press:	7.0" w.c.	11" w.c.
Manifold press:	5.8" w.c.	10.5" w.c.
Heat Output:	60,000 BTU	60,000 BTU

ANSI Z21.97-2014
CSA 2.17-2017



CLEARANCES to ADJACENT MATERIALS

CONCRETE SPECS

Strength:	10,000 psi (proprietary)
Weight:	Top - 526 lbs / 239 Kg Box & Base - 230 lbs / 105 Kg

ACCESSORIES

- 1/ All Weather Fabric Cover /extends warranty.
- 2/ Clear Anodized Aluminum top / 1/4" plate with rubber feet / extends warranty
- 3/ Glass wind guard.

rev. 2021

JOB / ORDER
Name or Number:

Signature & Date: