

**FIRETABLE NG & LP
MATCH LIT + FLAME SUPERVISION**

Fire is beautiful and also dangerous if not handled properly. Please have a qualified gas fitter setup and install this product according to local codes.

This product has been tested and certified by Labtest Certification Inc. as being safe, as long as these **minimum clearances** to adjacent materials are maintained.

FOR OUTDOOR USE ONLY

NORTH AMERICA SPECIFICATIONS

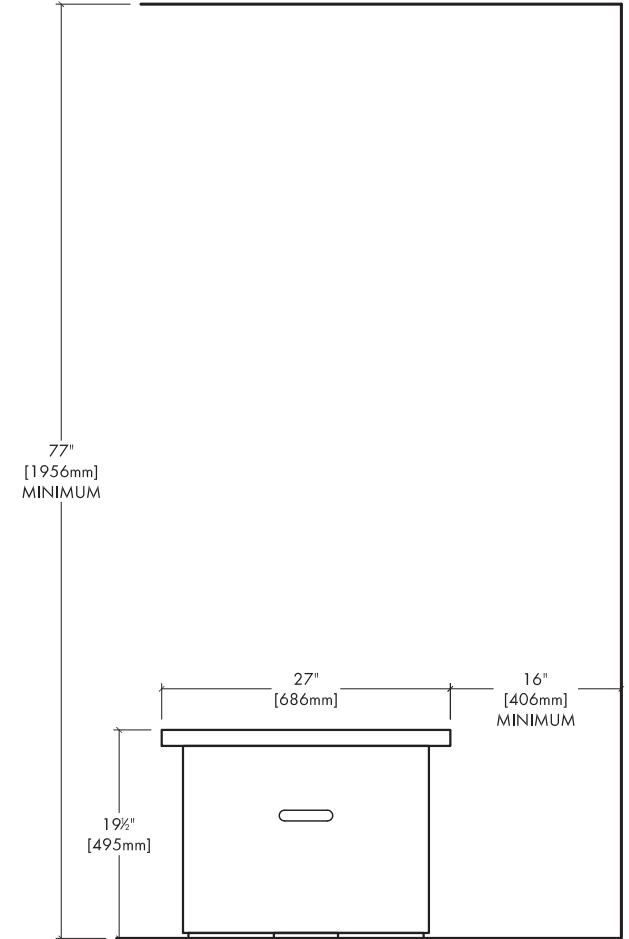
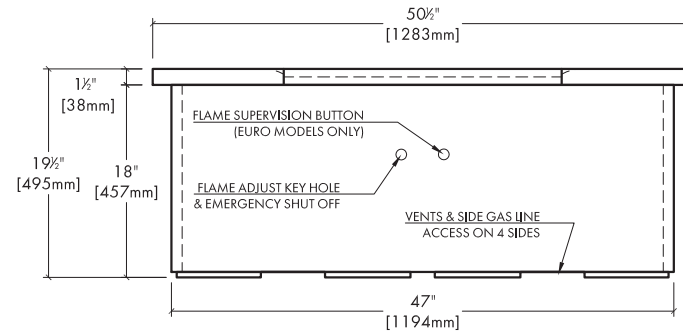
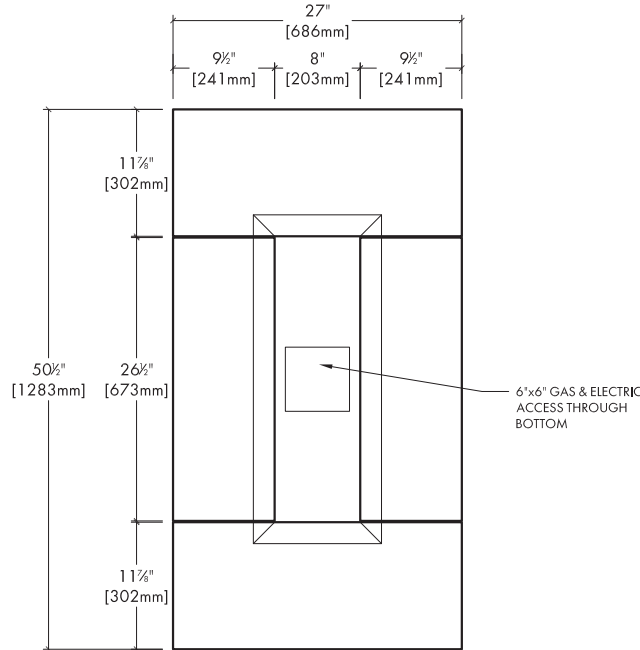
Gas type:	<u>Natural Gas</u>	<u>Propane</u>
Inlet press:	7.0" w.c.	11" w.c
Manifold press:	2.5" w.c.	5.6" w.c.
Heat Output:	75,000 BTU	75,000 BTU

ANSI Z21.97-2014
CSA 2.17-2017



CONCRETE SPECS

Strength:	10,000 psi (proprietary)
Weight:	Top: 134 lbs / 61 kg Box & base: 308 lbs / 140 kg



CLEARANCES to ADJACENT MATERIALS

ACCESSORIES

- 1/ All Weather Fabric Cover /extends warranty.
- 2/ Glass wind guard.

JOB / ORDER
Name or Number:

Signature & Date: