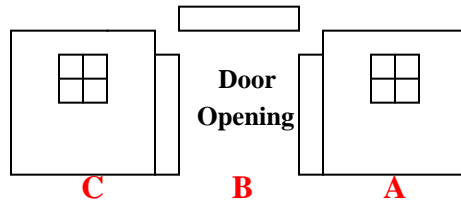
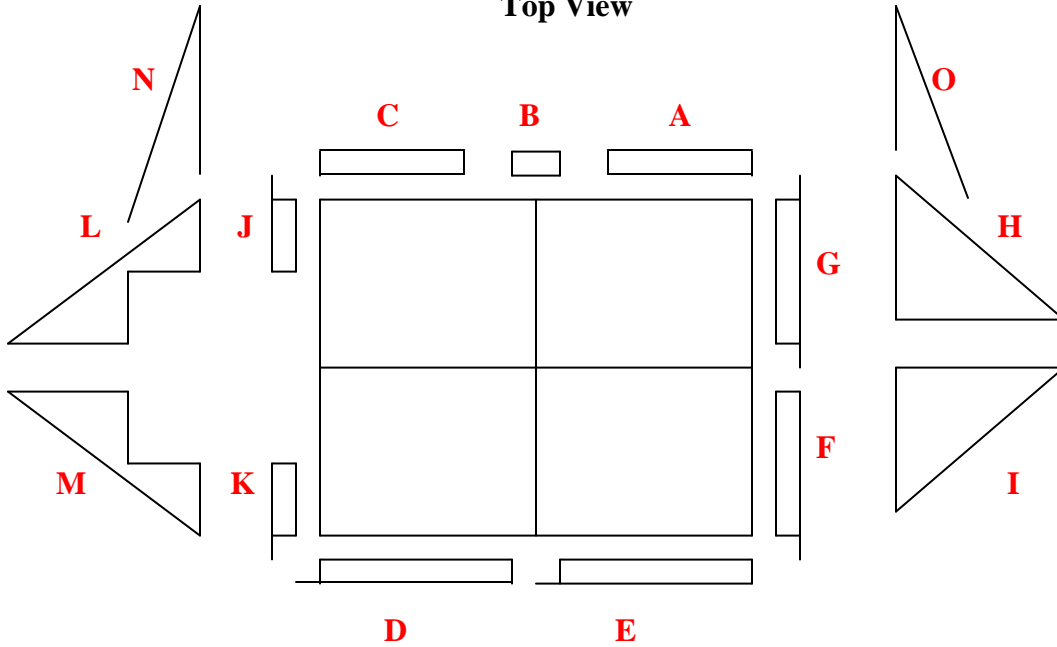


# 11x8 Pennfield Cottage Wall Kit

These are the basic Building blocks of the kit. Assemble them in Alphabetical order



Top View



Roof Layout

Back Side (OSB)


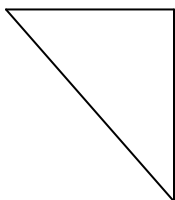
18 1/2" x 48"	18 1/2" x 48"
48" x 48"	48" x 48"

2- Dormer Fronts

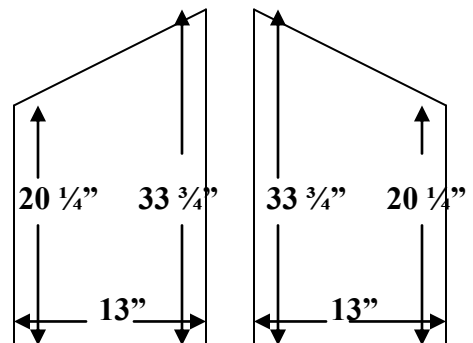
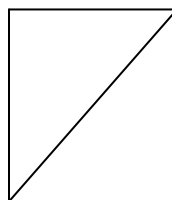
Front Side (OSB)

14 1/4" x 48"	14 1/4" x 48"	
48" x 48"	48" x 48"	
36" x 48"	48" x 48"	12" x 48"
6 3/4" x 12"	6 3/4" x 48"	6 3/4" x 36"

2- Left Panels



2- Right Panels



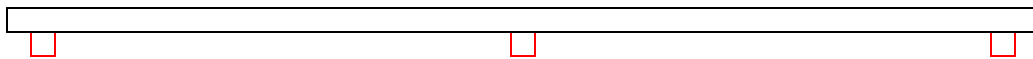
# 11x8 Pennfield Cottage Floor Layout



## Material List

- 3 – 4x4x131” Pressure treated runners **outlined in red**
- 7 – 2x4x93” Floor joist **outlined in black**
- 2 – 2x4x96” Rim **outlined in black**
- 4 – 48”x 48” Flooring plywood
- 2– 2x4x36” Pressure treated **outlined in red**
- 7 – 1 x 5 x 96” Pressure treated deck board **outlined in blue**
- 1 – 1 x 3 ½”x 96 Pressure treated deck board
- 1 – Porch beam

**Front and Back View**



**Side View**

**Side View of Porch**

