


Christian Lowe
LEATHER CARE
crafted from experience



Boot Care Guide



How to care for your boots and other leather goods.
Brought to you by Christian Lowe Leather Care and
The Distinguished Rider.

Identify your Leather

It is important to know what kind of leather your boots are because this might determine how you care for your boots.

Please note: Some brands might call the same leather by different names. For example, Kingsley calls their patent leather "Roma", and another brand might just call the same leather "Shiny".

How do you identify your leather?

If it is a custom boot, refer to your purchase documents!

If it is a stock boot, look at the listing on our website.


If you're still unsure, email us!



Leather Types

Now you know what leather your boot is! But what does it mean? There are a variety of different leather options and each have different durability levels and might require different care.

See below for a list of common leather types!



Full Grain/Grain: An extremely hearty leather! TDR loves full grain leather (also known as Paxson) for trainers or people who are hard on their boots because of its durability.

Waterproof: A waterproof leather, like Gaucho leather, is another great, hardy option.

Matte: Your standard natural leather - not polished or shiny leather. This comes in a large variety of colors from your typical black to colors like lilac and turquoise.

Polished/Patent: "Shiny" leather - patent has more of a glass-like finish than polished. This leather is prone to scratches and can be hard to break in. It is very popular for a fancy clinic or show boot!

Suede: Great for fashion looks, or boots worn only for clinics and/or shows. Some brands have waterproof suede options. Like your nature leather, this comes in a variety of colors from black to various shades of blue and more!

Textile/Fabric: A great way to add a bit of dimension or flare to a boot! This includes shiny dots, braided leathers, tooling, animal prints, and more

Choose your Products

Now that you have identified what kind of leather you have, you can determine what products you need to keep your boots clean and looking great!

The Distinguished Rider recommends using Christian Lowe Leather Care for all your leather care needs. Christian Lowe Leather Care is based in Northern Ontario. Saddler and owner of the company, Christian Lowe, handcrafts these products utilizing a unique blend of soap, oils, beeswax, and tea tree prepared in small batches. See below for a list of products carried by The Distinguished Rider:



- [Christian Lowe Leather Cleaner](#)
- [Christian Lowe Leather Balm](#)
- [Christian Lowe Liquid Saddle Soap](#)
- [Christian Lowe Boot Polish \(in colors Clear, Black, and Brown\)](#)
- [Christian Lowe Patent Cleaner](#)
- [Christian Lowe Saddle Oil](#)
- [Christian Lowe Zipper Glide](#)
- [Christian Lowe Tack Cleaning Brushes, Sponges, and Mitts](#)

Or Pick Up A Kit!

Purchase everything you need in one complete kit specifically made for your boots and their specific leather type. Or get a Deluxe Kit and have the shiniest boots for your next ride!

Starter Leather Care Kit

- This kit is "just the basics"! It is the bare minimum of products we think you need to keep your boots in great shape for years to come.
 - 1 75g Christian Lowe Leather Cleaner
 - 1 75g Christian Lowe Leather Balm
 - 1 Christian Lowe Zipper Glide
 - 1 tack cleaning sponge

Deluxe Leather Care Kit

- If you want your boots to receive the ultimate amount of care, check out the Deluxe kit! This kit contains everything you need for daily care as well as to make your boots show or clinic ready!
 - 1 75g Christian Lowe Leather Cleaner
 - 1 75g Christian Lowe Leather Balm
 - 1 Christian Lowe Zipper Glide
 - 1 Christian Lowe Boot Polish (Choice of Black, Brown, or Clear)
 - 1 Merino Wool Buffing Mitt
 - 1 Large Shoe Brush (used to polish)
 - 1 tack cleaning sponge

Patent/Polished Leather Care Kit

- Do you want to make your patent/polished leather shine? This kit is for you!
 - 1 Christian Lowe Patent Cleaner
 - 1 microfiber cloth
 - 1 75g Christian Lowe Leather Cleaner
 - 1 tack sponge
 - 1 Christian Lowe Zipper Glide

Kits continued..

Gaucha Leather Care Kit

- Did You Know? Gaucha leather loves Leather Balm! This kit is for our Gaucha leather fans.
 - 1 75g Christian Lowe Leather Cleaner
 - 1 75g Christian Lowe Leather Balm
 - 1 tack cleaning sponge
 - 1 Merino Wool Mitt
 - 1 zipper glide

Paxson Leather Care Kit

- For the hardest of leathers, this Paxson leather care kit included liquid saddle soap to get the dirt from all the cracks and crevices in this gorgeous leather along with a small cleaning brush.
 - 1 Christian Lowe Liquid Saddle Soap
 - 1 75g Christian Lowe Leather Balm
 - 1 Christian Lowe Zipper glide
 - 1 Small cleaning brush




Purchase your complete leather care kit now!

Leather Cleaning

1. Brush off an excess dirt and dust with a clean brush.
2. Use a warm, slightly damp cloth to clean off any build up.
3. If you experience any excessive build up, use **Christian Lowe Leather Cleaner**. Be sure to WIPE OFF the grimy layer when you are done cleaning.

For dyed/colored leathers (not Waterproof/Gauchos): please note that, to lock in the color of the leather, you *must* use **Christian Lowe Clear Boot Polish. This acts as a wax seal and a waterproofer. We recommend you do this prior to riding.



Boot Care Tips

- Do not put your boots away if they are moist! Dry them first.
- Store your boots in a temperature-controlled environment.
- To retain the shape of the boot and prevent them from flopping over, use cedar boot and shoe trees. Cedar trees will suck the moisture out of the boots, and cedar foot trees will retain the shape of the foot and ankle of the boot. Support small businesses by purchasing these from your local cobbler or shoe store :)
- Keep your zippers clean and lubricated! We HIGHLY suggest using Christian Lowe Zipper Glide regularly. A grain of sand can misalign the teeth and break the zipper. Use a toothbrush to clean the zipper after riding. If the zipper feels like it is getting stuck, lubricate using any brand of zipper lubricant. NEVER force a zipper!
- Be nice to your boots. If you take care of them, they will take care of you!

Leather-specific Care

Full Grain/Grain/Paxson

- Due to the small bumps and grooves in this leather, **Christian Lowe Liquid Saddle Soap** is preferred for cleaning.

Waterproof/Gaucha

- Use **Christian Lowe Leather Balm** to hydrate the leather every so often.
- Be sure to re-treat your leather with a waterproofer every few months.
- Do **NOT** polish.

Matte/Natural/Nature

- Use **Christian Lowe Leather Balm** to hydrate the leather every so often.
- If the boot starts to lose its pigment or you want to shine it up for a special occasion, use your **Christian Lowe Boot Polish** to restore the color and luster of the leather.

Patent/Polished/Shiny

- Be gentle with these leathers! They scratch easily and do not wear well.
- Do **NOT** expose these leathers to the sun for extended periods of time.
- Use **Christian Lowe Patent Cleaner** to keep clean and shiny!


Suede

- Suede leather is **NOT** meant for daily use! It is very delicate and attracts dirt and moisture.
- Keep your suede boots dry **AT ALL TIMES!**
- Use a clean brush to wipe off any dirt or dust.
- Be sure to treat your suede with a waterproofer every few months.

**This Guide is brought to
you by:**



The Distinguished Rider
www.thedistinguishedrider.com



With:

Christian Lowe
LEATHER CARE
crafted from experience

