

SO WATT

Made to order
plywood doors
and accessories for
your IKEA kitchen

—

We are the
modern maker



IKEA Hack





Incorporate elements of Australian design into your kitchen design with the IKEA Hack collection from So Watt.

We have created a range of plywood doors, drawer fronts, cover panels and accessories for you to easily order online.

Instant prices, lots of options, and samples to help you decide, this is the easiest way to achieve your dream plywood kitchen.

Proudly handmade in Sydney, Australia



Why plywood?

Plywood is the ultimate modern material - sustainable, durable, textured and inviting.

Our pale birch plywood base is FSC certified and made from plantation timbers, using earth-friendly compounds while delivering high-quality results for customers. Plywood allows homeowners and specifiers alike to bring healthy, authentic materials into a space.

We honestly can't think of anything we'd rather work with.

All plywood offcuts are donated to Reverse Garbage as part of our recycling partnership with the charity.



**REPAIRABLE AND
SUSTAINABLE**



**BROAD DESIGN
APPLICATION**



**DURABLE AND
HARD-WEARING**





IKEA Hack

Metod kitchen meets So Watt finish

Transform a simple and cost-effective IKEA Metod kitchen by adding So Watt's distinctive, Australian-made plywood door and drawer-fronts to the readymade flatpack cabinets.

Our series of panels perfectly match the IKEA Metod cabinet range, giving you ultimate control over your design and budget. Simply use the IKEA online kitchen builder, or book a kitchen design consult at IKEA to determine the layout and carcass requirements.

Then visit the So Watt shop to order your bespoke doors, drawer fronts, cover panels and handles, made with our full selection of colours and finishes. You can even install them yourself.

Take it a few steps further with small custom elements to complement your choices, like floating shelves or our plywood pull handles.



How to order



IKEA Hack



1. PLAN AHEAD

Consider lead times from IKEA, So Watt and your appliances supplier before booking an installer.



2. DESIGN YOUR KITCHEN

Use the online IKEA Kitchen Planner to brainstorm the layout of your Metod kitchen, with doors, drawer fronts and cover panels included as placeholders for now.



3. DETAIL YOUR DESIGN

Decide whether you are using our fill strips, and consider your handle style and placement across all doors and drawer fronts.



4. GET READY TO ORDER

Save a copy of the 'Parts List' from the IKEA Kitchen Planner to use as your shopping list on the So Watt website.



5. ORDER WITH IKEA

Now remove your placeholder parts and check out with IKEA for the Metod cabinets, Utrusta hinges, Maximera drawers and any other IKEA components.



6. ORDER WITH SO WATT

Head to the So Watt website and use your earlier list of parts to help you purchase all the corresponding doors, drawer fronts, cover panels, kicks and fill strips.

Top Tip:

If you are using fill strips in between cabinets make sure you allow for these in the overall length of your space.

...Build time!

Or read on for our detailed step by step instructions.

How to order

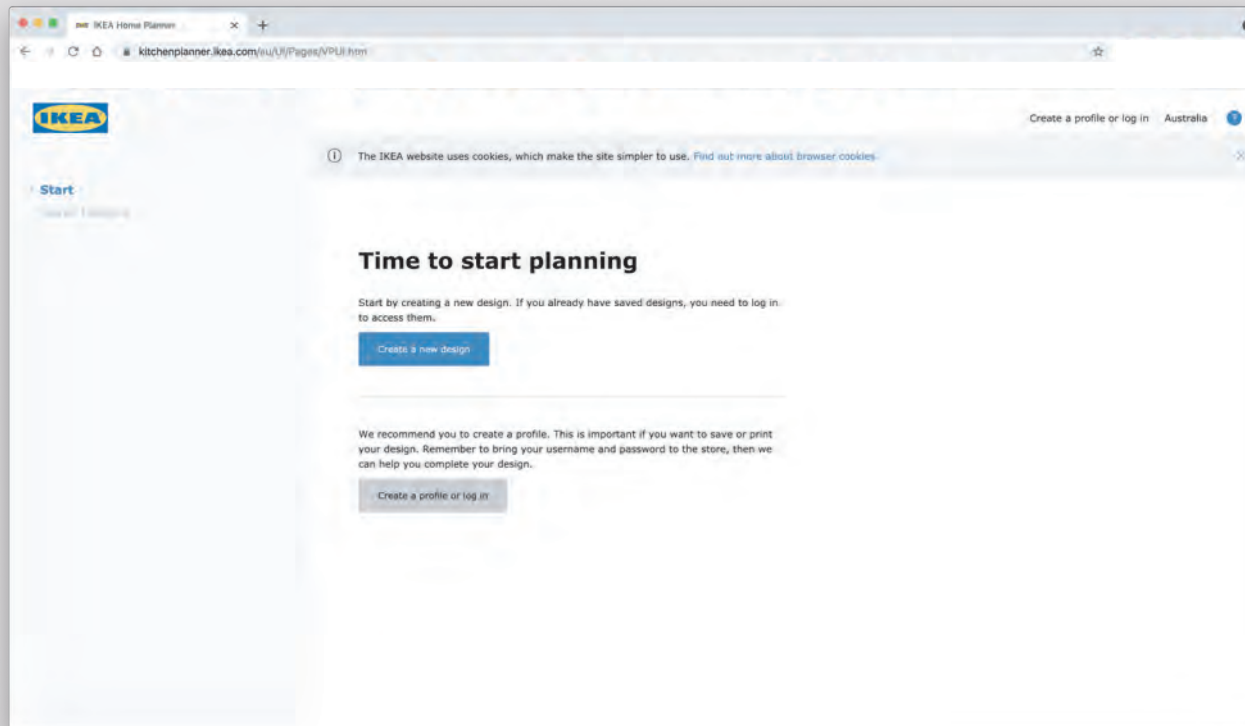


IKEA Hack

① Get ready to plan

Go to the IKEA Website and use their online kitchen planner to design your kitchen cabinet layout with their Metod system. This is the web address:
kitchenplanner.ikea.com/au/UI/Pages/VPUI.htm

You may need to create a log in. This will help you save your design and come back to it later!



How to order

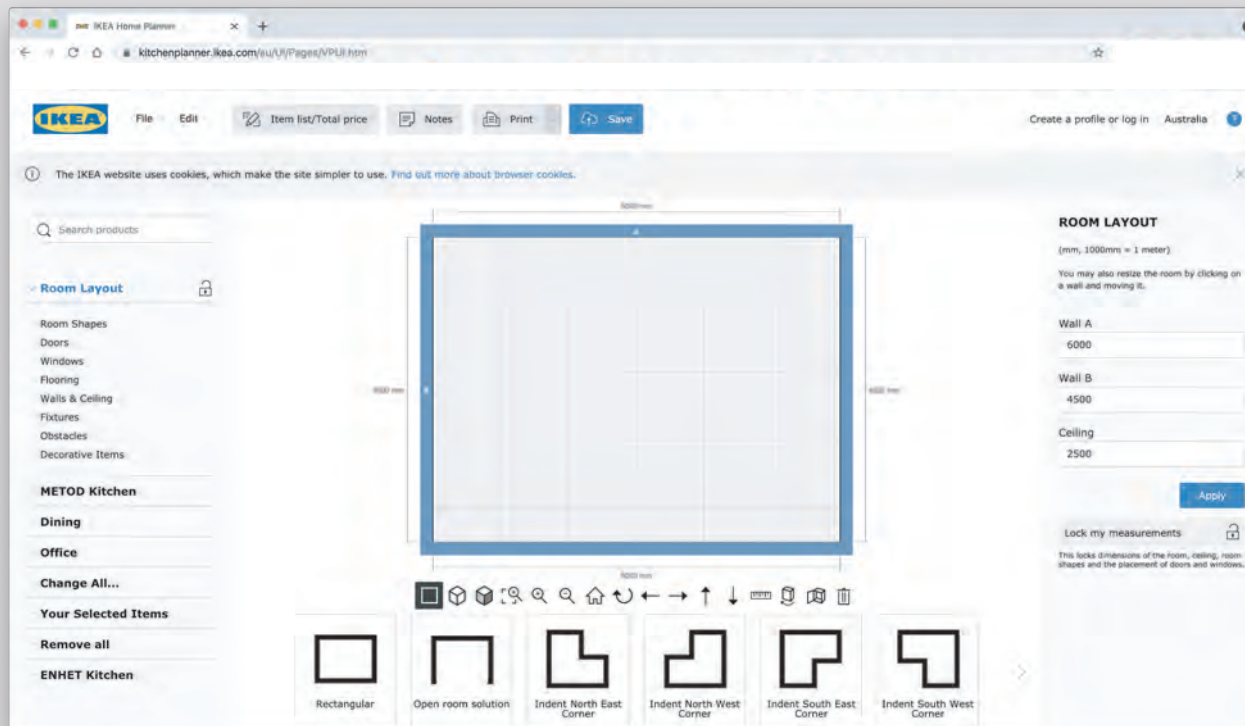


IKEA Hack

②

① Set your parameters

It's really helpful to define your room as much as possible.
Check whether you are allowing for skirting boards and take into account your powerpoints.



Don't forget:

If you intend to use our plywood fill strips for visible plywood edges between your cabinets, don't forget to allow extra space for these when you place your cabinets in the room.

Our fill strips are 18mm thick plywood.

How to order

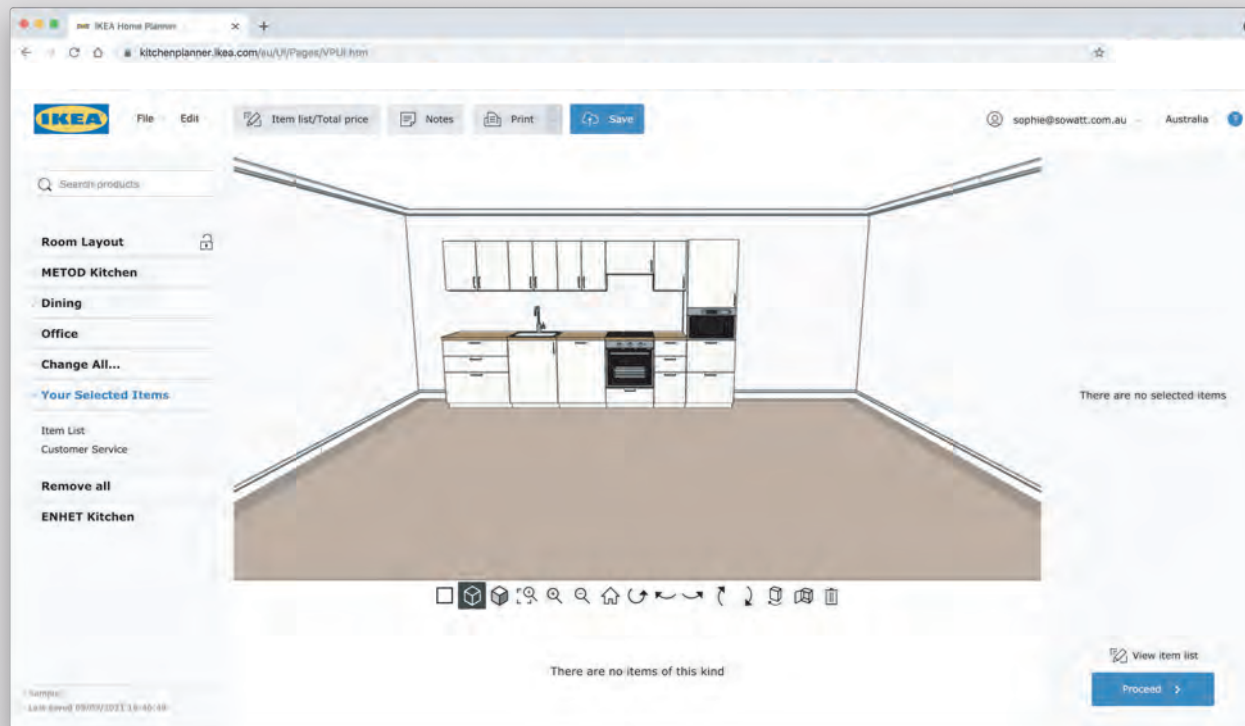


IKEA Hack

③ Complete your layout

Take your time with this step! It's important to be happy with the layout of your cabinets and confident in your measurements before you start purchasing the parts.

Focus on the layout here, don't worry about the look of your doors or handles.



Good to know:

Worried you might have missed something? IKEA offer a professional kitchen measure service.

Head to their Planning Consultation section online through the customer service section to book your at-home appointment.

How to order



IKEA Hack

④ Get ready to order!

Now that your kitchen design is locked in, it's time to prepare the design for ordering.

Keep the default doors and drawer fronts on your cabinets - this will give you the clear list of sizes and quantities for you to use as a checklist when ordering your So Watt plywood fronts.

This goes for cover panels and kicks too!

Item List: SAMPLE

Project name: Sample
Project number: 0001-4383-2945

Included in the total price:
Lighting: \$338.99
Appliances: \$2,346

Total Price: \$5,438.99

	Price	Quantity	Total Price
10270893 METOD base cabinet frame white 80x60x80 cm	\$80	1	\$80
70274464 VEDDINGE drawer front white 80x20 cm	\$25	2	\$50
20274466 VEDDINGE drawer front white 80x40 cm	\$30	1	\$30
60271102 MAXIMERA drawer, high white 80x60 cm	\$120	1	\$120
80271115 MAXIMERA drawer, medium	\$100	2	\$200

Print: Best printed in landscape format.

70274464	VEDDINGE drawer front white 80x20 cm	\$25	2
20274466	VEDDINGE drawer front white 80x40 cm	\$30	1

How to order



IKEA Hack

⑤ Choose your handle style

Head over to the So Watt website and navigate to the IKEA Hack shop collection: sowatt.com.au/collections/ikea-hack

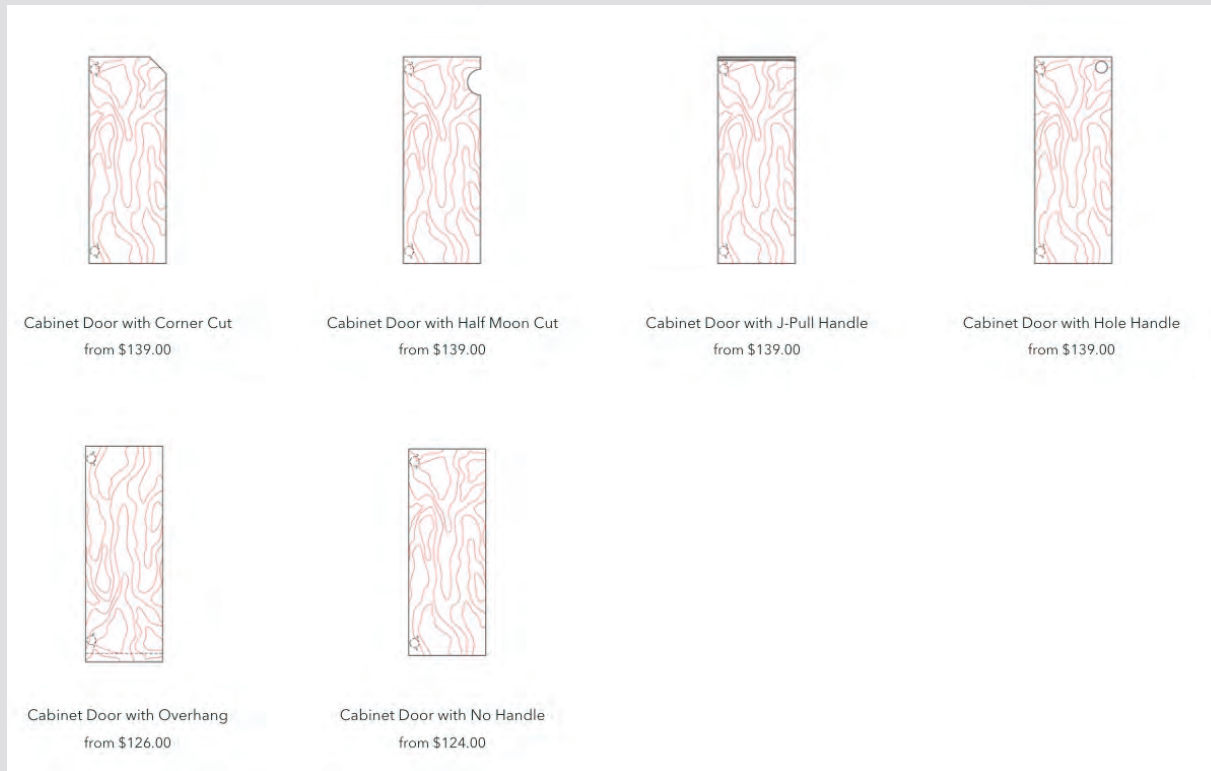
Our doors and drawer fronts are grouped by handle style, so click the door with the handle design you would like for your cupboards.

You can mix and match your handle style on your order, or opt for 'no handle' if you are purchasing handles that screw onto your new fronts.

Can't decide?

Visit our test kitchen at our Sydney showroom to play around with different combinations of door and drawer front handle styles.

Book your appointment through our website on the Contact page.



How to order



IKEA Hack

⑥ Add to cart!

This is where your 'placeholder' list of parts generated by the Ikea Kitchen Planner comes in.

Use the dimensions and the quantity from your IKEA Parts list to go through and select the matching sized door and drawer fronts.

Make sure to select your hinge position for doors, and think carefully about where your handles should be located for each door and drawer front.

Then choose your colour and add to cart! Continue this for all your doors, drawer fronts, cover panels and kicks before checkout out.

SO WATT DESIGN

CABINET DOOR WITH HALF MOON CUT

\$139.00

Size (width x height): 20cm x 80cm

Quantity: 1

Hinge Position *
Left Right

Handle Cutout Position * :

Colour * :

Add to cart

Finishes

Durable and tactile finishes applied to our birch plywood components

Wood Wax

Available in either Clear or Cognac, this hard wax/oil combination finish seals and nourishes the timber and repels liquids.



Waterbased Colour

Non-toxic low VOC solid colours applied to to protect the timber while still showing off the natural texture.



Colours

Choose from either Clear, Cognac, or our range of 11 curated solid colours



Services

We offer assistance for all the stages of your IKEA Hack journey



Samples

To see our colours and finishes in person and play around with different combinations, head to our online store to purchase samples in any 5 colours.

\$10



Showroom Consult

Make a booking to visit our IKEA Hack Test Kitchen in our Sydney showroom, and receive one-on-one advice for 30 minutes.

\$0



Remote Design Advice

If you can't get to our showroom, we offer dedicated 15 minute video consults to talk through all your thoughts, queries or any concerns before you order.

\$0



Personal Shopper

Completed your IKEA Metod design, but nervous about correctly placing your So Watt online order? Let us do it for you!

\$200



Delivery

Your IKEA Hack can be picked up for free from our Marrickville (Sydney) workshop, or add your address at the checkout and you will receive an instant shipping quote!

\$POA

Email info@sowatt.com.au for full T&C's on all our services.





Our Environmental Approach

Our focus is to work with honest, environmentally friendly materials.

One of our favourite materials is plywood which, despite being manufactured, has sustainable traits that are superior even to many natural hardwoods.

Any material we work with requires an understanding of its impact on our designs. How far did the material travel before reaching our workshop? What finish are we applying? How long will it be enjoyed in its new home?

Check out our ever-growing blog for lots of in-depth reading about plywood and other materials we work with. The more you understand, the more confidence you will have in your selections and enjoy the final outcome.

We are always eager to learn about new materials. If you have something you would like us to incorporate, please share it with us!



Contact us

Book a showroom appointment through our online booking system, or email us anytime.

info@sowatt.com.au • +61 (2) 8960 5756

Showroom

Suite 2,
1-7 Probert Street
Camperdown, NSW

Open Tues-Sat
10am to 4pm

Workshop

Pick-ups and Drop-offs only
3 Shirlow Street
Marrickville, NSW

Open Mon-Fri
9am to 5pm



FAQ

If you're looking for details on all the various aspects of our IKEA Hack products and services, head to our website for all the in-depth info on

Lead Times

Shipping

Samples

Install Tips

Warranty

and more...