

Materials & Finishes

A guide to all the materials, finishes and colours that can be used on So Watt pieces.



MATERIAL PROCESS

*How to create your
perfect piece*

1. 

CHOOSE BASE MATERIAL

Choose the type of plywood that you want your piece to be constructed from. Even if it will be painted or covered with a laminate, the grain will show through the paint or the be visible on the edge of the part.

2. 

CHOOSE MATERIAL FINISH

Once you have your base material, choosing whether you want to seal the grain with a clear or colour finish, or apply a bold coloured laminate, is just as important as the material choice itself.

3. 

CHOOSE METAL ACCENTS

Choosing a metal accent for designs with our signature handle plate is like adding jewellery to your furniture. It's a great way to give your piece its personality with a bit of bling.

1. Base Ply Material



Choose a base material to construct your custom piece.



Hoop Pine Plywood (MP)

Australian made Hoop pine ply is made with locally grown timber and as a result it does little travel from forrest to factory, making this a great ethical material choice.



Blackbutt Plywood (BB)

Blackbutt ply has a warm depth that permeates from it, with every layer made from Blackbutt. It is exclusively made in Australia and is exceedingly hard and durable.




Spotted Gum Plywood (SG)

Spotted Gum ply has a dark grandeur about it with a rippling movement over the surface. Australian made, it is exceedingly hard and durable.




OSB (OS)

OSB (Oriented Strand Board) is a raw textured material commonly used in structural work thanks to it's strength while remaining lightweight. OSB is an easy way to add texture to your piece.



Carcass Plywood (CP)

This is Poplar plywood with a melamine layer on both faces. We use this instead of particle board or MDF for a more sustainable internal structure.



Defy Plastic (HD)

Made in NSW from local post consumer plastic like shampoo and milk bottles, this solid HDPE material is 100% waterproof with every sheet offering a unique pattern.

2. Finishes



Choose a finish to seal your selected base material.




Unfinished (X)

Leaving your base material raw means it is un-sealed and unprotected. We supply all raw pieces fully sanded, and they are perfect for a DIY project.



Clear (SP013)


Clear finishes allows the beautiful and unique tone and grain of your timber to be on show, while protecting it from daily wear and tear.



Colour (SP)

Our solid colour finish is a low-VOC waterbased furniture paint with full opacity, that still allows the feel and texture of the timber to come through.


See page 8 for more



Fenix (F)

The award winning Italian Fenix NTM laminates have antibacterial and thermal self healing properties. Plus it's resistant to heat and scratches.


See page 9 for more



Laminex (L)

Australian made Laminex laminates are a familiar durable option that look even better once pressed onto our Australian made hoop pine ply.

See page 10-11 for more



Melamine (CP)

Melamine is a type of coating commonly seen on the inside of kitchen cabinets. We offer this finish on poplar ply as a cost effective option.

See page 12 for more

3. Metal Accents



Choose a metal accent plate to complete your design.




Brass (BR)

So Watt Brass handle plates are made from 1.6mm solid brass sheet. Supplied polished and sealed with wax, this living natural material will patina as it ages and is touched.



Copper (CO)

So Watt solid copper handle plates are made from 1.6mm solid copper sheet and sealed with wax, this living natural material will patina and green as it ages and is touched.



Black (PCB)

So Watt Black handle plates are made from 1.6mm mild steel which is then powder coated in a satin black finish.




White (PCW)

So Watt White handle plates are made from 1.6mm mild steel which is then powder coated in a satin white finish.



Light Grey (PCG)

So Watt Light Grey handle plates are made from 1.6mm mild steel which is then powder coated in a satin grey/blue finish.



Plum (PCP)

So Watt Plum handle plates are made from 1.6mm mild steel which is then powder coated in a satin deep red finish.

Example Combination



Clarke Jnr. Media Unit in birch plywood, with a clear finish complimented by brass fittings and an OSB back.




Birch



OSB



Clear



Brass

Choosing The Right Finishes

Choosing the right colour for your project can be a daunting prospect, but it doesn't have to be! The best way to alleviate the pressure is to answer the following questions: What's Practical? What Emotion do I want to communicate? How will it affect the balance of my space?

What's Practical?

When answering the question of practicality, it is important to take into account things such as; is this surface a high-traffic area or will it come in contact with water. If so then choosing a finish like Laminex or Fenix will be fitting. However, if it isn't then why not opt for a water-based colour and let the texture of the ply really shine!

What Emotion Do I Want To Communicate?

It is important to understand what the intended emotional voice of your piece is, to make sure it reaches its potential. If it's a centrepiece intended to draw attention, then choosing a vibrant colour like Blush or Mustard are great! If a more subtle and understated piece is wanted, choosing an Olive or Navy can be just right.

How Will It Affect The Balance Of My Space?

The context of a piece can be just as important as the piece itself, that's why considering the surrounding is vital! If your space is lit up with vibrant colours then adding more colour can work. Whereas if your space is predominantly decorated with antiques or even Victorian-style furniture, often colours can disrupt the balance, in a way that a clear timber wouldn't.



2.1 Finishes - So Watt Finishes



Curated Collection of Water-Based So Watt Finishes


*Note: faces and
edges are Finished
together.*



True Clear (SP01)




Pale Clear (SP13)



Black (SP02)



White (SP03)




Sage (SP04)



Avocado (SP05)




Blush (SP06)




Navy Blue (SP07)




Light Grey (SP08)



Dark Grey (SP09)



Crimson (SP10)



Olive (SP11)




Mustard (SP12)


2.2 Finishes - Fenix




Fenix NTM on ply is a super matt and super soft material that comes in many timeless colours.




Bianco Male (0029)




Bianco Alaska (0030)




Bianco Kos (0032)




Castoro Ottawa (0717)




Grigio Londra (0718)



Beige Luxor (0719)




Nero Ingo (0720)



Grigio Efeso (0725)




Beige Arizona (0748)




Cacao Orinoco (0749)


Note: edges are clear finished ply.




Verde Comodoro (0750)



Rosso Jaipur (0751)



Grigio Antrim (0752)




Blu Fes (0754)


2.3.1 Finishes - Laminex




Laminex on Hoop Pine Ply has a crisp and definite feel that allows itself to recede from salience in a space.




Aquamarine (124)




Porcelain Blush (149)



Moroccan Clay (150)



Hushed Pine (159)




Kalamata (160)




Olivine (161)



Burnt Ochre (196)



Polar White (205)




Bay Leaf (254)




Steel Blue (305)


Note: edges are clear finished ply.




Pumice (322)




Gunmetal (326)



Pewter (329)



Peruvian Clay (388)



Paper Bark (449)


2.3.2 Finishes - Laminex




Laminex on Hoop Pine Ply has a crisp and definite feel that allows itself to recede from salience in a space.



Black (460)




Just Lilac (2582)



Possum (5343)




Seed (5344)




Spinifex (8539)




French Navy (8541)



French Cream (8542)



Winter Sky (8792)




Green Slate (8793)

Note: edges are clear finished ply.

2.4 Finishes - Melamine



Melamine on Poplar is a light and reliable material that has a sheen like wet sand in midday sun.



Black (M01)



White (M02)

Note: edges are raw plywood.

Choosing Materials On A Budget

Choosing the right materials for your project is not a simple job! However, at So Watt, we think it is worth investing time and effort into getting it right. A good way to tackle the issue, is going through the following: What is the function of my piece? How does it fit in its environment? What is the intended longevity of your project?

What Is The Function Of My Piece?

It is important to take into account things such as; whether this surface is a high-traffic area or if will it come in contact with water. If so, then choosing a finish like Laminex or Fenix will be fitting. However, if it is a component that is rarely or never seen then opting for a quirkier and cost-effective material like OSB can be a great solution.

How Does It Fit In its Environment?

The materials around your piece can be just as important as the material in it, that's why considering the surroundings is integral! If the space you are designing for is a heritage style space, then introducing a crisp Hoop Pine Plywood piece can be a jarring addition, instead, we would recommend something that matches the existing tones and tannins, like a Spotted Gum Plywood.

What Is The Intended Longevity Of Your Project?

Unfortunately, not all materials are created equal, which means as hard as we try to build projects that stand the test of time, we are always constrained by the materials that are specified. This means that it is important to have a realistic understanding of the intended life span of a piece in mind when choosing materials. If you are choosing the material for a storage box that you don't intend to hand down to your grandkids, OSB can be a fun and cost-effective solution. However, if you are specifying materials for a high-energy piece like a dining table that you would like to look immaculate for decades to come, it can be wiser to invest in a premium option like Blackbutt or Fenix.



Price Guide




Choose a finish to seal your selected base material.

Note: Price symbols are a relative indicator of material cost




OSB + Raw (OSX) (\$)

Raw OSB (Oriented Strand Board) is a great cost effective solution for components that are low traffic or unseen, although would not be ideal to the rigour of used surfaces.




OSB + Painted (OSSP) (\$\$)

Painted OSB (Oriented Strand Board) is a great way to add texture and colour into your pieces. It is also deceptively durable.



Carcass Ply (CP) (\$\$)

Carcass Ply is a Poplar ply with a melamine laminate on it. Carcass Ply is a durable and cost effective solution for internal structure on cabinetry.




Defy Plastic + Raw (HDX) (\$\$)

Made in NSW from local post consumer plastic like shampoo and milk bottles, this solid HDPE material is 100% waterproof with every sheet offering a unique pattern.



Hoop Ply + Raw (MPX) (\$\$)

Hoop Pine is a locally grown timber that is ideal for all cabinetry applications, although is more durable when sealed with a finish.



Hoop Ply + Laminex (MPL) (\$\$\$)


Laminex + Hoop Ply is an exceptionally durable and sharp looking solution to all cabinetry and furniture solution. The addition of laminex further stabilises the Hoop pine to increase longevity.

Price Guide



Choose a finish to seal your selected base material.

Note: Price symbols are a relative indicator of material cost




Hoop Ply + SW Finishes (MPSP) (\$\$\$)

Hoop Pine + So Watt Finishes are a great way to capture the uniqueness of natural materials while still adding colour. It is ideal for all cabinetry and furniture solutions.



Hoop Ply + Defy Plastic (MPSP) (\$\$\$)

Made in NSW from local post consumer plastic like shampoo and milk bottles, this solid HDPE material is 100% waterproof with every sheet offering a unique pattern.



Hoop Ply + Fenix (MPSP) (\$\$\$\$)

The award winning Italian laminate, Fenix have antibacterial and thermal self healing properties. Making it ideal for combining with Hoop Ply for all cabinetry and furniture solutions.



Blackbutt Ply + Clear (BB) (\$\$\$\$)

Blackbutt ply has a warm depth that permeates from it, with every layer made from Blackbutt. It is exclusively made in Australia and is exceedingly hard and durable.



Spotted Gum Ply + Clear (SG) (\$\$\$\$)

Spotted Gum ply has a dark grandeur about it with a rippling movement over the surface. Australian made, it is exceedingly hard and durable.

50 WATT

Furniture, Objects
and Spaces

DESIGN

AUS

~~ORDINARY~~

