

# 24" Industrial-Duty 7 1/2 HP Resaw Bandsaw



SB1123

SB1123



# 24" Industrial-Duty 7½ HP Resaw Bandsaw


## SPECIFICATIONS

- Motor: 7-1/2 HP, 220V (prewired) or 440V
- Power requirement: 220V, 3-phase, 20A or 10A at 440V
- Max. cutting width left of blade: 24-3/8"
- Max. cutting height (resaw capacity): 16"
- Table size: 23-5/8" x 33-1/2"
- Table tilt: 5 °L–45°R
- Floor-to-table height: 33"
- Blade guides: Ball-bearing, upper & lower with thrust bearings
- Blade size: 181" (1/4"–1-1/2" wide)
- Blade speed: 5300 FPM
- Footprint: 23-1/2" x 41-1/2"
- Overall dimensions: 48" W x 32" D x 83-1/2" H
- Approximate shipping weight: 948 lbs.

## FEATURES

- Strongest rack-and-pinion table tilt mechanism in the industry maintains table squareness while supporting the heaviest loads
- Precision-ground cast-iron table with cast-iron trunnion
- Two 4" dust ports
- Computer-balanced cast-iron wheels
- Foot-operated brake system
- Quick-change blade release/tensioner
- US based customer service and technical support

Made in an ISO 9001 factory



## PRECISION, POWER, AND CAPACITY FOR HIGH-OUTPUT, INDUSTRIAL USE.

This professional-level, high-production bandsaw from South Bend is a top-end powerhouse with its massive 24-3/8" throat and 16" resaw capacity, powered by a 7-1/2 HP motor. It's the largest capacity, most impressive wood-cutting bandsaw we offer— built to meet the most demanding of jobs and made for industrial production work.

Dual ball-bearing blade guides and rack-and-pinion table adjustments provide precision and ease of use, while computer-balanced cast-iron wheels, an extra-large 23-5/8" x 33-1/2" x 2" thick precision-ground cast-iron table, and cast-iron trunnions all work together to minimize vibration. To add to this saw's industrial capabilities, South Bend's table tilting mechanism is the strongest in the industry, allowing you to put the heaviest loads on the table without losing squareness. This saw is a true joy to use!

The 24" Industrial-Duty 7-1/2 HP Resaw Bandsaw is built to true South Bend high-precision industrial standards and comes with a 2-year warranty. If unstoppable power, large capacity, and absolute dependability are a must for your production shop, there is simply not a better saw on the market to meet your demands.

## BUILT TO TRUE SOUTH BEND HIGH-PRECISION INDUSTRIAL STANDARDS



The manual was written by our U.S. based Technical Documentation Department and is packed with useful information. The complete and easy to read manual provides full instructions on how to assemble and maintain your bandsaw.

The South Bend Customer Service and Technical Support Teams are U.S. based. Parts and accessories for the bandsaw are available on-line and shipped from the South Bend parts warehouse in Springfield, MO.

## WARRANTY INFORMATION

South Bend Tool Company warrants every product it sells for a period of 2 years to the original purchaser from the date of purchase. We make every effort to ensure that our products meet high quality and durability standards so that you never need to use the warranty. Please feel free to write or call us if you have any questions about the machine or the manual.

for more information visit [www.southbendtools.com/warranty-information](http://www.southbendtools.com/warranty-information)



Because quality and precision are timeless.

[www.southbendtools.com](http://www.southbendtools.com)

[sales@southbendtools.com](mailto:sales@southbendtools.com)

(360) 734-1540