

Head Massager

User manual

Edition: 20220310

1

Head Massager

Enjoy suitable Home beauty massager

! Notes

- Use this device only for its intended use as described in this manual.
- Pregnant women should follow doctor' s advice.
- Do not use near area with metal prosthesis, such as eye balls, inner ear, bone areas and joints.
- Prohibit use in vein or arterial pathology areas or Patients with Thrombophlebitis or Blood Coagulation Precedents.
- Avoid physical impact.
- Only use according to the user manual; Prohibit disassemble, transform, maintenance or retrofit the product.
- Please store the device in a clean and stable place; Do not store in a place overheated or over cold; Keep away from fire, such as stove.
- Unplug the plug after charge.
- Keep the device away from children.

2

Head Massager

Enjoy suitable Home beauty massager

Instruction

Please read the user manual carefully before you use the appliance and keep it for future reference.

Specification

Weight(main device): 272g

Weight(base): 25.2g

Size(main device): 94 (L) x96 (W) x123.5 (H) MM

Size(base): 94 (L) x62 (W) x33 (H) MM

Power supply: AC100-240V 50/60HZ;
DC5V==

Charging time: ≤180minutes

Timer: 10minutes

Battery life: 15times use after full charged

Waterproof Level: IPX7 (Device only,
charging base is not waterproof)

Full set including

1. Main device
2. USB Charging cable
3. Charging base
4. User manual

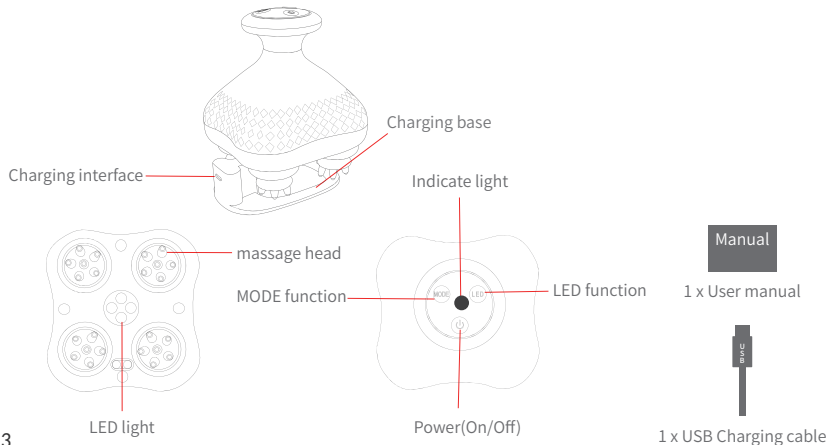
2

3

Head Massager

Enjoy suitable Home beauty massager

Part Show

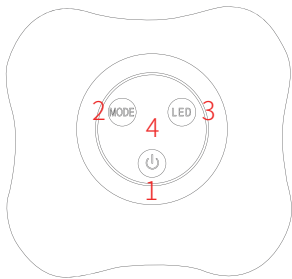


4

Head Massager

Enjoy suitable Home beauty massager

How to use



- 1. Button 1:** 1.5S press to turn it on and default mode on massage in low frequency and LED; 1.5S press to turn off;
- 2. Button 2:** Touch slightly to massage in high frequency then to low frequency alternatively
- 3. Button 3:** LED on/off switch;
- 4. Button 4:** Charging indicator.
Red light on: in the charging.
Red light off: fully charged .

5

Head Massager

Enjoy suitable Home beauty massager

Function introduction

Adopted ergonomic design, new massage ways, and intelligent multi modes, it can be used for unclogging scalp, promoting blood circulation, taking out dandruff and stopping itchy , relieving fatigue and getting better night's sleep.

MODE: Alternatively between two massage modes;

LED: When the red light in on scalp, it can stimulate follicle, accelerate hair growth, enhance hair tenacity, reduce hair-loss, keep the elasticity, and make hair glossy.

6

Head Massager

Enjoy suitable Home beauty massager

Usage method

Please start on the daily cleaning before using this device on hair with constant speed.



1. Massage clockwise
on side of head



2. Massage clockwise
on top of head



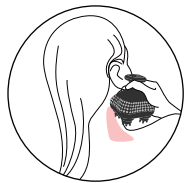
3. Massage to and fro
on forehead.

7

Head Massager

Enjoy suitable Home beauty massager

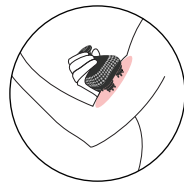
Usage method



4. Massage up and down
on back neck.

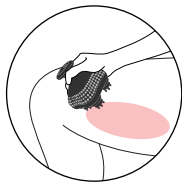


5. Massage to and fro
along shoulders.

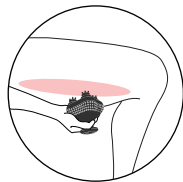


6. Massage up and down
along upper arms.

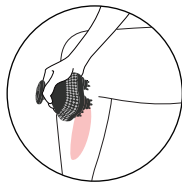
Usage method



7. Massage up and down along outer thigh.



8. Massage up and down along inner thigh.



9. Massage up and down along inner calf
(Please not use it on knee).

Maintenance and service

- Before cleansing the device, make sure it is turned off, and do not connect with power supply;
- After each use, cleanse the device with a wet cloth and then keep it in a dry and cool place;
- Personal use only; Do not share the device with others;
- Keep the liquid tank dry and clean after each use.
- Keep this user manual for future reference.

Fault and maintenance

If the device does not work properly, please check following:

- Make sure the device fully charged;
- Make sure press the "Power" button and Working indication light lights up;

10

Head Massager

Enjoy suitable Home beauty massager

Waterproof

Waterproof: IPX7

