





- You will need :**
- Green pipe cleaners
 - Red or pink pompoms
 - Glue gun





Start by shaping a pipe cleaner into a circle, twisting the ends together so it stays in place.



Get another pipe cleaner, and at one end wrap this around the circle, twisting it on top of itself to stay secure.



Link the other end of the pipe cleaner to directly the opposite side of the circle forming an arch, and do the same on the opposite side with another pipe cleaner, which will form a cross pattern at the top.



Repeat this again in the gap that is missing so it starts to resemble a cactus shape. Just to note, using different lengths of pipe cleaner will bring out different results to the size and shape of your design!



Glue on a pom pom to the top of the cactus (where the pipe cleaners meet at the top).



You have your cactus ornament ready for pride of place on the mantelpiece! Keep practising your creations to create your own cacti wonderland!

