

**You will need :**


- 1 x Toilet roll tube
- Red Crepe paper
- Orange crepe paper
- Yellow crepe paper
- Googly eyes
- Card
- Pom poms
- White pipe cleaner
- Craft glue or glue dots

1




Cover your toilet roll inner with red paper.

2



Cut ear shapes from matching card, with a small tab on the end for attaching to the tube. Glue the tab of the ears to the inside of one end of the tube.

3



Create your dragon's mane by cutting a piece of crepe paper big enough to wrap around the tube and 10cm wide, fold in half and cut edges. Attach to the outside of the same end of the tube as the ears by adding a line of glue and wrapping the mane around.

4




Glue 2 small pom-poms to the tube in front of the mane and ears and attach googly eyes to the pom-poms to create the dragon's eyes.

5




Cut a pipe cleaner in half. Fold one of these halves in half and twist together to create fangs. Glue these inside the opposite end of the tube.

6



Twist the second half of the pipe cleaner into a moustache shape and glue top the top of the tube above the fangs. Glue 2 mini pompoms behind the moustache to create nostrils.

7



Cut thin strips of orange, red and yellow crepe paper, twist together at one end and glue the twisted end to the inside of the tube behind the fangs.