




ARCTIC BLONDE




TEMPERANCE




ALUNA




SWEET JAR




BALI SAND



WINTER'S BREATH




ELFIN




BATCH LOAF




SILVER MOONLIGHT



LOWLAND



ALABASTER WHITE



SUBTLE



OLD BONE



MALLOW STEM




GOYA



SILK SEAL




RECOLLECTION




FORAGING




VINTAGE SILVER



CONTRAST



FRENCH WHITE



OYSTER BED



PINE MARTEN



CITY DUSK




KERRY PIPPIN



SILVER BIRCH




LONG WEEKEND



ESKER RIDGE




DOLMEN




BURROWING



MINIMAL



SODA BREAD



ICED FLOAT



THRESHER



SORREL



STANDING TALL



PETROL




WATCH HOUSE




GREY WOLF




FURZE LANE



EARNEST



CHERISHED WHITE



UNVEILED



STIRRUP STEEL



STOREHOUSE



SWEET CAPER



JUNIPER WHORL




COVERT FEATHER




GENESIS



SOURCE



KITTIWAKE



SPRING'S CALL



CHESTNUT PINK



WOLFHOUND



NETTLE SOUP



FOUR ARCHES



MUSSEL



REINVENT



DRESSAGE



PROFOUND

INTERIOR FINISHES

CERAMIC MATT

Stain-resistant, washable interior paint with added ceramic microsphere technology - great for interior walls and ceilings. Perfect for busy places where a matt finish is preferred. **A flat matt finish that is silky smooth.**

CERAMIC MATT | 3% SHEEN*
Typical Coverage** | 8-12m²/L

INTERIOR MATT

A durable, wipeable interior paint with a smooth matt finish. Ideal for interior walls and ceilings. Formulated to help conceal surface imperfections. **Smooth matt finish.**

INTERIOR MATT | 3% SHEEN*
Typical Coverage** | 8-12m²/L

SOFT SHEEN

Durable, washable interior paint with a gentle illuminating finish. Ideal for walls in kitchens, bathrooms or where a soft sheen finish is preferred. **Gentle, illuminating finish.**

SOFT SHEEN | 7% SHEEN*
Typical Coverage** | 8-12m²/L

TRIM FINISHES

EGGSHELL[†]

FOR INTERIOR & EXTERIOR USE
Waterbased alkyd for wood and metal, with virtually no odour. Its discreet low-sheen finish will give woodwork a profound richness. **Gentle sheen that still has a tough, easy-clean finish.**

EGGSHELL | 25% SHEEN*
Typical Coverage** | 10-15m²/L

SATIN[†]

FOR INTERIOR & EXTERIOR USE
Waterbased alkyd for wood and metal, with virtually no odour. A popular lower sheen paint that delivers a tough, easy-clean finish. **A lower sheen finish than gloss.**

SATIN | 45% SHEEN*
Typical Coverage** | 10-15m²/L

GLOSS[†]

FOR INTERIOR & EXTERIOR USE
Waterbased alkyd for wood and metal, with virtually no odour. Exceptionally hard wearing and easy to clean. **Superb high-gloss finish.**

GLOSS | 80% SHEEN*
Typical Coverage** | 10-15m²/L

Colour above: Grey Wolf. *Typical sheen levels. **Coverage depending on substrate. We always recommend using 2 coats. † Some surfaces may require an appropriate primer.

HISTORIC COLLECTION

Colourtrend Historic is a collection of classic colours inspired by the skills and traditions of artisan colour craftsmen. This luxury collection will give your space an enduring sophistication.

The Colourtrend Historic Collection has 100ml Interior Matt tester pots available in all 88 colours, for you to test your colour around your home. We also have A5 real paint panels available to make choosing the right colour for your home even easier.

The Colourtrend Historic Collection of colours is available in all Colourtrend finishes:

For your inside walls:

- Interior Matt
- Ceramic Matt
- Soft Sheen

For your woodwork & metal, interior & exterior:

- Gloss
- Satin
- Eggshell

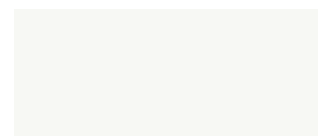
For your outside walls:

Weather Exterior Masonry Paint


Only Colourtrend quality comes in a Colourtrend can. Matching our colours in another paint will not give you the colour, finish or the quality you desire... and deserve.




WHITES




Milk Teeth




Stuccowork



Willow White




Piano Key




Dairy Parlour



Salter Stone




Wedding Bouquet



Cream Tea



Ha'Penny White




Lace Glove



Shell Cove



Nude Bisque




Eiderdown



Ivory Tusk



Linen Basket



Cashmere Wrap



Afternoon Tea



Nordic White



Porcelain Doll



Baked Alaska



Spinifex



Boathouse White



Turner White



Pale Brown

GOLDS



Victorianna



Barley Cove



Fleur Jolie



Jodhpur



Breakfast Room



Treacle Pudding



Morning Bouquet



Delphi



Pineapple Slice



French Mustard



Circus Stripe



Lemon Curd



Gorse Bush



Grainstore



Turmeric



Tobacco Plant

REDS



Tuscan Tile



Foxmount



Kimono



Pink Chocolate



Tealeaf



Baked Plum



Boudoir



Grafton Port

BROWNS



Parson's Stone



Trellis



Linen Cupboard



Greek Tea



Porcino



Hunters Mount



Travelling Chest



Peat Basket

GREENS



Chinese Whisper



Scullery Green



Jade Trinket



Cooks Garden



Laurel Avenue



Vicarage Gate



Gris Verte



Christmas Wreath



Greengage



Schoolroom Green



Palm House Fountain



Keystone



Corbally



Levrett




Fairy Fort



Bridle Path

BLUES



Goose Down



Icehouse



Midsummer Night



Ormond Wash



Grey Door



Blue Folly



Cobalt Frieze



Pantry Blue



Larkspur



Merrion Blue



Dragonfly Wing



Priory Wall



Ox Vein



Peacock Blue



Templar Grey



Inkwell

Colourtrend

Why choose Colourtrend Weather?

Colourtrend Weather exterior masonry paint is a pure acrylic, premium quality paint specially formulated to meet the demands of Irish weather - good and bad - to give your home longer lasting good looks. Colourtrend Weather is mould and mildew resistant, has excellent spread and coverage, is easy to clean and resists dirt pick-up.

The Colourtrend Weather Collection has been specifically selected to work in harmony with the Irish landscape and to offer you the best protection against extreme weather conditions. The earth pigments used to create the palette mean the colours will blend beautifully into any landscape, urban or rural, and on all types of property, large or small - giving your home long-lasting good looks, whatever the Weather!

Preparation & Application

Only Colourtrend quality comes in a Colourtrend can - and matching our colours in another paint will not give you the colour, the finish or quality you desire... and deserve. While there are many different types of paintable surface, the "Three Musts" always apply. The surface must be clean, must be dry, must be sound. Obeying the "Three Musts" is the only way to ensure a good paint job. While the first two are self-explanatory, the third "Must" means that all loose or flaking material must be removed before you begin painting.

Masonry:

Colourtrend Weather Exterior Masonry paint can be brush, roll or spray applied. Use Colourtrend Weather Stabilising Primer to prepare any powdery masonry surface and treat any mould or algal growth with Colourtrend Weather Fungicidal Wash before you begin.

Woodwork:

Colourtrend Gloss, Satin and Eggshell should be applied with a brush for best results. For longer durability, gloss is recommended for exterior use. Fill any cracks or holes with a good quality exterior filler, rub down with a damp cloth to remove any dust and allow to dry. When painting exterior woodwork, always prime bare wood - for the best primer for your type of wood, talk to your Colourtrend expert.

...we make it easy to
protect your home *and*
keep it looking beautiful...

PLINTHS & TRIMS

The smaller chip colours are great plinth and trim colours. They also look great when used as your principal masonry colour with the trim highlighted in complementary lighter colours.



Classic White



Powdered Shell



Mucky Swan



Wild Garlic




Portland Dock




Fluffy Cloud




Saltee




Morning Mist



Stonework



Solstice




Oslo



Lorelei



Spring Tide



Anu



Connecticut




Heron Island




Palladian White




Larch Hill



Churchyard



Wild Mink



Book of Kells



Newgrange




Callan




Little Egret



Wheaten



Taupe




Valkriss



Irish Elk



Bunratty



Cyclone



Heathcliff



Isobar

SUGGESTED GLOSS COLOURS



Georgian Gold



Delicate Duck Egg



Skipper



Curragh Green




Bramble



Ruby Vermillion



Natterjack



Bitter Chocolate




Baggot Street



Brickstock



Burren Fen



Raglan Road



Ben Bulbin



Black