

# MASTERTEMP® HEATER

## HIGH PERFORMANCE & EFFICIENT GAS HEATERS



### FEATURED HIGHLIGHTS:

- Heats up fast so no long waits before enjoying your pool or spa
- Best-in-class energy efficiency\*
- Manual gas shut-off when service is required
- Eco-friendly MasterTemp® Heater is certified for low NOx emission and outperforms industry standards
- Rotating digital display allows for easy viewing
- Tough, rustproof exterior handles the heat and weathers the elements
- 2 year limited warranty.\*

MasterTemp® heaters offer all the efficiency, convenience and reliability features you want in a pool heater, plus a lot more. As easy to use as your home heating system, plus, user-friendly indicator lights make system operation and monitoring a snap.

The compact design and super-quiet operation won't intrude on your poolside leisure time. Heavy-duty (HD) unit with cupro-nickel exchanger stands up to the harshest of applications, like low pH, high flow or heavy use.

### ORDERING INFORMATION

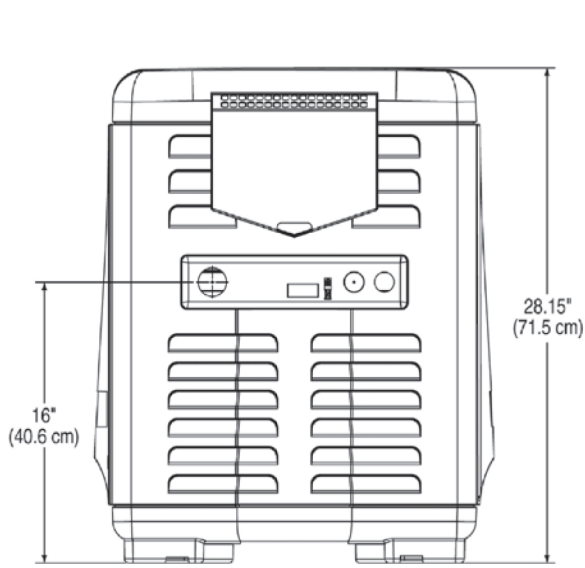
Product	Description	Gas Type	BTU (000's)	Carton Dim.	Carton Weight (Kgs.)	Pallet Qty.
<b>MASTERTEMP HEATERS</b>						
460946	MasterTemp Heavy Duty 200HD	Natural	200	673x889x762	58	4
460949	MasterTemp Heavy Duty 200HD	Propane / LPG	200	673x889x762	58	4
460945	MasterTemp Heavy Duty 300HD	Natural	300	673x889x762	61.7	4
460948	MasterTemp Heavy Duty 300HD	Propane / LPG	300	673x889x762	61.7	4
460944	MasterTemp Heavy Duty 400HD	Natural	400	673x889x762	63.5	4
460947	MasterTemp Heavy Duty 400HD	Propane / LPG	400	673x889x762	63.5	4
<b>ACCESSORIES</b>						
SF43-11-06	6" Flue Adaptor				-	-
SF43-11-08	8" Flue Adaptor				-	-
461031	Direct Air Intake Kit				-	-
801954	Flow Switch 50mm Spigot (requires 2 x 50mm F-F PVC couplings)				-	-
802010	External Inlet High Limit Switch Kit				-	-
801964	Sacrificial Anode (2" Saddle Clamp)				-	-

**Note:** The MasterTemp® Heater is certified for low NOx emissions. \*Heavy Duty (HD) Cupro-Nickel Heat Exchanger 82% Efficient.

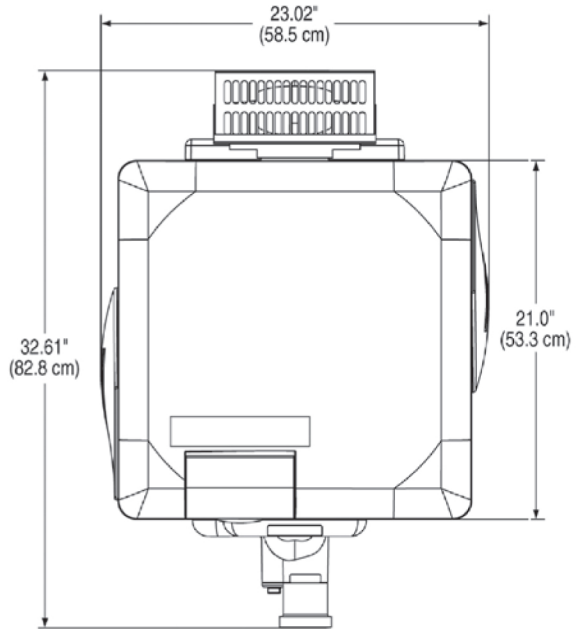
# MASTERTEMP<sup>®</sup> HEATER

HIGH PERFORMANCE & EFFICIENT GAS HEATERS

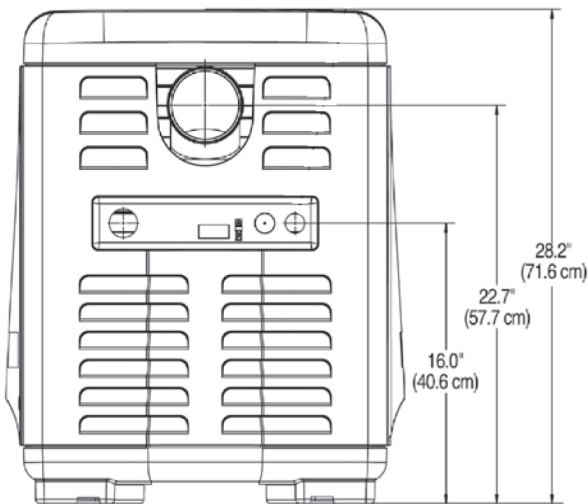
## DIMENSIONS AND PERFORMANCE\*



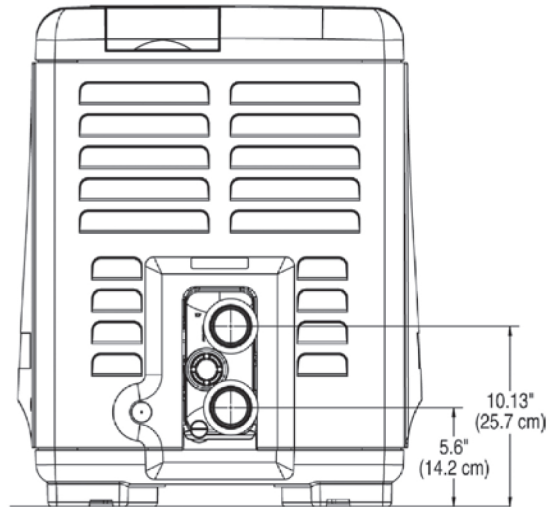
▲ EXHAUST SIDE  
(COWEL ON)



▲ TOP VIEW



▲ EXHAUST SIDE  
(COWEL OFF)



▲ PLUMBING SIDE

\*All dimensions in mm.