



43SOUTH

FARM & INDUSTRIAL PRICE LIST

2024



PENTAIR
SOUTHERN CROSS

PENTAIR
ONGA

PENTAIR
JUNG PUMPEN

caprari
pumping power

RIVERSCREEN.





43SOUTH DELIVERING QUALITY BRANDS BACKED BY A KNOWLEDGEABLE & PASSIONATE TEAM

OUR STORY

43South is a New Zealand Family owned and operated business focused on delivering a brilliant customer experience. Our story started in 2017, bringing a fresh approach to the industry. We specialise in pumps, motors, filtration, and aquatic products and pride ourselves on our family of brands.

We value building great relationships with our distributors and customers, without them our business would not be possible. The team at 43South has an active part in our local community, supporting charities and organisations close to home.

We're here to help, here when you need us, and here for the long haul!

You and your customers can rely on a high level of technical support and local industry knowledge. Bigger isn't always better - as a local company, we are remarkably agile. Our team will get onto it quickly and professionally, saving you time and headaches.

Our team is diverse and comes from a range of different backgrounds - we have a lot of different experiences and areas of expertise to bring to the table! One thing we all have in common: we're excited to be part of a keen company that's up for the challenge of taking on bigger multinational companies.



CONTENTS

FARM PUMPS 3

IntelliMaster	4
43South - 10 Bar Pressure Tanks	5
43South - 16 Bar Mega-Plus Pressure Tanks	6
500 Series	7
SSS Series	8
JJ Series	9
Junior Jet Farmmaster Pump	9
Shallow Well Performance	10
Deep Well Performance	11
JJ Series - Accessories	12
OJ Series	13
Jet Farmmaster Pump	13
OJ700 - Shallow Well Performance	14
OJ800 - Shallow Well Performance	15
OJ700-800 SERIES - Shallow Well Accessories	16
OJ Series - Deep Well Performance	17
OJ700-800 SERIES - Deep Well Accessories	18
OJ-E SERIES	19
Hi-Flo 112	20
14 Series	21
400 Series	22
12 Series	23
18 Series	24
15 Series	25

BLAZEMASTER 27

Single Stage	28
Twin Stage	31
TorrentMaster	34
MiniBlaze	35
HTP750VR Polypump	36
HTP1600V	37

VERTICAL MULTISTAGE 39

SBI Series	40
------------	----

END SUCTION ISO PUMPS 58

Starline Selection Chart	59
Starline	60
Starline Parts	68
ISO Sovereign	70
PW Series	72
PT Series	73
ISO Pro	74

ELECTRIC MOTORS 77


Teco - Max-E3 Premium Severe Duty	78
2 Pole	79
4 Pole	80
6 Pole	81
8 Pole	81
Tect - Te3 Cast Iron	82
2 Pole	83
4 Pole	84
6 Pole	85
WEG - W21 Motor	86
WEG - W22 Motor	87

RIVERSCREEN 89

Riverscreen & Motor Drive Kit	90
-------------------------------	----

TERMS & ENGINEERING 91

Terms & Conditions of Trade	92
Engineering	94



FARM PUMPS

FARM PUMPS

INTELLIMASTER - Multistage Variable Speed Pump



NOTHING BUT THE BEST

The Intellimaster variable speed pumps are the latest innovation from Pentair Onga. Every feature of the Intellimaster pump range has been engineered to answer the needs of today's savvy buyer; high efficiency, reliability and low maintenance.

ENVIRONMENT-FRIENDLY & ENERGY EFFICIENT

The Intellimaster series of pumps are your perfect environment friendly, energy saving choice. The variable speed drive adjusts the pump speed in relation to water demand ensuring constant pressure all of the time. Consuming significantly less power when compared to a conventional fixed speed pump of the same size.

EASY TO INSTALL. EASY TO OPERATE

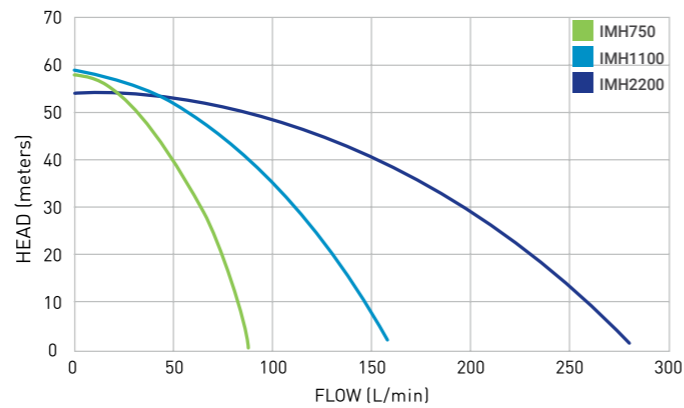
Intellimaster kits include chosen pump model, variable speed frequency drive, five-way tee, pressure transducer and 8L pressure tank - offering the complete package for easy installation with no additional fittings required.

KEY FEATURES

- High efficiency, reliability and low maintenance.
- Large LCD Display with adjustable pressure set point.
- 16Bar Transducer, pressure gauge.
- Stainless Steel five-way tee with inbuilt non-return valve.
- Quiet operation.
- Fan-cooled motor with inbuilt thermal overload.
- Maximum Head - 58 m.
- Maximum Flow - 270 lpm.

APPLICATIONS

- Domestic pressure system.
- Pressure boosting.
- Irrigation and garden water supply.
- Water transfer.
- Stock water.



AS/NZS 4020 CERTIFIED



PERFORMANCE TABLE

Model	Motor Rating (kW)	Weight Approx. (kg)	Pump Inlet	Pump Outlet
Intellimaster 750k	0.75	19	1" BSP (Female)	1" BSP (Female)
Intellimaster 1100k	1.1	19	1 1/4" BSP (Female)	1" BSP (Female)
Intellimaster 2200k	2.2	28	1 1/2" BSP (Female)	1 1/4" BSP (Female)

INTELLIMASTER PRICING

		43SP8
Model	Code	Price
Intellimaster 750k	IMH750K	\$2,521.94
Intellimaster 1100k	IMH1100K	\$2,859.60
Intellimaster 2200k	IMH2200K	\$3,897.80



PRESSURE TANKS

43SOUTH - 10 Bar Rated Pressure Tanks



A pressure tank is an essential part of a pressurised water system that provides water pressure at a set level. The tank stores supplemental water between diaphragm and liner. This process reduces the number of times the motor needs to start in order for the system pressure to remain at the set level.

A properly sized pump and pump tank will work as a team to meet your needs and will deliver many years of dependable service.

KEY FEATURES

- Seamless Connector – Patented Leak Safe Technology with Welded 304 Stainless Steel Connector.
- PP Liner – FDA Polypropylene Liner.
- Air-Seal Diaphragm – NSF Certified Butyl Rubber Diaphragm, 100% Air Seal.
- Welding Zone – Pressure Equipment Directive Certified Welding Structure.
- Coating – Triple Coating Rust Protection.

VERTICAL PRESSURE TANKS - PERFORMANCE TABLE

Model/Code	Total Tank Volume (Litre)	Draw off Volume (Litre)	Diameter (cm)	Height Incl. Base (cm)	Box Dimensions L x W x H (cm)	Net Weight (kg)	Gross Weight (kg)	Connection (Inch)	Price
43SPT-003*	3	1	13	21.5	31 x 30 x 24	4.1	4.7	1/4	\$76.68
43SPT-008*	8	3.5	20.3	29	21.5 x 21.5 x 31.5	1.9	2.3	1	\$121.32
43SPT-018*	18	9.5	28	39	28.5 x 28.5 x 39.5	3.3	3.7	1	\$125.90
43SPT-024*	24	11.5	29.5	41.5	31 x 31 x 44.5	3.9	4.8	1	\$164.81
43SPT-060	58	42.8	38.1	60	41 x 41 x 61	9.7	11	1	\$404.01
43SPT-080	80	50	38.1	78	41 x 41 x 81	13.1	14.6	1	\$587.13
43SPT-100	100	58.5	38.1	99.5	41 x 41 x 101	16.6	18.4	1	\$677.54
43SPT-130	130	85.6	55.9	78.5	56 x 56 x 76	21	24.5	1 1/4	\$812.60
43SPT-160	160	115	55.9	92.1	56 x 56 x 92	24.5	27.8	1 1/4	\$1,229.19
43SPT-240	240	140	55.9	116.6	56 x 56 x 118	34.9	37.7	1 1/4	\$1,600.00
43SPT-300	300	167	55.9	145.6	56 x 56 x 147	41.1	47.1	1 1/4	\$1,811.74
43SPT-450	450	360	65	140	69 x 69 x 144	56.5	61.5	1 1/4	\$2,477.84

HORIZONTAL PRESSURE TANKS - PERFORMANCE TABLE

Model/Code	Total Tank Volume (Litre)	Draw off Volume (Litre)	Diameter (cm)	Height Incl. Base (cm)	Box Dimensions L x W x H (cm)	Net Weight (kg)	Gross Weight (kg)	Connection (Inch)	Price
43SPT-024H	24	11.5	29.5	41.5	31 x 31 x 44.5	3.9	4.8	1	\$189.99
43SPT-060H	58	42.8	38.1	60	41 x 41 x 62	9.7	11	1	\$385.70
43SPT-080H	80	50	38.1	78	41 x 41 x 81	13.1	14.6	1	\$534.48

* Pressure tank has no base.

RESIDENTIAL WATER

43SOUTH - 16 Bar Mega-Plus Pressure Tanks



MegaPlus Pressure tank is an essential part of a pressurized water system that provides water pressure at a set level. The tank stores supplemental water between diaphragm and liner, and the pressurized air chamber is able to create a supply circle. This process reduces the number of times the motor needs to start in order for the system pressure to remain at a set level.

The tension of the diaphragm maintains water pressure within the system, ensuring proper operation of the dishwasher and washing machine, and robust flow for showering and bathing. MegaPlus provides high water pressure solution for the high rise building and the long distant pressure support. Ensuring the water system works efficiently and energy saving with no maintenance.

KEY FEATURES

- Rubber Diaphragm membrane type pressure tank:
 - 16 Bar High Pressure Booster Water System
 - Water Machining
 - Fire system
 - Water Jet, 1.5L per Min Flow Rate
- Polypropylene liner and the diaphragm membrane create a water zone to avoid water contact with the tanks metallic surface, so the tank is able to be used for drinking water
- The Stainless steel water connector is the perfect connection for water pipe
- Epoxy powder exterior painting to guarantee a high level of protection against oxidation

OPERATING CONDITIONS

- Shell: Cold rolled Carbon Steel
- System Connection: 304 Stainless Steel connector
- Coating: Triple coated liquid paint
- Diaphragm: Heavy-Duty butyl rubber
- Liner Material: FDA grade polypropylene
- Factory Pre-Charge: 4 Bar / 58 PSI
- Max Working Temperature: 93°C / 200°F
- Max Working Pressure: 16 Bar / 232 PSI

16 BAR

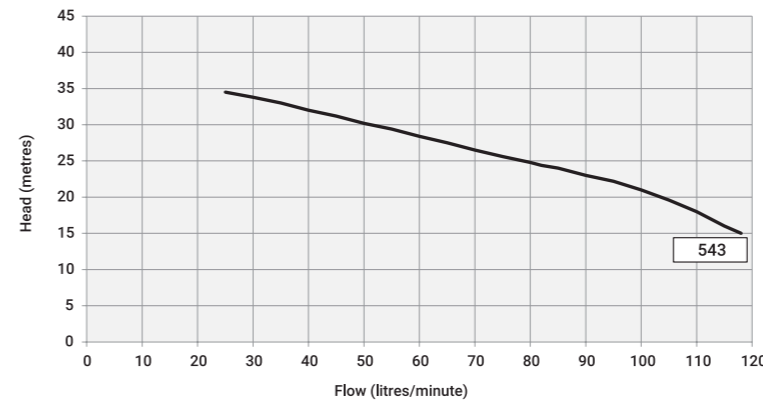


16 BAR MEGA-PLUS PRESSURE TANKS - PERFORMANCE TABLE

Model	Total Tank Volume (Litre)	Accept Volume (Litre)	Diameter (cm)	Height Incl. Base (cm)	Box Dimensions L x W x H (cm)	Net Weight (kg)	Gross Weight (kg)
MEGA-24	24	11.5	29.0	41.5	30.3 x 30.3 x 43.5	4.4	5.3
MEGA-80	80	50.0	39.0	77.0	40 x 40 x 79.7	15.3	16.8
MEGA-100	100	58.5	39.0	96.3	40 x 40 x 98.3	19.9	21.7
MEGA-240	240	140	55.0	119.0	56 x 56 x 118	39.4	42.2

16 BAR MEGA-PLUS PRESSURE TANKS - PRICING

Model	Code	Price
Tank Pressure 43S 24Lt 1" BSP FS High Pressure	43SPT-024-MEGA	\$332.57
Tank Pressure 43S 80Lt 1" BSP PB High Pressure	43SPT-080-MEGA	\$1,260.97
Tank Pressure 43S 100Lt 1" BSP PB High Pressure	43SPT-100-MEGA	\$1,524.26
Tank Pressure 43S 240Lt 1-1/4" BSP SB High Pressure	43SPT-240-MEGA	\$2,222.14



FARM PUMPS

500 SERIES - Moulded Jet Farmmaster Pump

Horizontal single stage centrifugal pump, jet and venturi assisted. Closed impeller for pumping clean non-aggressive liquids without solids or fibres in suspension.

Manufactured from industrial grade corrosion resistant thermoplastic, close coupled to a double award winning TEFC electric motor.

KEY FEATURES

- Industrial grade corrosion resistant thermoplastic.
- No moving parts down bore.
- Built-in check valve.
- Shallow well lifts to 7.6m.
- Manual or automatic system.
- Maximum head - 34m.
- Maximum Flow - 118lpm

APPLICATIONS

- Domestic, industrial or rural pressure pump for use as a manual or an automatic pressure system.
- Stock watering, irrigation and water transfer.
- Option of a large range of water sources including tanks, bores, dams, creeks, and rivers.

PERFORMANCE TABLE

Model	Pressure Switch Setting (kPa)	Suction Depth (m)	Total Head in Metres					Maximum Pump Pressure (kPa)
			15	21	27	34	40	
543	210 - 350	0	117	105	65	28	-	390
		3	94	84	52	22	-	360
		6	67	60	37	16	-	330
		7.6	47	42	26	11	-	315

ELECTRICAL DATA

Model	Type of Current	Voltage ± 10%	Frequency Hz	Motor Rating kW		Nominal RPM	Current Ampere	Locked Rotor Current	Motor Protection	Insulation Class	IP Rating
				P1	P2						
543	1-phase	230	50	1.4	1.1	2900	6.4 A	42 A	Auto	B	IP 44

500 SERIES PRICING

Model	Code	kW/Phase	Price
543 - Pump only	354300	1.10 / 1Ø	\$2,221.02
543 - Pump + Pressure Switch + 58L Pressure Tank	354300K	1.10 / 1Ø	\$2,610.21

FARM PUMPS

SSS SERIES - Stainless Steel Centrifugal Pump



Designed by Pentair with the highest quality, performance and efficiency standards, the SSS range of Stainless Steel pumps are suitable for a wide range of agricultural, commercial and industrial applications.

Suitable for pumping clean, non-aggressive liquids without solids or fibres in suspension.

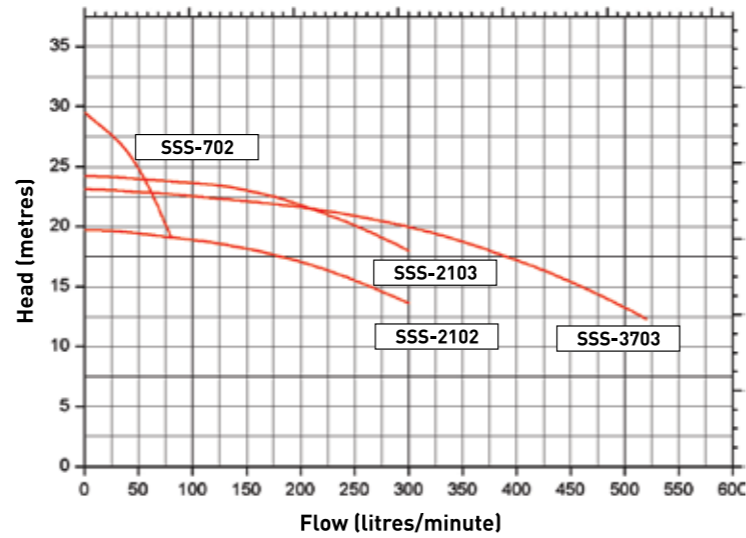
KEY FEATURES

- Easy installation and operation.
- SS304 wet end.
- Continuously rated.
- Built-in thermal protection (only for models SS-702, SSS-2102).
- Maximum Liquid Temperature: 85°C

APPLICATIONS

- Agricultural.
- Commercial.
- Industrial.
- Water Transfer.
- Wash Down.
- Mild Chemical Use*

* Viton seal kits are available for mild chemical use.



PERFORMANCE TABLE

Model	Power		l/min m ³ /h	Flow (litres/minute)																			
	kW	HP		0	30	40	60	80	100	120	140	160	180	200	250	300	350	400	430	480	520		
SSS 702	0.55	0.75	H(m)	29.5	27.3	23.4	19.1																
SSS 2102	1.1	1.5		19.7						18.7	18.3	18.0	17.5	17.1	15.6	13.6							
SSS 2103	1.5	2.0		24.2						23.5	23.2	22.8	22.4	21.8	20.2	18.0							
SSS 3703	2.2	3.0		23.1											21.7	20.9	20.0	18.8	17.2	16.2	14.2	12.3	

SSS SERIES PRICING

Model	Code	kW/Phase	Price
S/Steel Pump 1ph 0.55KW	SSS702	0.55 / 1Ø	\$742.83
S/Steel Pump 1ph 1.1KW	SSS2102	1.10 / 1Ø	\$935.41
S/Steel Pump 1ph 1.5KW	SSS2103	1.5 / 1Ø	\$990.44
S/Steel Pump 1ph 2.2KW	SSS3703	2.2 / 1Ø	\$1,128.00



FARM PUMPS

JJ SERIES - Junior Jet Farmmaster Pump

Horizontal single stage centrifugal pump, jet and venturi assisted. Closed impeller for pumping clean non-aggressive liquids without solids or fibres in suspension. Constructed in cast iron with precision moulded internal components, they are built for many years of hard work.

KEY FEATURES

- Injectors to suit a large range of applications.
- Shallow well lifts up to 7.6m.
- Deep well lifts up to 37m.

APPLICATIONS

- Domestic, industrial or rural pressure pump for use as a manual or an automatic pressure system.
- Stock watering, irrigation and water transfer.
- Option of a large range of water sources including tanks, bores, dams, creeks and rivers thanks to various injector combinations.

ELECTRICAL DATA

Model	Type of current	Voltage ± 10%	Frequency Hz	Motor Rating kW		Nominal RPM	Current Ampere	Locked Rotor Current	Motor Protection	Insulation Class	IP Rating
				P1	P2						
JJ400	1-phase	230	50	1	0.75	2900	4.5 A	19 A	Auto	B	IP 55
JJ600	1-phase	230	50	1.4	1.1	2900	6.4 A	42 A	Auto	B	IP 44
JJ600	3-phase	400	50	1.5	1.1	2900	2.6 A	27 A	-	B	IP 44

JJ SERIES PRICING

Model	Code	kW/Phase	Price
JJ400 - Pump Only	110031	0.75 / 1Ø	\$1,499.10
JJ600 - Pump Only	110021	1.10 / 1Ø	\$2,162.16
JJ600 - Pump Only	110044	1.10 / 3Ø	\$2,216.21
JJ400 - Pump + 24L Pressure Tank	JJ400K	0.75 / 1Ø	\$1,697.50
JJ600 - Pump + 24L Pressure Tank	JJ600K1	1.10 / 1Ø	\$2,454.08
JJ600 - Pump + 24L Pressure Tank	JJ600K3	1.10 / 3Ø	\$2,412.81

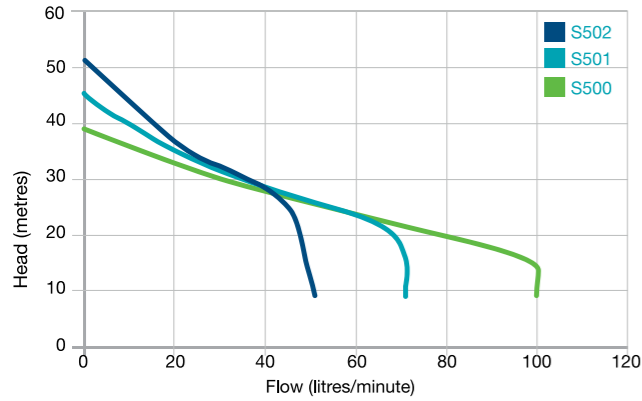
FARM PUMPS

JJ SERIES - Shallow Well Performance



JJ400

Suitable Injectors	
S500	
S501	
S502	



Injector Model	Pressure Switch Setting (kPa)	Suction Lift (m)	Discharge Head (m)						Max. Pump Press. (kPa)
			15	21	27	34	40	46	
S500*	140-280	0	98	70	40				380
		3	78	56	32				350
		6	56	40	23				320
		7.6	39	28	16				305
S501#	210-350	0	71	66	42	21			440
		3	57	53	34	17			410
		6	40	38	24	12			380
		7.6	28	26	17	8			365
S502*	280-420	0		47	42	24	14		505
		3		38	34	19	11		475
		6		27	24	14	8		445
		7.6		19	17	10	6		430

Factory pressure switch setting (210-350 kPa).
* Pressure switch adjustment needed.



FARM PUMPS

JJ SERIES - Deep Well Performance

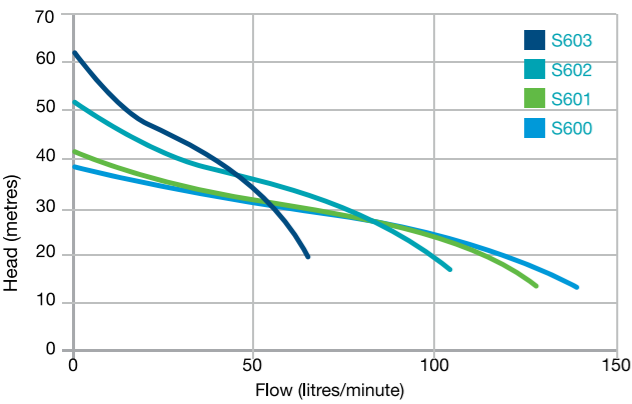


- The JJ Pumps equipped with deep well injectors are ideal for supplying water from sources where the suction lift is greater than 7.6 metres.
 - Potential to draw water from any source down to 37 metres using deep well injectors.
 - If your source changes, they can easily be converted between shallow well and deep well applications - there is no need to buy another pump.
 - Non-corroding injector materials make it suitable for hard water areas.
 - Cast iron casing and other parts make it suitable for rugged conditions.
 - Heavy duty industrial totally enclosed, fan cooled motor provides long life.
 - Both single and three phase available in the JJ600 model.
- APPLICATIONS**
- Tank filling, irrigation and sprinklers, stock water and household water supply.



JJ600

Suitable Injectors	
S600	
S601	
S602	
S603	



Injector Model	Pressure Switch Setting (kPa)	Suction Lift (m)	Discharge Head (m)						Max. Pump Press. (kPa)
			15	21	27	34	40	46	
S600*	140-280	0	137	112	71	24			375
		3	109	89	57				345
		6	78	64	40				315
		7.6	55	45	28				300
S601#	210-350	0	125	112	74	33			410
		3	100	89	59	26			380
		6	71	64	42				350
		7.6	50	45	29				335
S602*	280-420	0		100	82	51	29		505
		3		80	66	41	23		475
		6		57	47	29	16		445
		7.6		40	33	20	12		440
S603*	350-560	0			62	48	34	22	615
		3			50	38	27	18	585
		6			35	27	19	12	555
		7.6			25	19	14	9	540

Pump suction 1½" BSP Female.
Pump discharge port ¾" BSP Female (pump), 1" BSP Female (pressure kit).

Does not include injector kit or housing.

JJ400 DEEP WELL

Injector Model	Pressure Switch Setting (kPa)	Injector Size (Inch)	Suction Pipe (Inch)	Pressure Pipe (Inch)	Bore Water Pumping Level or Suction Lift (m)								Min. Pump Press. (kPa)	Max. Pump Press. (kPa)	
					6	9	12	15	18	21	24	27			
D411	140-280	3 ¼	1 ¼	1	60	45	35	25	18					95	400
D521	140-280	3 ¾	1 ½	1 ¼	75	65	50	40						100	400
D511	140-280	-	1 ½	1 ¼					25	20	18	13		100	385

JJ600 DEEP WELL

Injector Model	Pressure Switch Setting (kPa)	Injector Size (Inch)	Suction Pipe (Inch)	Pressure Pipe (Inch)	Bore Water Pumping Level or Suction Lift (m)											Min. Pump Press. (kPa)	Max. Pump Press. (kPa)	
					6	9	12	15	18	21	24	27	30	34	37			
D417	140-280	3 ¼	1 ¼	1	78	58	43									140	410	
D413	140-280	-	1 ¼	1				30	25	18						140	430	
D523	140-280	3 ¾	1 ½	1 ¼	100	85	63	47								160	414	
D513	140-280	-	1 ½	1 ¼					40	30	20	15				165	400	
D620	140-280	4 ¾ #	2	1 ½					52	45	40	33	25	20	18	13	124	500

Special injectors are available to fit down 4" PVC pipe
Maximum pump pressure = @ minimum suction lift per injector.

FARM PUMPS

JJ SERIES - Accessories

SHALLOW WELL



SHALLOW WELL INJECTOR KITS			43SP4
JJ400	Code	Price	
S500*	110445	\$240.24	
S501*	110446	\$240.24	
S502*	110447	\$240.24	
JJ600	Code	Price	
S600*	110448	\$240.24	
S601*	110449	\$240.24	
S602*	110450	\$240.24	
S603*	110451	\$240.24	

* Includes Housing, Gasket, Jet and Venturi.



SHALLOW WELL JET & VENTURI'S				43SP4
JJ400	Code	Price		
S500	801125	\$106.36		
S501	801126	\$106.36		
S502	801127	\$106.36		
JJ600	Code	Price		
S600	801128	\$106.36		
S601	801129	\$106.36		
S602	801130	\$106.36		
S603	801131	\$106.36		

DEEP WELL

DEEP WELL PARTS & ACCESSORIES

Parts and Accessories			43SP4
	Code	Price	
Over Bore Elbow	502860GN	\$184.36	
Offset Flange	500100GN	\$184.36	
D4 Housing & Elbow Kit D/W Inj	800492	\$595.64	
D5 Housing & Elbow Kit D/W Inj	800493	\$661.82	
D6 Housing & Elbow Kit D/W Inj	800494	\$813.09	
D6-4# inch D4 Housing & Elbow Kit D/W Inj	800401	\$813.09	
D4 Housing & Offset Kit D/W Inj	800576	\$668.91	
D5 Housing & Offset Kit D/W Inj	800577	\$680.73	
D6 Housing & Offset Kit D/W Inj	800578	\$836.73	

DEEP WELL INJECTORS

JET & VENTURI ONLY			DEEP WELL INJECTOR COMPLETE			43SP4
JJ400	Code	Price	Elbow	Offset	Price	
D411	801042	\$96.91	D411E	D4110	\$717.36	
D521	801133	\$121.73	D521E	D5210	\$777.64	
D511	801048	\$121.73	D511E	D5110	\$777.64	
JJ600	Code	Price	Elbow	Offset	Price	
D417	801132	\$121.73	D417E	D4170	\$717.36	
D413	801044	\$121.73	D413E	D4130	\$717.36	
D523	801134	\$121.73	D523E	D5230	\$777.64	
D513	801050	\$121.73	D513E	D5130	\$777.64	
D620	801050	\$121.73	D620E	D6200	\$933.64	



ELECTRICAL DATA

Model	Type of current	Voltage ± 10%	Frequency Hz	Motor Rating kW		Nominal RPM	Current Ampere	Locked Rotor Current	Motor Protection	Insulation Class	IP Rating
				P1	P2						
OJ700	1-phase	230	50	2	1.5	2900	8.5 A	42 A	Auto	B	IP 44
OJ700	3-phase	400	50	2	1.5	2900	3.6 A	27 A	-	B	IP 44
OJ800	1-phase	230/460	50	3.6	2.4	2900	14/7 A	76 A	Auto	B	IP 44
OJ800	3-phase	400	50	3.4	2.4	2900	5.7 A	48 A	-	B	IP 44

OJ SERIES PRICING

Model	Code	kW/Phase	Price	43SP4
OJ700 - Pump Only	110144	1.5 / 1Ø	\$3,106.30	
OJ700 - Pump Only	110119	1.5 / 3Ø	\$3,184.38	
OJ800 - Pump Only	110121	2.4 / 1Ø	\$4,584.98	
OJ800 - Pump Only	110124	2.4 / 3Ø	\$4,705.10	
OJ700 - Pump + 60L Pressure Tank	OJ700K1	1.5 / 1Ø	\$3,494.40	
OJ700 - Pump + 60L Pressure Tank	OJ700K3	1.5 / 3Ø	\$3,494.40	
OJ800 - Pump + 100L Pressure Tank	OJ800K1	2.4 / 1Ø	\$5,241.60	
OJ800 - Pump + 100L Pressure Tank	OJ800K3	2.4 / 3Ø	\$5,350.80	

Does not include injector kit or housing.

FARM PUMPS

OJ SERIES - Jet Farmmaster Pump

Horizontal single stage centrifugal pump, jet and venturi assisted. Closed impeller for pumping clean non-aggressive liquids without solids or fibres in suspension. Constructed in cast iron with precision moulded internal components, they are built for many years of hard work.

KEY FEATURES

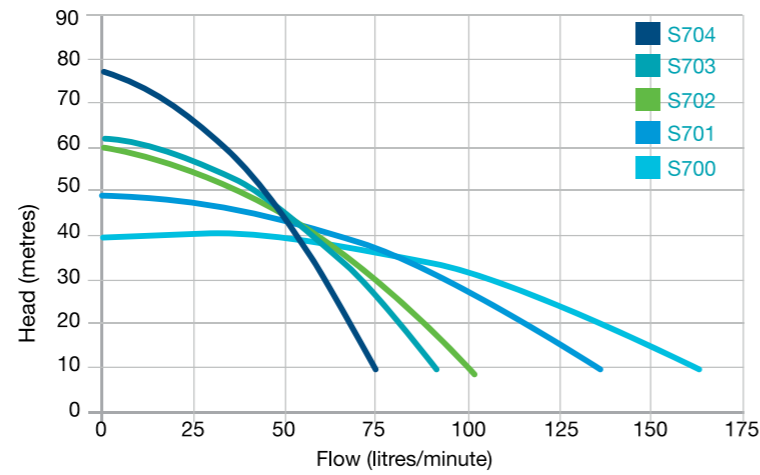
- Injectors to suit a large range of applications.
- Shallow well lifts up to 7.6m.
- Deep well lifts up to 49m.

APPLICATIONS

- Domestic, industrial or rural pressure pump for use as a manual or an automatic pressure system.
- Stock watering, irrigation and water transfer.
- Option of a large range of water sources including tanks, bores, dams, creeks and rivers thanks to various injector combinations.

Suitable Injectors

S700
S701
S702
S703
S704



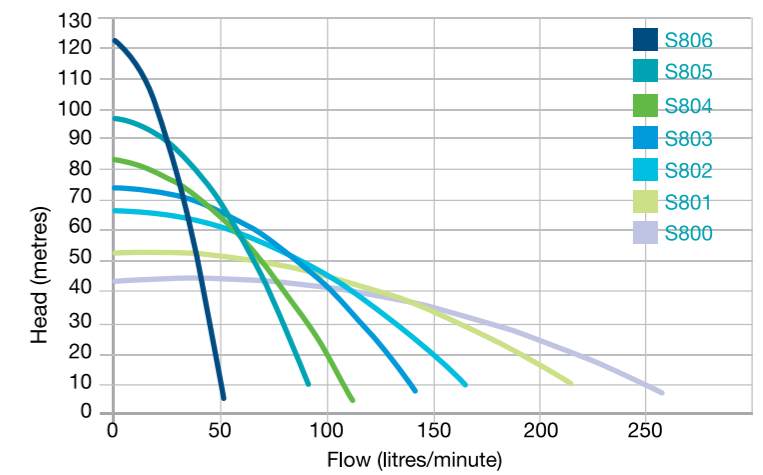
Injector Model	Pressure Switch Setting (kPa)	Suction Lift (m)	Discharge Head (m)														Max. Pump Press. (kPa)		
			15	21	27	34	40	46	52	58	64	70	76	82	88	95			
			Capacity (lpm)																
S700*	210-350*	0	162	159	138	80	27												430
		3	130	127	110	64													400
		6	92	91	79	46													370
		7.6	65	64	55	32													355
S701*	280-455	0			144	94	61	31											540
		3			91	75	49	25										510	
		6			65	54	35	18										480	
		7.6			46	38	24	12										465	
S702*	350-560	0				85	66	42	24										635
		3				68	53	34	19									605	
		6				48	38	24	14									575	
		7.6				34	26	17	10									560	
S703*	420-630	0					69	50	35	22									690
		3					55	40	28	18								660	
		6					39	29	20	13								630	
		7.6					28	20	14	9								615	
S704*	490-700	0						56	51	39	28	18	11						800
		3						45	41	31	22	14	9					770	
		6						32	29	22	16	10						740	
		7.6						22	20	16	11	7						725	

Factory pressure switch setting (210-350 kPa).
 * Pressure switch adjustment needed.
 + 700248 Pressure switch needed for extra high pressure switching.

Pump suction 1 1/2" BSP Female.
 Pump discharge port 1" BSP Male (pump), 1" BSP Female (pressure kit)
 Both single and three phase models available.

Suitable Injectors

S800
S801
S802
S803
S804
S805
S806



Injector Model	Pressure Switch Setting (kPa)	Suction Lift (m)	Discharge Head (m)														Max. Pump Press. (kPa)		
			15	21	27	34	40	46	52	58	64	70	76	82	88	95			
			Capacity (lpm)																
S800*	210-350*	0	245	241	218	156	72												430
		3	196	193	174	125													400
		6	140	137	124	89													370
		7.6	98	96	87	62													355
S801*	280-455	0			215	204	160	116	66										525
		3			172	163	128	93	53									495	
		6			123	116	91	66										465	
		7.6			86	82	64	46										450	
S802*	350-560	0				154	150	117	85	54	25							635	
		3				123	120	94	68	43	20						605		
		6				88	86	67	48	31							575		
		7.6				62	60	47	34	22							560		
S803*	420-630	0						112	88	64	42	25						730	
		3						90	70	51	34	20					700		
		6						64	50	36	24	14					670		
		7.6						45	35	26	17	10					655		
S804*	490-700	0							90	67	47	31	18					800	
		3							72	54	38	24	14				770		
		6							51	38	27	18	10				740		
		7.6							36	27	19	12	7				725		
S805*	630-840	0								70	57	43	31					970	
		3								56	46	34	25	17			880		
		6								40	32	25	18	12			850		
		7.6								28	23	17	12	8			835		
S806*	770-1050	0												34	33	30	25	18	1145
		3												27	26	24	20	14	1115
		6												19	18	17	14	10	1085
		7.6												14	13	12	10	7	1070

Factory pressure switch setting (210-350 kPa).
 * Pressure switch adjustment needed.
 + 700248 Pressure switch needed for extra high pressure switching.

Pump suction 1 1/2" BSP Female.
 Pump discharge port 1" BSP Male (pump), 1" BSP Female (pressure kit)
 Both single and three phase models available.

SHALLOW WELL INJECTOR KITS

		43SP4
OJ700	Code	Price
S700	110471	\$240.24
S701	110472	\$240.24
S702	110473	\$240.24
S703	110474	\$240.24
S704	110475	\$240.24

OJ800	Code	Price
S800	110476	\$240.24
S801	110477	\$240.24
S802	110478	\$240.24
S803	110479	\$240.24
S804	110480	\$240.24
S805	110481	\$240.24
S806	110482	\$240.24

Includes Housing, Gasket, Jet and Venturi.



SHALLOW WELL JET & VENTURI'S

		43SP4
OJ700	Code	Price
S700	801106	\$113.19
S701	801107	\$113.19
S702	801122	\$113.19
S703	801123	\$113.19
S704	801124	\$113.19

OJ800	Code	Price
S800	801108	\$113.19
S801	801109	\$113.19
S802	801110	\$113.19
S803	801111	\$113.19
S804	801112	\$113.19
S805	801113	\$113.19
S806	801114	\$113.19



OJ700 - Deep Well

Injector Model	Pressure Switch Setting (kPa)	Injector Size (Inch)	Suction Pipe (Inch)	Pressure Pipe (Inch)	Bore Water pumping Level or Suction Lift (m)										Min. Pump Press. (kPa)	Max. Pump Press. (kPa)					
					6	9	12	15	18	21	24	27	30	34			37	40			
					Capacity (lpm)																
D414	210-350	3 ¼	1 ¼	1	90	78	60								186	455					
D415	210-350	-	-	1				40	30	28	18	15				186	483				
D514	210-350	3 ¾	-	1 ¼	120	105	75	63								179	469				
D515	210-350	-	1 ½	1 ¼						50	40	30				193	483				
D516	210-350	-	-	-									28	20	13	10			193	455	
D611	210-350	4 ¾#	-	-	135	120	113	90								179	462				
D612	210-350	-	2	1 ½						68	60	48				186	483				
D613	210-350	-	-	-									54	35	25	25	15			193	518

OJ800 - Deep Well

Injector Model	Pressure Switch Setting (kPa)	Injector Size (Inch)	Suction Pipe (Inch)	Pressure Pipe (Inch)	Bore Water pumping Level or Suction Lift (m)										Min. Pump Press. (kPa)	Max. Pump Press. (kPa)						
					6	9	12	15	18	21	24	27	30	34			37	40	43	46	49	
					Capacity (lpm)																	
D520	210-350* or 280-480	3 ¾	1 ½	1 ¼	160	135	113	85								248	573					
D518	210-350* or 280-480	-	-	-				63	58	43								262	690			
D519	210-350* or 280-480	-	-	-						38	30	23	18	15				262	656			
D618	210-350* or 280-480	4 ¾#	-	-	205	173	150								214	517						
D619	210-350* or 280-480	-	2	1 ½				125	100	85								242	600			
D616	210-350* or 280-480	-	-	-						68	60	50				276	711					
D617	210-350* or 280-480	-	-	-									48	40	33	28	25	20			276	662

OJ800 - Deep Well Offset

Pump Model	Injector Model	Pipe Size (Inch)	Additional Suction Head (M) Per Horizontal Offset (M)					
			30	60	120	180	240	300
OJ700	D611	2 x 1 ½	3	6	9	12	15	17
	D612	2 x 1 ½	2.5	4.5	7.5	10.5	13.5	15
	D613	2 x 1 ½	2.5	4.5	7.5	10.5	12	13.5
OJ800	D618	2 x 1 ½	6	12	18.5	23	26	29
	D619	2 x 1 ½	4.5	9	15	18.5	21	23
	D616	2 x 1 ½	3	6	12	17	20	23
	D617	2 x 1 ½	3	6	10.5	15	18.5	21
	D618	2 x 2	3.5	7.5	13.5	18.5	21	24
	D619	2 x 2	3	6	10.5	13.5	17	18.5
	D616	2 x 2	2	4.5	7.5	10.5	13.5	15
	D617	2 x 2	1.5	3	6	9	12	13.5

FARM PUMPS

OJ700-800 SERIES - Deep Well Accessories



DEEP WELL PARTS & ACCESSORIES

		43SP4
Parts & Accessories	Code	Price
Over Bore Elbow	502860GN	\$184.36
Offset Flange	500100GN	\$184.36
D4 Housing and Elbow Kit D/W Inj	800492	\$595.64
D5 Housing and Elbow Kit D/W Inj	800493	\$661.82
D6 Housing and Elbow Kit D/W Inj	800494	\$813.09
D6-4# inch Housing and Elbow Kit D/W Inj	800401	\$813.09
D4 Housing and Offset Kit D/W Inj	800576	\$668.91
D5 Housing and Offset Kit D/W Inj	800577	\$680.73
D6** Housing and Offset Kit D/W Inj	800578	\$836.73
High Pressure Switch	700248	\$864.29

* To suit 4 inch bore
** To suit 5 inch bore



FARM PUMPS

OJ-E SERIES - EngineMaster Jet Assisted



When your property needs a serious jet-assisted pump independent of electrical supply, only cast iron is good enough. Other materials just won't stand up to the extreme pressures common in engine driven jet assisted pumps. Combining the best jet pumps available with the most reliable engines results in the Onga OJ700E and OJ800E.

The OJ-E series gives you the flexibility to draw water from almost any source and location. You can rest assured that if your water supply changes, your OJ can change along with it – with over 40 injector combinations for the Onga Farmmaster range, there's a set-up to suit almost any application.

KEY FEATURES

- Cast iron, heavy duty construction.
- Available with Honda and B&S petrol engines or Yanmar diesel engines.
- Available in shallow well or deep well configuration, with over 40 injector combinations.

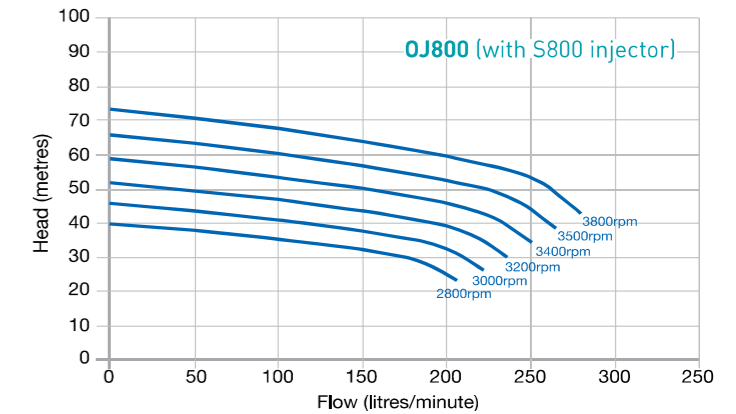
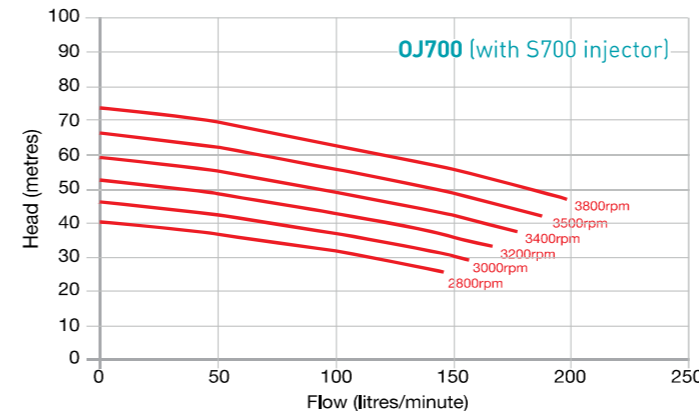
APPLICATIONS

- High suction lifts from dams, bores & rivers.
- Water transfer.
- Stock watering.
- Tank filling.
- Irrigation where high suction lifts are required.



DEEP WELL INJECTORS

JET & VENTURI ONLY			DEEP WELL INJECTOR COMPLETE		
OJ700	Code	Price	Elbow	Offset	Price
D414	801045	\$113.19	D414E	D4140	\$646.53
D415	801042	\$96.91	D415E	D4150	\$646.53
D514	801051	\$113.19	D514E	D5140	\$701.56
D515	801052	\$113.19	D515E	D5150	\$701.56
D516	801053	\$113.19	D516E	D5160	\$701.56
D611	801058	\$113.19	D611E	D6110	\$839.12
D612	801059	\$113.19	D612E	D6120	\$839.12
D613	801060	\$113.19	D613E	D6130	\$839.12
OJ800					
D518	801052	\$113.19	D518E	D5180	\$701.56
D519	801053	\$113.19	D519E	D5190	\$701.56
D520	801115	\$113.19	D520E	D5200	\$701.56
D616	801063	\$113.19	D616E	D6160	\$839.12
D617	801060	\$113.19	D617E	D6170	\$839.12
D618	801116	\$113.19	D618E	D6180	\$839.12
D619	801117	\$113.19	D619E	D6190	\$839.12

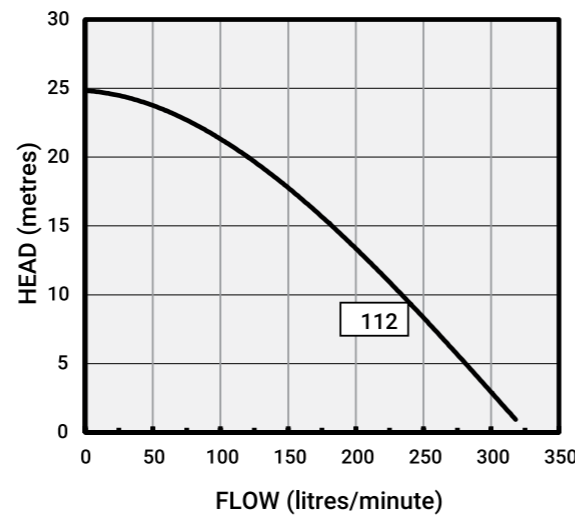


OJ-E SERIES PRICING

Model	Code	HP	Price
OJ700E Honda GX160 Engine	110075	5.5 / 6.0	\$2,593.02
OJ800E Honda GX270 Engine	110160	9.0 / 8.0	\$3,542.18
OJ800E Honda GX270 Engine, Electric Start	110161	9.0 / 8.0	\$3,989.26
OJ800E Yanmar LAE70 Diesel Engine	110169	7.0	\$8,803.88

FARM PUMPS

HI-FLO 112 - Water Transfer Centrifugal Pumps



Horizontal single stage, surface mounted centrifugal pump with closed impeller for pumping debris free water coupled to a cool running Totally Enclosed Fan Cooled 2 pole motor with external thermal overload (single phase only, three phase units require separate quick trip overload supplied by electrical contractor).

KEY FEATURES

- High grade corrosion resistant materials.
- Award winning high flow impeller.
- Strong and durable construction.
- Max. head - 25m
- Max. flow - 320lpm.

APPLICATIONS

- Domestic, industrial or rural water transfer pump.
- Typical uses include; wash, down tank filling and general water transfer and circulation and irrigation.

ELECTRICAL DATA

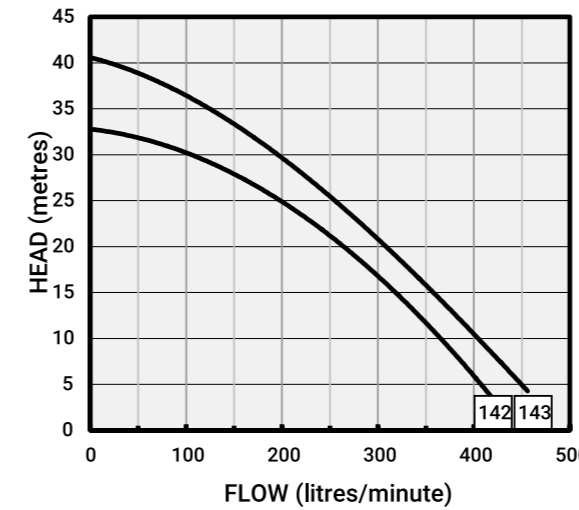
Model	Type of current	Voltage ± 10%	Frequency Hz	Motor Rating kW	Nominal RPM	Current Ampere	Locked Rotor Current	Motor Protection	Insulation Class	IP Rating
				P2						
112	1-phase	230	50	1.1	2900	10.8 A	38.8 A	Auto	B	IP 44
112	3-phase	400	50	1.1	2900	3.3 A	23.6 A	-	B	IP 44

PERFORMANCE TABLE

Type	Part Number	Delivery Head (m)	3	6	9	12	15	18	21	24
112	311200 / 311230	Capacity (litres per minute)	318	283	242	203	166	123	77	42

HI-FLO-112 SERIES PRICING

Model	Code	kW/Phase	43SP4
			Price
112 1-phase	311200	1.10 / 1Ø	\$1,706.91
112 3-phase	311230	1.10 / 3Ø	\$1,762.16



14 SERIES - Moulded Water Transfer Centrifugal Pumps

FARM PUMPS

Horizontal, single-stage, surface mounted centrifugal pump with closed impeller for pumping debris free water coupled to a cool running Total Enclosed Fan Cooled 2 pole motor with external thermal overload (single phase only, three phase units require separate quick trip overload supplied by electrical contractor).

KEY FEATURES

- High grade corrosion resistant materials.
- Award winning high flow impeller.
- Strong and durable construction.
- Max. Head - 41m
- Max. Flow - 455lpm

APPLICATIONS

- Domestic, industrial or rural water transfer pump.
- Typical uses include; wash down, tank filling and general water transfer and circulation, irrigation and garden watering.

ELECTRICAL DATA

Model	Type of current	Voltage ± 10%	Frequency Hz	Motor Rating kW	Nominal RPM	Current Ampere	Locked Rotor Current	Motor Protection	Insulation Class	IP Rating
				P2						
142	1-phase	230	50	1.8	2900	10.8 A	38.8 A	External	B	IP 44
142	3-phase	400	50	1.8	2900	3.3 A	23.6 A	-	B	IP 44
143	1-phase	230 / 460	50	2.4	2900	14 A / 7 A	71 A / 37 A	External	B	IP 44
143	3-phase	400	50	2.4	2900	6 A	48 A	-	B	IP 44

PERFORMANCE TABLE

Type	Part Number	Delivery Head (m)	5	10	15	20	25	30	35	40
142	314200 / 314230	Capacity (litres per minute)	406	366	316	262	195	102	-	-
142	314300 / 314330		441	403	358	308	252	197	123	22

14 SERIES PRICING

Model	Code	kW/Phase	43SP4
			Price
142 1-phase	314200	1.8 / 1Ø	\$1,967.57
142 3-phase	314230	1.8 / 3Ø	\$2,084.08
143 1-phase	314300	2.4 / 1Ø	\$2,300.30
143 3-phase	314330	2.4 / 3Ø	\$2,339.94

FARM PUMPS

400 SERIES - Moulded Water Transfer Centrifugal Pumps



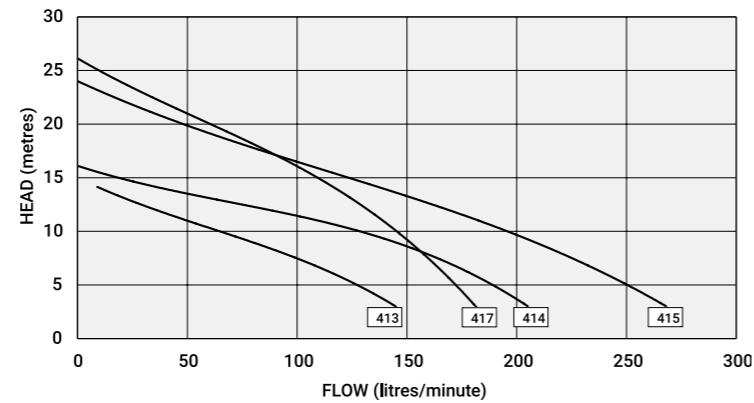
Horizontal single stage, surface mounted centrifugal pump with closed impeller for pumping debris free water coupled to a cool running Totally Enclosed Fan Cooled 2 pole motor with thermal overload protection.

KEY FEATURES

- High grade corrosion resistant materials.
- Award winning high flow impeller.
- Wide model selection.
- In-built thermal overload.
- Max. head - 26m
- Max. flow - 270lpm.

APPLICATIONS

- Domestic, industrial or rural water transfer pump.
- Typical uses include; hose down, tank filling and general water transfer, hydroponics, sprinklers and garden watering.
- Large range of applications due to wide range of models available.



ELECTRICAL DATA

Model	Type of current	Voltage ± 10%	Frequency Hz	Motor Rating kW		Nominal RPM	Current Ampere	Locked Rotor Current	Motor Protection	Insulation Class	IP Rating
				P1	P2						
413	1-phase	230	50	0.4	0.375	2900	2.5 A	10 A	Auto	B	IP 55
414	1-phase	230	50	0.55	0.375	2900	2.5 A	10 A	Auto	B	IP 55
415	1-phase	230	50	0.75	0.7	2900	4.3 A	15 A	Auto	B	IP 55
417	1-phase	230	50	0.75	0.67	2900	4.1 A	15 A	Auto	B	IP 55

PERFORMANCE TABLE

Type	Part Number	Delivery Head (m)	Capacity (litres per minute)					
			4	8	12	16	20	24
413	341300	Capacity (litres per minute)	133	90	41	-	-	-
414	341400		198	156	89	6	-	-
415	341500		257	217	173	108	51	-
417	341700		176	158	132	102	61	18

400 SERIES PRICING

Model	Code	kW/Phase	43SP4
			Price
413	341300	0.375 / 1Ø	\$629.43
414	341400	0.375 / 1Ø	\$769.97
415	341500	0.7 / 1Ø	\$1,060.66
417	341700	0.67 / 1Ø	\$1,141.14



12 SERIES - Moulded Water Transfer Centrifugal Pumps

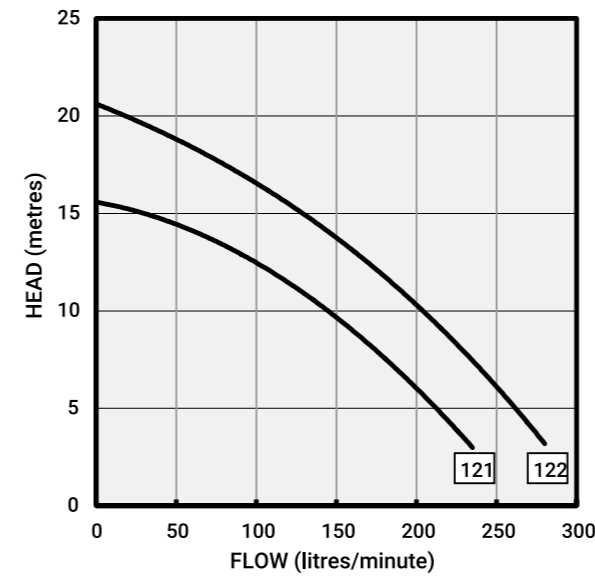
Horizontal, single-stage, surface mounted centrifugal pump with open impeller coupled to a cool running Totally Enclosed Fan Cooled 2 pole motor with external thermal overload (single phase only, three phase units require separate quick trip overload supplied by electrical contractor).

KEY FEATURES

- High grade corrosion resistant moulded construction.
- Open designed impeller.
- Strong and durable construction.
- Max. Head - 20m
- Max. Flow - 280lpm

APPLICATIONS

- Domestic, industrial or rural water transfer pump including grey water.
- Sump emptying.
- Effluent transfer.
- Hydroponics.
- Fountains and waterfalls.



ELECTRICAL DATA

Model	Type of current	Voltage ± 10%	Frequency Hz	Motor Rating kW	Nominal RPM	Current Ampere	Locked Rotor Current	Motor Protection	Insulation Class	IP Rating
				P2						
121	1-phase	230	50	1.1	2900	10.8 A	38.8 A	Auto	B	IP 44
122	1-phase	230	50	1.1	2900	10.8 A	38.8 A	Auto	B	IP 44
123	3-phase	400	50	1.1	2900	3.3 A	23.6 A	-	B	IP 44

PERFORMANCE TABLE

Type	Part Number	Delivery Head (m)	Capacity (litres per minute)			
			5	10	15	20
121	312100	Capacity (litres per minute)	213	144	30	-
122	312200 / 312203		262	204	129	17

12 SERIES PRICING

Model	Code	kW/Phase	43SP4
			Price
121 1-phase	312100	1.1 / 1Ø	\$1,500.91
122 1-phase	312200	1.1 / 1Ø	\$1,947.64
122 3-phase	312203	1.1 / 3Ø	\$2,103.64

FARM PUMPS

18 SERIES - Cast Iron Water Transfer Centrifugal Pumps



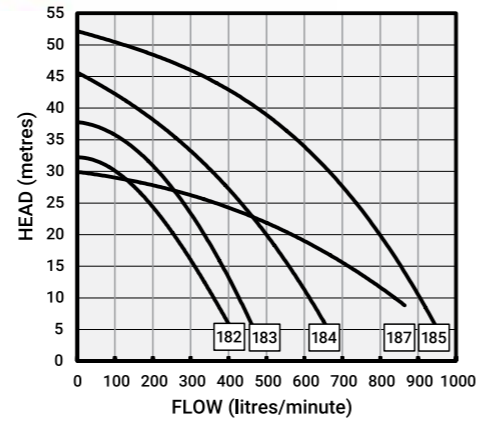
Horizontal, single stage, surface mounted centrifugal pump with closed impeller for pumping debris free water coupled to a cool running Totally Enclosed Fan Cooled 2 pole motor.

KEY FEATURES

- Cast iron external construction for strength in the toughest conditions.
- Durable moulded internal components.
- Award winning high flow impeller.
- Extensive range to suit most applications.
- Max. head - 52m
- Max. flow - 950lpm.

APPLICATIONS

- Domestic, industrial or rural water transfer pump.
- Typical uses include; wash down, tank filling and general water transfer and circulation, irrigation and garden watering.



ELECTRICAL DATA

Model	Type of current	Voltage ± 10%	Frequency Hz	Motor Rating kW P2	Nominal RPM	Current Ampere	Locked Rotor Current	Motor Protection	Insulation Class	IP Rating
182	1-phase	230	50	1.5	2900	10.8 A	38.8 A	Auto	B	IP 44
182	3-phase	400	50	1.5	2900	3.3 A	23.6 A	-	B	IP 44
183	1-phase	230 / 460	50	2.4	2900	14 A / 7 A	60 A / 30 A	Manual	B	IP 44
183	3-phase	400	50	2.4	2900	6 A	48 A	-	B	IP 44
184	1-phase	230 / 460	50	3.8	2900	10.5 A / 20.6 A	50.5 A / 107 A	External	B	IP 44
184	3-phase	400	50	3.8	2900	7.4 A	78 A	-	B	IP 44
185	3-phase	400	50	6.0	2900	10.6 A	85 A	-	B	IP 44
187	1-phase	230 / 460	50	2.4	2900	14 A / 7 A	60 A / 30 A	Manual	B	IP 44
187	3-phase	400	50	2.4	2900	6 A	48 A	-	B	IP 44

PERFORMANCE TABLE

Type	Part Number	Delivery Head (m)	10	15	20	25	30	35	40	45	50
182	318200 / 318230	Capacity (litres per minute)	360	307	253	195	104	-	-	-	-
183	318300 / 318330		425	380	340	283	212	121	-	-	-
184	318400 / 318430		618	554	496	433	356	268	153	14	-
185	318530		904	852	791	739	663	580	471	337	118
187	318700 / 318730		840	710	552	363	-	-	-	-	-

18 SERIES PRICING

Model	Code	kW/Phase	43SP4
			Price
182 1-phase	318200	1.5 / 1Ø	\$2,493.69
182 3-phase	318230	1.5 / 3Ø	\$2,687.08
183 1-phase	318300	2.4 / 1Ø	\$3,333.33
183 3-phase	318330	2.4 / 3Ø	\$3,238.44
184 1-phase	318400	3.8 / 1Ø	\$4,196.99
184 3-phase	318430	3.8 / 3Ø	\$3,884.68
185 3-phase	318530	6.0 / 3Ø	\$4,869.66
187 1-phase	318700	2.4 / 1Ø	\$4,033.63
187 3-phase	318730	2.4 / 3Ø	\$3,514.71



FARM PUMPS

15 SERIES - Cast Iron Water Transfer Centrifugal Pumps

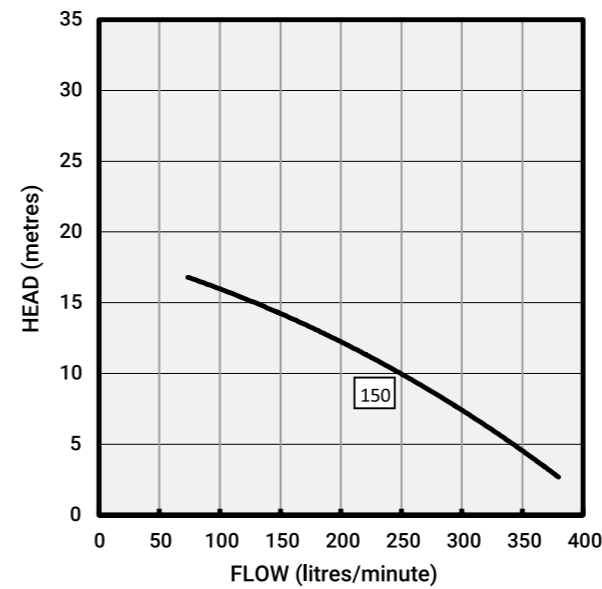
Horizontal, single-stage, surface mounted centrifugal pump with open impeller coupled to a cool running Totally Enclosed Fan Cooled 2 pole motor with external thermal overload (single phase only, three phase units require separate quick trip overload supplied by electrical contractor).

KEY FEATURES

- Cast iron external construction for strength and durability in the toughest conditions
- Open designed impeller with built-in check valve for excellent self-priming characteristics
- Handles soft solids without clogging
- Max. Head - 18m
- Max. Flow - 375lpm

APPLICATIONS

- Domestic, industrial or rural water transfer pump including grey water
- Sump emptying
- Effluent transfer.



ELECTRICAL DATA

Model	Type of current	Voltage ± 10%	Frequency Hz	Motor Rating kW P2	Nominal RPM	Current Ampere	Locked Rotor Current	Motor Protection	Insulation Class	IP Rating
150	1-phase	230	50	1.1	2900	10.8 A	38.8 A	Auto	B	IP 44
150	3-phase	400	50	1.1	2900	3.3 A	23.6 A	-	B	IP 44

PERFORMANCE TABLE

Type	Part Number	Delivery Head (m)	5	10	15	20	25	30
150	315000 / 315030	Capacity (litres per minute)	341	249	128	-	-	-

15 SERIES PRICING

Model	Code	kW/Phase	43SP4
			Price
150 1-phase	315000	1.1 / 1Ø	\$3,411.91
150 3-phase	315030	1.1 / 3Ø	\$3,640.00

BLAZEMASTER SERIES - PETROL SINGLE STAGE - HONDA



The Blazemaster is a single-stage pump designed to move more water, more economically.

As the world's largest engine manufacturer, Honda offers more engine experience than anyone. A well earned reputation for engine quality and performance.

Honda GX Series engines have long been recognized as the industry leader in providing reliable, easy-starting and fuel efficient small engines.

Honda's automatic mechanical decompression system is designed to give you quicker, easier starts. The system consists of an oil level sensor inside the crankcase. When the oil reaches a level that is too low for safe operation, the engine warns you or stops automatically.

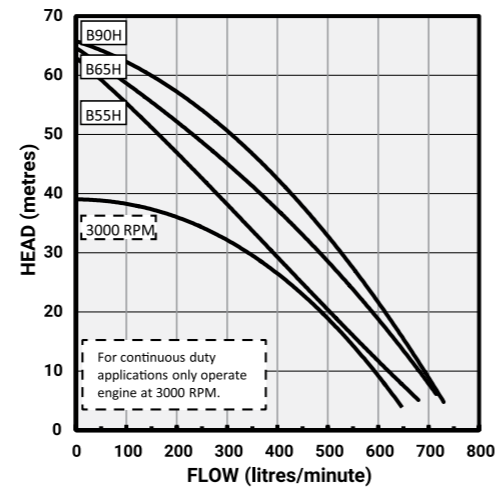
KEY FEATURES

- Lightweight high grade corrosion resistant materials.
- Large pump casing with raised suction port and inbuilt non-return valve for better priming capabilities.
- Computational Fluid Dynamics designed hydraulic components for higher performance and efficiency.
- Strong and durable construction.
- Max. head - 66m.
- Max. flow - 715lpm

APPLICATIONS

- Fire fighting.
- Tank filling.
- Water transfer.
- Irrigation and spraying.

POWERED by
HONDA



ENGINE DATA

Model	Engine	Model	Displacement CC	Continuous Duty	Fuel Tank Capacity	Fuel	Fuel Consumption @ 3600 RPM	Recommended Oil Type	Oil Capacity
B55HR	Honda	GX160	163	3000 RPM	3.1 Litres	Unleaded	1.4 litres/hour	10W/30 API SG	0.6 Litres
B65HR	Honda	GX200	196	3000 RPM	3.1 Litres	Unleaded	1.7 litres/hour	10W/30 API SG	0.6 Litres
B65HE	Honda	GX200	196	3000 RPM	3.1 Litres	Unleaded	1.7 Litres/hour	10W/30 API SG	0.6 Litres
B90H	Honda	GX270	270	3000 RPM	5.3 Litres	Unleaded	2.5 litres/hour	10W/30 API SG	1.1 Litres

PERFORMANCE TABLE

Model	Delivery Head (m)	10	20	30	40	50	60	70	80	90	100
B55HR	Capacity (litres per minute)	623	507	396	281	170	40	-	-	-	-
B65HR		680	585	484	360	232	80	-	-	-	-
B65HE		680	585	484	360	232	80	-	-	-	-
B90H		687	617	525	428	310	140	-	-	-	-

HONDA SINGLE STAGE PRICING

Model	Code	Price
Blazemaster Single GX160 + Roll Frame	B55HR	\$2,256.80
Blazemaster Single GX200 + Roll Frame	B65HR	\$2,401.24
Blazemaster Single GX200 e/start	B65HE	\$3,233.24

Battery and leads not included



BLAZEMASTER SERIES - PETROL SINGLE STAGE - BRIGGS & STRATTON

Briggs & Stratton Intek™ I/C race-bred series engine for reliability, durability and performance.

Manual and electric start options for versatility.

Fuel tap with sediment bowl and sight glass for greater ease when checking fuel and servicing.

Dual element air filter for cleaner operation.

Polyethylene fuel tank for impact / corrosion resistance.

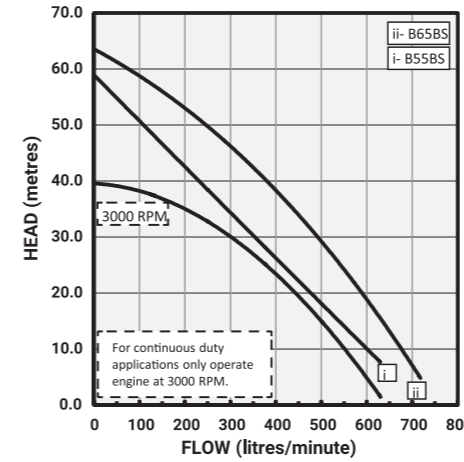
'Run sense' low oil protection to protect the engine from low oil failures and engine damage.

KEY FEATURES

- Lightweight high grade corrosion resistant materials.
- Large pump casing with raised suction port and inbuilt non-return valve for better priming capabilities.
- Computational Fluid Dynamics designed hydraulic components for higher performance and efficiency.
- Strong and durable construction.
- Max. head - 66m.
- Max. flow - 740lpm

APPLICATIONS

- Fire fighting.
- Tank filling.
- Water transfer.
- Irrigation and spraying.



ENGINE DATA

Model	Engine	Model	Nominal HP	Displacement CC	Continuous Duty	Fuel Tank Capacity	Fuel	Fuel Consumption @ 3600 RPM	Recommended Oil Type	Oil Capacity
B55BSR	B&S	Intek I/C	5	205	3000 RPM	3 Litres	Unleaded	2.04 litres/hour	SAE30	0.6 Litres
B65BSR	B&S	Intek I/C	6	205	3000 RPM	3 Litres	Unleaded	2.11 litres/hour	SAE30	0.6 Litres

PERFORMANCE TABLE

Model	Delivery Head (m)	10	20	30	40	50	60	70	80	90	100
B55BSR	Capacity (litres per minute)	600	477	355	230	113	-	-	-	-	-
B65BSR		670	592	495	375	241	76	-	-	-	-

BRIGGS & STRATTON SINGLE STAGE PRICING

Model	Code	Price
Blazemaster Single B&S 163cc + Roll Frame	B55BSR	\$1,828.09
Blazemaster Single B&S 208cc + Roll Frame	B65BSR	\$2,063.82

Battery and leads not included

BLAZEMASTER SERIES - DIESEL SINGLE STAGE - YANMAR



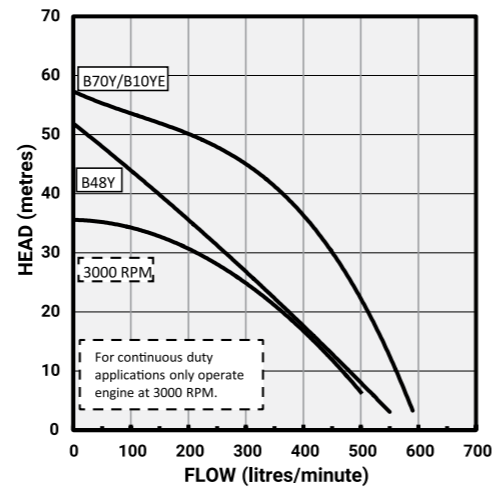
Horizontal, single-stage centrifugal pump with closed impeller for pumping debris free water coupled to a Yanmar 4.7HP (L48N), 6.7HP (L70N) or 10HP (L100N) engine.

KEY FEATURES

- Lightweight high grade corrosion resistant materials.
- Large pump casing with raised suction port and inbuilt non-return valve for better priming capabilities.
- Computational Fluid Dynamics designed hydraulic components for higher performance and efficiency.
- Strong and durable construction.
- Max. head - 57m.
- Max. flow - 590lpm

APPLICATIONS

- Fire fighting.
- Tank filling.
- Water transfer.
- Irrigation and spraying.



YANMAR



ENGINE DATA

Model	Engine	Model	Nominal HP	Displacement CC	Continuous Duty	Fuel Tank Capacity	Fuel	Recommended Oil Type	Oil Capacity
B48Y	Yanmar	L48N	4.7	0.219 litres	3000 RPM	1.9 Litres	Diesel	Refer to manual	0.8 Litres
B48YE	Yanmar	L48N	4.7	0.219 litres	3000 RPM	1.9 Litres	Diesel	Refer to manual	0.8 Litres
B70Y	Yanmar	L70N	6.7	0.320 litres	3000 RPM	2.7 Litres	Diesel	Refer to manual	1.05 Litres
B70YE	Yanmar	L70N	6.7	0.320 litres	3000 RPM	2.7 Litres	Diesel	Refer to manual	1.05 Litres
B10YE	Yanmar	L100N	10	0.435 litres	3000 RPM	4.7 Litres	Diesel	Refer to manual	1.6 Litres

PERFORMANCE TABLE

Model	Delivery Head (m)	10	20	30	40	50	60	70	80	90	100
B48Y	Capacity (litres per minute)	480	371	265	145	27	-	-	-	-	-
B48YE		480	371	265	145	27	-	-	-	-	-
B70Y		561	512	452	365	206	-	-	-	-	-
B70YE		561	512	452	365	206	-	-	-	-	-
B10YE		561	512	452	365	206	-	-	-	-	-

YANMAR SINGLE STAGE PRICING

Model	Code	Price
Blazemaster Single L48N	B48Y	\$5,830.93
Blazemaster Single L48N e/start	B48YE	\$8,313.07
Blazemaster Single L70N	B70YR	\$8,319.14
Blazemaster Single L70N e/start	B70YER	\$9,005.24
Blazemaster Single L100N e/start	B10YER	\$11,110.67

Battery and leads not included



BLAZEMASTER SERIES PETROL TWIN STAGE - HONDA

The Blazemaster is a twin-stage pump designed to move more water, more economically.

As the world's largest engine manufacturer, Honda offers more engine experience than anyone. A well earned reputation for engine quality and performance.

Honda GX Series engines have long been recognized as the industry leader in providing reliable, easy-starting and fuel efficient small engines.

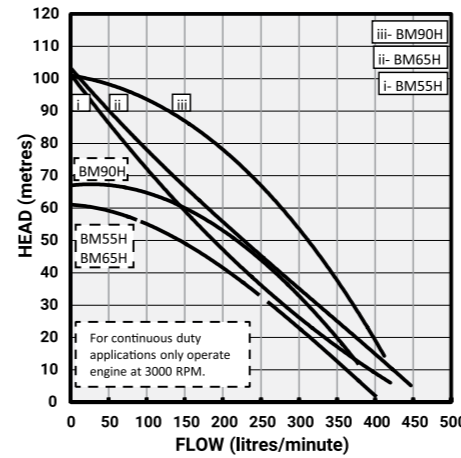
Honda's automatic mechanical decompression system is designed to give you quicker, easier starts. The system consists of an oil level sensor inside the crankcase. When the oil reaches a level that is too low for safe operation, the engine warns you or stops automatically.

KEY FEATURES

- Lightweight high grade corrosion resistant materials.
- Large pump casing with raised suction port and inbuilt non-return valve for better priming capabilities.
- Computational Fluid Dynamics designed hydraulic components for higher performance and efficiency.
- Strong and durable construction.
- Max. head - 102m.
- Max. flow - 450lpm

APPLICATIONS

- Fire fighting.
- Tank filling.
- Water transfer.
- Irrigation and spraying.



POWERED by **HONDA**



ENGINE DATA

Model	Engine	Model	Displacement CC	Continuous Duty	Fuel Tank Capacity	Fuel	Fuel Consumption @ 3600 RPM	Recommended Oil Type	Oil Capacity
BM55HR	Honda	GX160	163	3000 RPM	3.1 Litres	Unleaded	1.4 litres/hour	10W/30 API SG	0.6 Litres
BM65HR	Honda	GX200	163	3000 RPM	3.1 Litres	Unleaded	1.4 litres/hour	10W/30 API SG	0.6 Litres
BM65HE	Honda	GX200	163	3000 RPM	3.1 Litres	Unleaded	1.4 litres/hour	10W/30 API SG	0.6 Litres
BM90H	Honda	GX270	270	3000 RPM	5.3 Litres	Unleaded	2.5 litres/hour	10W/30 API SG	1.1 Litres
BM90HE	Honda	GX270	270	3000 RPM	5.3 Litres	Unleaded	2.5 litres/hour	10W/30 API SG	1.1 Litres

PERFORMANCE TABLE

Model	Delivery Head (m)	10	20	30	40	50	60	70	80	90	100
BM55HR	Capacity (litres per minute)	420	332	280	242	183	153	104	71	32	8
BM65HR		420	373	322	281	229	182	133	93	46	13
BM65HE		420	373	322	281	229	182	133	93	46	13
BM90H		-	398	368	344	311	277	242	192	122	28
BM90HE		-	398	368	344	311	277	242	192	122	28

HONDA TWIN STAGE PRICING

Model	Code	Price
Blazemaster Twin GX160 + Roll Frame	BM55HR	\$2,486.76
Blazemaster Twin GX200 + Roll Frame	BM65HR	\$2,647.38
Blazemaster Twin GX200 e/start	BM65HE	\$3,373.07
Blazemaster Twin GX270	BM90HR	\$4,459.29
Blazemaster Twin GX270 e/start	BM90HER	\$4,733.16

Battery and leads not included

BLAZEMASTER SERIES - PETROL

TWIN STAGE - BRIGGS & STRATTON



Briggs & Stratton Intek™ I/C race-bred series engine for reliability, durability and performance.

Manual and electric start options for versatility.

Fuel tap with sediment bowl and sight glass for greater ease when checking fuel and servicing.

Dual element air filter for cleaner operation.

Polyethylene fuel tank for impact / corrosion resistance.

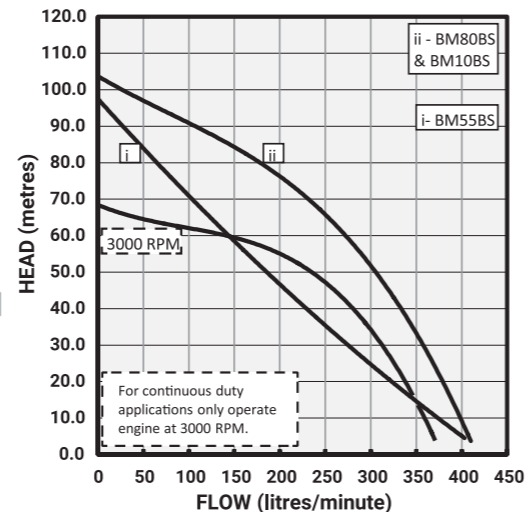
'Run sense' low oil protection to protect the engine from low oil failures and engine damage.

KEY FEATURES

- Lightweight high grade corrosion resistant materials.
- Large pump casing with raised suction port and inbuilt non-return valve for better priming capabilities.
- Computational Fluid Dynamics designed hydraulic components for higher performance and efficiency.
- Strong and durable construction.
- Max. head - 100m.
- Max. flow - 400lpm

APPLICATIONS

- Fire fighting.
- Tank filling.
- Water transfer.
- Irrigation and spraying.



BLAZEMASTER SERIES - DIESEL

TWIN STAGE - YANMAR

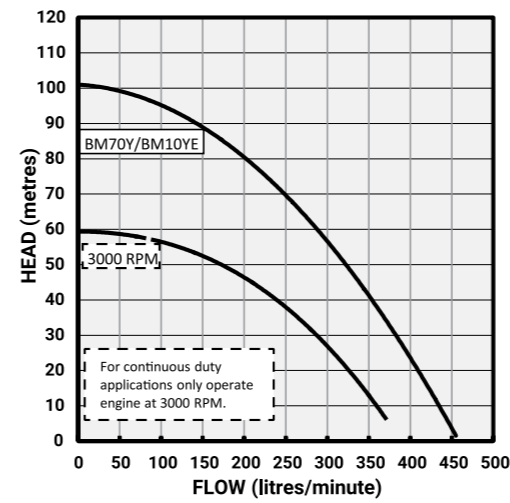
Horizontal twin-stage centrifugal pump with closed impellers for pumping debris free water coupled to a Yanmar 4.7HP (L48N), 6.7HP (L70N) or 10HP (L100N) engine.

KEY FEATURES

- Lightweight high grade corrosion resistant materials.
- Large pump casing with raised suction port and inbuilt non-return valve for better priming capabilities.
- Computational Fluid Dynamics designed hydraulic components for higher performance and efficiency.
- Strong and durable construction.
- Max. head - 100m.
- Max. flow - 434lpm

APPLICATIONS

- Fire fighting.
- Tank filling.
- Water transfer.
- Irrigation and spraying.



ENGINE DATA

Model	Engine	Model	Nominal HP	Displacement CC	Continuous Duty	Fuel Tank Capacity	Fuel	Fuel Consumption @ 3600 RPM	Recommended Oil Type	Oil Capacity
BM55BSR	B&S	Intek I/C	5	205	3000 RPM	3 Litres	Unleaded	2.04 litres/hour	SAE30	0.6 Litres
BM65BSR	B&S	Intek I/C	6	205	3000 RPM	3 Litres	Unleaded	2.11 litres/hour	SAE30	0.6 Litres
BM10BSE	B&S	Intek I/C	10	305	3000 RPM	3 Litres	Unleaded	3.63 litres/hour	SAE30	0.83 Litres

PERFORMANCE TABLE

Model	Delivery Head (m)	10	20	30	40	50	60	70	80	90	100
BM55BSR	Capacity (litres per minute)	375	323	274	227	184	142	105	63	28	-
BM65BSR		400	370	333	290	246	192	139	96	55	23
BM10BSE		400	379	356	334	306	272	230	178	108	27

BRIGGS & STRATTON TWIN STAGE PRICING

Model	Code	Price
Blazemaster Twin B&S 205cc + Roll Frame	BM55BSR	\$2,105.42
Blazemaster Twin B&S 205cc + Roll Frame	BM65BSR	\$2,226.76
Blazemaster Twin B&S 305cc e/start	BM10BSE	\$5,061.33

Battery and leads not included

ENGINE DATA

Model	Engine	Model	Nominal HP	Displacement CC	Continuous Duty	Fuel Tank Capacity	Fuel	Recommended Oil Type	Oil Capacity
BM70Y	Yanmar	L70N	6.7	0.320 litres	3000 RPM	2.7 Litres	Diesel	Refer to manual	1.05 Litres
BM70YE	Yanmar	L70N	6.7	0.320 litres	3000 RPM	2.7 Litres	Diesel	Refer to manual	1.05 Litres
BM10YE	Yanmar	L100N	10	0.435 litres	3000 RPM	4.7 Litres	Diesel	Refer to manual	1.6 Litres

PERFORMANCE TABLE

Model	Delivery Head (m)	10	20	30	40	50	60	70	80	90	100
BM70Y	Capacity (litres per minute)	434	410	382	353	322	288	247	203	144	38
BM70YE		434	410	382	353	322	288	247	203	144	38
BM10YE		434	410	382	353	322	288	247	203	144	38

YANMAR TWIN STAGE PRICING

Model	Code	Price
Yanmar Twin L70 e/start	BM70YER	\$9,564.53
Yanmar Twin L100 e/start	BM10YER	\$11,145.33

Battery and leads not included

BLAZEMASTER PUMPS - OTHER

TORRENTMASTER - TM1000 3" Transfer Pump



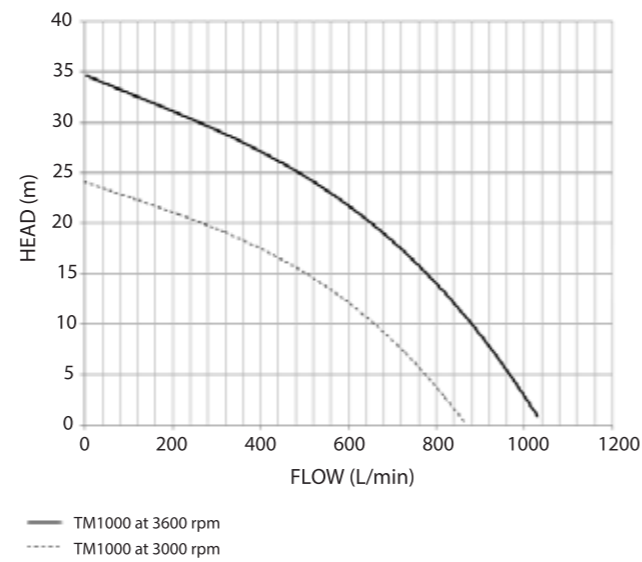
Horizontal, single-stage, surface mounted centrifugal pump with cast iron open style impeller for pumping debris free water coupled to a Honda GX200 engine.

KEY FEATURES

- Robust aluminium casing for lightweight high grade corrosion resistance
- Aluminium nut and tail fittings
- Cast iron open style impeller
- 3" inlet and outlet for high flow rates
- Strong and durable construction
- Rotatable discharge port makes the unit adaptable to various applications
- Built-in non-return valve aids quick priming
- Max. head - 34 m
- Max. flow - 980 lpm

APPLICATIONS

- Flood water evacuation
- High Flow Water Transfer



ENGINE DATA

Model	Engine	Model	Nominal HP	Displacement CC	Continuous Duty	Fuel Tank Capacity	Fuel	Fuel Consumption	Recommended Oil Type	Oil Capacity
TM1000	Honda	GX200	6.5	196	3000 RPM	3.1 Litres	Unleaded	1.7 Litres/hour	10W/30 API SG	0.6 Litres

PERFORMANCE TABLE

Model	Performance										
	Head (m)	3	7	10	14	17	21	24	28	31	34
TM1000	Flow (L/min)	980.4	952.4	884.6	808.6	722.6	614	514.3	375.9	212.4	32.9

TORRENTMASTER PRICING

Model	Code	Price
TorrentMaster TM1000	OTM1000R	\$2,480.98



BLAZEMASTER PUMPS - OTHER

MINIBLAZE

LIGHTWEIGHT, EFFICIENT AND VERSATILE.

The MiniBlaze is perfect in situations where there is isolation from electrical power preventing electrical pumps being used.

The MiniBlaze is equally at home helping plumbers and tradesman to evacuate water from work sites.

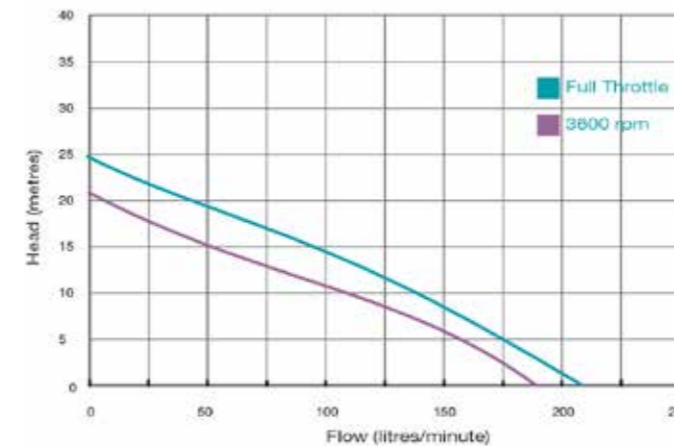
Versatility of the MiniBlaze is endless, from tradies to river camp sites.

KEY FEATURES

- Lightweight high grade corrosion resistant materials.
- Strong and durable construction.
- Max. head - 20 m.
- Max. flow - 175 lpm.

APPLICATIONS

- Fire fighting.
- Water transfer.
- Ute packs and spray units.
- Water evacuation.



ENGINE DATA

Model	Engine	Model	Nominal kW @ 3600 RPM	Displacement CC	Fuel Tank Capacity	Fuel	Fuel Consumption	Recommended Oil Type	Oil Capacity
MB25L	Loncin	152F	1.2	1.63	1.4 Litres	Unleaded	4.35 g/kW-h	SAE1030	0.45 Litres

PERFORMANCE TABLE

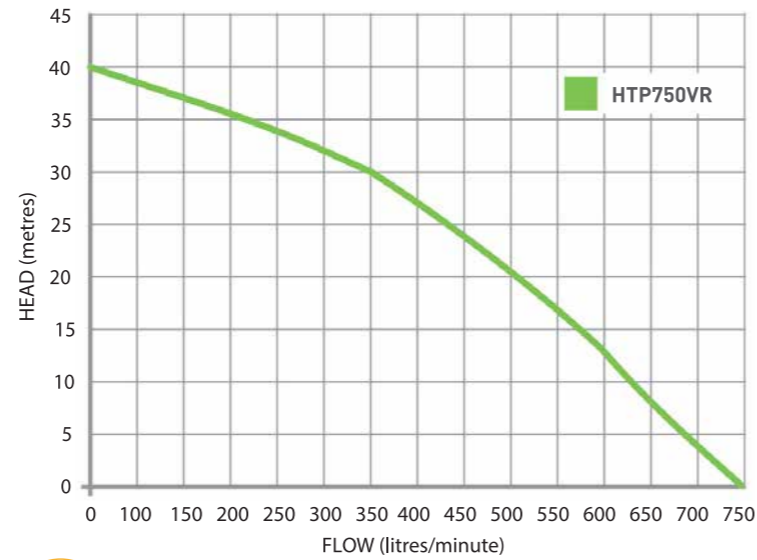
Model	Delivery Head (m)	5	10	15	20	25
MB25L	Capacity (litres per minute)	175	135	90	40	0

MINIBLAZE PRICING

Model	Code	Price
MiniBlaze 25	MB25L	\$694.49
MiniBlaze and Hose Kit	MB25LK	\$981.07

BLAZEMASTER PUMPS - OTHER

HTP750VR POLYPUMP - Engine Driven Transfer Pump



The HTP750VR is a versatile, economic, water and chemical transfer pump powered by a reliable Honda 6.5 hp engine. The pump casing is manufactured from polypropylene with 2" suction and discharge ports providing high volume capacity.

KEY FEATURES

- High strength nylon impeller handles solid particles in suspension up to 20mm.
- High quality VITON mechanical seal and inlet valve for reliability and longevity.
- VITON seal kit.
- 2" connections for high volume capacity.
- Polypropylene housing for chemical transfer.
- Roll frame fitted for stability and ease of transporting.
- Quick connect camlock fittings supplied.
- Lightweight, easy to handle.
- Honda GX200 6.5 hp engine.
- Pump and engine repair parts available for ease of servicing.
- Assembled in Australia.

APPLICATIONS

- Irrigation
- Tank Filling
- Flood Water Removal
- Liquid Fertiliser Transfer
- Chemical Transfer.



BLAZEMASTER PUMPS - OTHER

HTP1600V - Engine Driven Transfer Pump

The 3" Hypro Self-Priming Polypropylene Transfer Pump handles large, high capacity, liquid transfer jobs with ease. Use them for transferring water, liquid fertilizers and other chemicals compatible with pump materials.

Make short work of other farm jobs: filling nurse tanks, watering seedbeds and transferring liquids. This self-priming model also makes it ideal for de-watering applications.

KEY FEATURES

- High strength nylon impeller handles solid particles in suspension up to 20mm.
- High quality VITON mechanical seal and inlet valve for reliability and longevity.
- Complete VITON seal kit.
- Great efficiency 3" transfer pump delivering highest flow rate in the market of up to 1600 lpm.
- 3" Polypropylene housing for corrosive chemical transfer.
- Quick connect camlock fittings supplied.
- Honda GX390 13 hp engine Pump and engine repair parts available for ease of servicing.
- Assembled and tested in Australia.

ENGINE DATA

Model	Engine	Model	Displacement CC	Continuous Duty	Fuel Tank Capacity	Fuel	Fuel Consumption @ 3600 RPM	Recommended Oil Type	Oil Capacity
HTP750VR	Honda	GX200	196	3000 RPM	3.1 Litres	Unleaded	1.7 litres/hour	10W/30API SG	0.6 Litres

PERFORMANCE TABLE

Model	Operating Pressure (kPa)	Max Flow (l/min)	Max Head (m)	Max Suction (m)	Inlet/Outlet
HTP750VR	400	750	40	6	2"NPT

HTP750VR POLYPUMP PRICING

Model	Code	Price
HTP750VR Polypump	HTP750VR	\$2,056.89

ENGINE DATA

Model	Engine	Displacement CC RPM	Continuous Duty	Fuel Tank Capacity	Fuel	Fuel Consumption @3600 RPM	Recommended Oil Type	Oil Capacity
GX390	Honda	389	3000 RPM	6.1 litres	Unleaded	3.7 litres/hour	10W/30 API SG	1.1 Litres

PERFORMANCE TABLE

Part number	Operating Pressure	Max. Flow	Max. Head	Max. Suction	Inlet / Outlet
HTP1600V	380 kPa	1600 lpm	38 m	7.6 m	3" NPT with cam lock fitting supplied

HTP1600V PRICING

Model	Code	Price
HTP1600V	HTP1600V	\$5,633.33

VERTICAL MULTISTAGE PUMPS

SBI SERIES



VERTICAL MULTISTAGE PUMPS

PVMI 1

Corrosion resistant Stainless Steel, vertical multistage pumps.

KEY FEATURES

- All wetted parts 304 grade Stainless Steel (SBI)
- Available with all wetted parts 316 grade Stainless Steel (SBN)
- High efficiency, low maintenance
- TECO TEFC High Efficiency IE3 IP55 with Rain-hat – Standard
- Low noise operation
- Vertical design with small footprint
- Mechanical seal to DIN 24960
- Silicon carbide, product lubricated bearings
- High quality Stainless Steel cartridge type mechanical seal fitted as standard
- Cast Iron flanges with drilling to DIN (ISO), ANSI class 300, ISO2129 (table D/D and table F/H)
- AS4020 Approved

APPLICATIONS

- Irrigation
- Domestic water boosters
- Sprinkler / Fire fighting
- Water treatment plants
- Boiler feed
- Chemical / Processing
- Food processing

OPERATING LIMITS

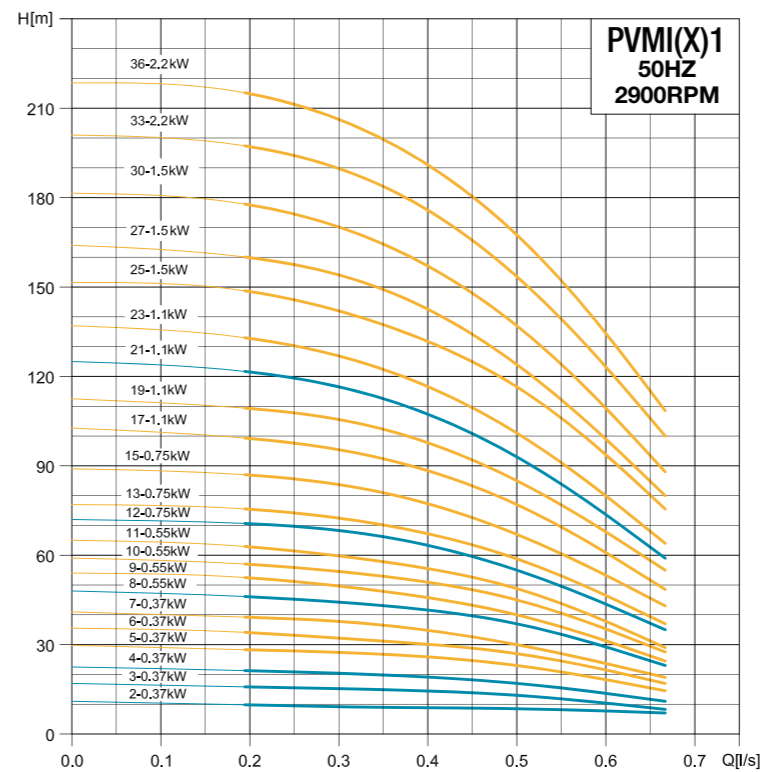
- Capacity: Maximum 180m³/hour
- Head: Maximum 320 metres
- Liquid Temperature: -15°C to +120°C
- Maximum Ambient Temperature: +40°C
- Pumped Liquid: Potable water, clean water, sea water (SBN), hard water (SBN), Mildly Aggressive Chemicals (SBN).



SBI 1 - 32mm Discharge Nominal Flow 0.27 litres/second (1m³/h)

43SP7

Model	kW	304SS Bare Shaft		304SS Single Phase		304SS Three Phase	
		Code	Price	Code	Price	Code	Price
PVMI 1-2	0.37	SBI1-02B	\$1,288.64	SBI1-02S	\$1,773.04	SBI1-02T	\$1,574.45
PVMI 1-3	0.37	SBI1-03B	\$1,339.12	SBI1-03S	\$1,832.64	SBI1-03T	\$1,627.40
PVMI 1-4	0.37	SBI1-04B	\$1,415.29	SBI1-04S	\$1,893.86	SBI1-04T	\$1,684.09
PVMI 1-5	0.37	SBI1-05B	\$1,444.95	SBI1-05S	\$1,963.58	SBI1-05T	\$1,736.30
PVMI 1-6	0.37	SBI1-06B	\$1,502.19	SBI1-06S	\$1,990.72	SBI1-06T	\$1,779.79
PVMI 1-7	0.37	SBI1-07B	\$1,545.57	SBI1-07S	\$2,056.57	SBI1-07T	\$1,843.08
PVMI 1-8	0.55	SBI1-08B	\$1,604.08	SBI1-08S	\$2,162.63	SBI1-08T	\$1,882.59
PVMI 1-9	0.55	SBI1-09B	\$1,634.75	SBI1-09S	\$2,337.56	SBI1-09T	\$2,220.69
PVMI 1-10	0.55	SBI1-10B	\$1,734.57	SBI1-10S	\$2,448.87	SBI1-10T	\$2,247.12
PVMI 1-11	0.55	SBI1-11B	\$1,821.93	SBI1-11S	\$2,546.27	SBI1-11T	\$2,286.77
PVMI 1-12	0.75	SBI1-12B	\$1,884.33	SBI1-12S	\$2,574.10	SBI1-12T	\$2,366.09
PVMI 1-13	0.75	SBI1-13B	\$1,971.68	SBI1-13S	\$2,614.37	SBI1-13T	\$2,379.30
PVMI 1-15	0.75	SBI1-15B	\$2,116.28	SBI1-15S	\$2,761.08	SBI1-15T	\$2,445.40
PVMI 1-17	1.1	SBI1-17B	\$2,288.81	SBI1-17S	\$2,995.92	SBI1-17T	\$2,499.08
PVMI 1-19	1.1	SBI1-19B	\$2,446.46	SBI1-19S	\$3,168.07	SBI1-19T	\$2,664.02
PVMI 1-21	1.1	SBI1-21B	\$2,600.65	SBI1-21S	\$3,342.85	SBI1-21T	\$2,827.85
PVMI 1-23	1.1	SBI1-23B	\$2,990.04	SBI1-23S	\$3,503.02	SBI1-23T	\$2,976.34
PVMI 1-25	1.5	SBI1-25B	\$3,127.85	SBI1-25S	\$4,074.11	SBI1-25T	\$3,400.64
PVMI 1-27	1.5	SBI1-27B	\$3,359.42	SBI1-27S	\$4,316.38	SBI1-27T	\$3,611.70
PVMI 1-30	1.5	SBI1-30B	\$3,646.96	SBI1-30S	\$4,530.57	SBI1-30T	\$3,861.44
PVMI 1-33	2.2	SBI1-33B	\$4,076.63	SBI1-33S	\$5,097.58	SBI1-33T	\$4,322.33
PVMI 1-36	2.2	SBI1-36B	\$4,105.58	SBI1-36S	\$5,352.82	SBI1-36T	\$5,585.57



Flanged DN25/32 (See Data Sheet for flange compatibility)
Companion flanges included.
All single phase units fitted with 1.2m lead and 3 pin plug.

VERTICAL MULTISTAGE PUMPS

PVMI 3



SBI 3 - 32mm Discharge Nominal Flow 0.83 litres/second (3m³/h)

43SP7

Model	kW	304SS Bare Shaft		304SS - 1 x 240v 50Hz Single Phase		304SS - 3 x 415v 50Hz Three Phase	
		Code	Price	Code	Price	Code	Price
PVMI 3-2	0.37	SBI3-02B	\$1,283.48	SBI3-02S	\$1,772.26	SBI3-02T	\$1,564.09
PVMI 3-3	0.37	SBI3-03B	\$1,334.08	SBI3-03S	\$1,829.08	SBI3-03T	\$1,620.27
PVMI 3-4	0.37	SBI3-04B	\$1,395.21	SBI3-04S	\$1,894.79	SBI3-04T	\$1,684.24
PVMI 3-5	0.37	SBI3-05B	\$1,454.47	SBI3-05S	\$1,950.82	SBI3-05T	\$1,741.88
PVMI 3-6	0.55	SBI3-06B	\$1,505.18	SBI3-06S	\$2,042.51	SBI3-06T	\$1,794.91
PVMI 3-7	0.55	SBI3-07B	\$1,566.02	SBI3-07S	\$2,110.68	SBI3-07T	\$1,861.22
PVMI 3-8	0.75	SBI3-08B	\$1,664.94	SBI3-08S	\$2,334.63	SBI3-08T	\$1,961.67
PVMI 3-9	0.75	SBI3-09B	\$1,736.85	SBI3-09S	\$2,424.75	SBI3-09T	\$2,046.57
PVMI 3-10	0.75	SBI3-10B	\$1,807.51	SBI3-10S	\$2,500.20	SBI3-10T	\$2,105.69
PVMI 3-11	1.1	SBI3-11B	\$1,894.54	SBI3-11S	\$2,758.30	SBI3-11T	\$2,235.15
PVMI 3-12	1.1	SBI3-12B	\$2,002.95	SBI3-12S	\$2,836.99	SBI3-12T	\$2,342.95
PVMI 3-13	1.1	SBI3-13B	\$2,063.25	SBI3-13S	\$2,910.28	SBI3-13T	\$2,414.77
PVMI 3-15	1.1	SBI3-15B	\$2,266.32	SBI3-15S	\$3,119.46	SBI3-15T	\$2,607.53
PVMI 3-17	1.5	SBI3-17B	\$2,498.90	SBI3-17S	\$3,634.89	SBI3-17T	\$2,959.88
PVMI 3-19	1.5	SBI3-19B	\$2,656.32	SBI3-19S	\$3,819.64	SBI3-19T	\$3,149.34
PVMI 3-21	2.2	SBI3-21B	\$2,750.33	SBI3-21S	\$3,950.74	SBI3-21T	\$3,235.05
PVMI 3-23	2.2	SBI3-23B	\$2,949.31	SBI3-23S	\$4,155.20	SBI3-23T	\$3,446.17
PVMI 3-25	2.2	SBI3-25B	\$3,174.39	SBI3-25S	\$4,380.53	SBI3-25T	\$3,675.66
PVMI 3-27	2.2	SBI3-27B	\$3,317.02	SBI3-27S	\$4,584.30	SBI3-27T	\$3,829.58
PVMI 3-29	2.2	SBI3-29B	\$3,489.05	SBI3-29S	\$4,777.24	SBI3-29T	\$4,013.60
PVMI 3-31	3	SBI3-31B	\$3,602.57	SBI3-31S	\$4,988.96	SBI3-31T	\$4,165.02
PVMI 3-33	3	SBI3-33B	\$3,753.26	SBI3-33S	\$5,171.39	SBI3-33T	\$4,318.88
PVMI 3-36	3	SBI3-36B	\$3,953.76	SBI3-36S	\$5,355.37	SBI3-36T	\$4,546.68

Flanged DN25/32 (See Data Sheet for flange compatibility) Companion flanges included.

All single phase units fitted with 1.2m lead and 3 pin plug.

PVMI FIXED SPEED PRESSURE UNITS ON BASE WITH MANIFOLD

Model	kW	M (PSI)	Tank	Single Phase		Three Phase	
				Code	Price	Code	Price
PVMI3-07	0.55	33(46)	58L	SBI3-07S-NPU1	POA	SBI3-07T-NPU1	POA
PVMI3-08	0.75	40(56)	58L	SBI3-08S-NPU1	POA	SBI3-08T-NPU1	POA
PVMI3-09	0.75	45(63)	58L	SBI3-09S-NPU1	POA	SBI3-09T-NPU1	POA
PVMI3-11	1.10	53(75)	58L	SBI3-11S-NPU1	POA	SBI3-11T-NPU1	POA
PVMI3-12	1.10	61(86)	58L	SBI3-12S-NPU1	POA	SBI3-12T-NPU1	POA



VERTICAL MULTISTAGE PUMPS

PVMI 3

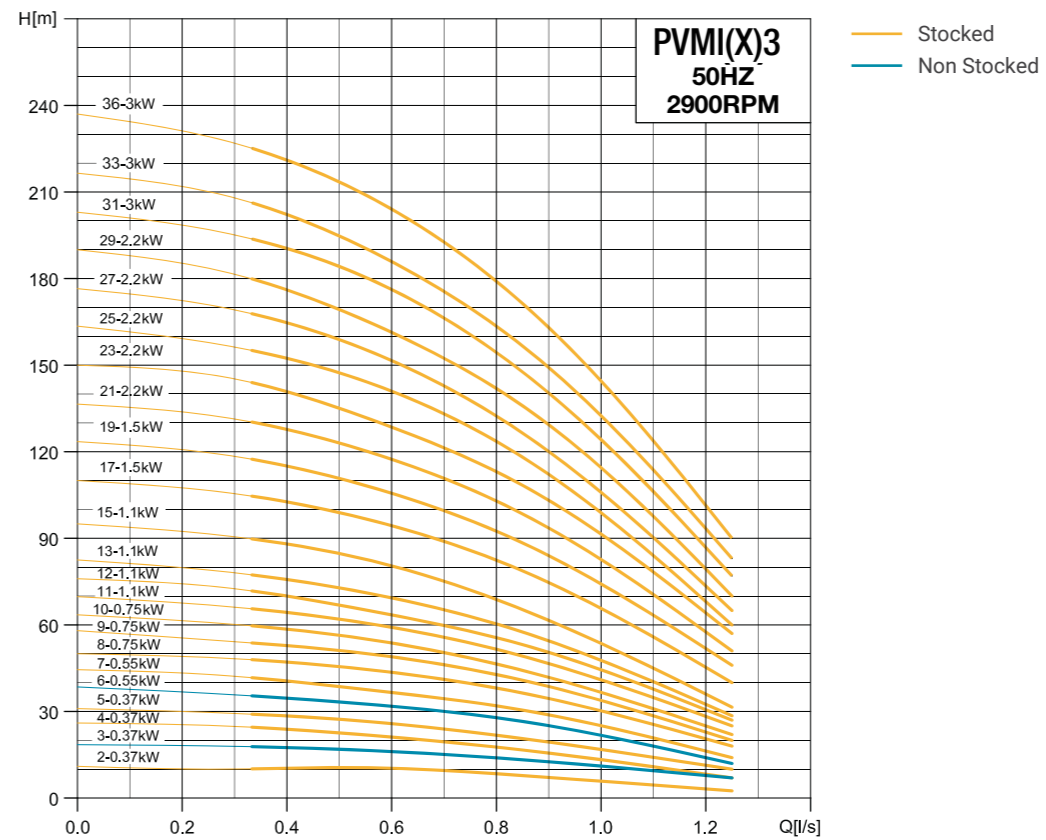
PVMI VARIABLE SPEED PRESSURE SYSTEM ON BASE WITH MANIFOLD

Model	kW	Tank	Single Phase		Three Phase	
			Code	Price	Code	Price
PVMIE3-5-M	0.37	18L	SBIE03-05MS	POA		
PVMIE3-7-M	0.55	18L	SBIE03-07MS	POA		
PVMIE3-10-M	0.75	18L	SBIE03-10MS	POA		
PVMIE3-15-M	1.1	18L	SBIE03-15MS	POA		
PVMIE3-19-M	1.5	18L	SBIE03-19MS	POA	SBIE03-19MT	POA



PVMI VARIABLE SPEED PUMP

Model	kW	Single Phase		Three Phase	
		Code	Price	Code	Price
PVMIE3-5	0.37	SBIE03-05S	POA		
PVMIE3-7	0.55	SBIE03-07S	POA		
PVMIE3-10	0.75	SBIE03-10S	POA	SBIE03-10T	POA
PVMIE3-15	1.1	SBIE03-15S	POA	SBIE03-15T	POA
PVMIE3-19	1.5			SBIE03-19T	POA
PVMIE3-23	2.2			SBIE03-23T	POA
PVMIE3-29	2.2			SBIE03-29T	POA
PVMIE3-36	3.0			SBIE03-36T	POA



VERTICAL MULTISTAGE PUMPS

PVMI 5



SBI 5 - 32mm Discharge Nominal Flow 1.4 li es/second (5m³/h)

43SP7

Model	kW	304SS Bare Shaft		304SS Single Phase		304SS Three Phase	
		Code	Price	Code	Price	Code	Price
PVMI 5-2	0.37	SBI5-02B	\$1,431.24	SBI5-02S	\$1,878.25	SBI5-02T	\$1,671.98
PVMI 5-3	0.55	SBI5-03B	\$1,507.94	SBI5-03S	\$2,008.41	SBI5-03T	\$1,753.37
PVMI 5-4	0.55	SBI5-04B	\$1,679.31	SBI5-04S	\$2,148.12	SBI5-04T	\$1,884.69
PVMI 5-5	0.75	SBI5-05B	\$1,784.34	SBI5-05S	\$2,447.57	SBI5-05T	\$2,033.91
PVMI 5-6	1.1	SBI5-06B	\$1,825.73	SBI5-06S	\$2,578.85	SBI5-06T	\$2,090.37
PVMI 5-7	1.1	SBI5-07B	\$1,897.03	SBI5-07S	\$2,679.21	SBI5-07T	\$2,164.95
PVMI 5-8	1.1	SBI5-08B	\$1,960.61	SBI5-08S	\$2,771.83	SBI5-08T	\$2,231.73
PVMI 5-9	1.5	SBI5-09B	\$2,249.96	SBI5-09S	\$3,258.42	SBI5-09T	\$2,482.47
PVMI 5-10	1.5	SBI5-10B	\$2,341.54	SBI5-10S	\$3,311.30	SBI5-10T	\$2,653.21
PVMI 5-11	2.2	SBI5-11B	\$2,508.84	SBI5-11S	\$3,620.86	SBI5-11T	\$2,874.94
PVMI 5-12	2.2	SBI5-12B	\$2,558.59	SBI5-12S	\$3,691.57	SBI5-12T	\$2,928.30
PVMI 5-13	2.2	SBI5-13B	\$2,668.34	SBI5-13S	\$3,805.21	SBI5-13T	\$3,035.93
PVMI 5-14	2.2	SBI5-14B	\$2,742.09	SBI5-14S	\$3,869.07	SBI5-14T	\$3,111.27
PVMI 5-15	2.2	SBI5-15B	\$2,829.68	SBI5-15S	\$3,964.09	SBI5-15T	\$3,200.08
PVMI 5-16	2.2	SBI5-16B	\$2,895.21	SBI5-16S	\$4,047.73	SBI5-16T	\$3,266.92
PVMI 5-18	3	SBI5-18B	\$3,217.17	SBI5-18S	\$4,187.91	SBI5-18T	\$3,637.10
PVMI 5-20	3	SBI5-20B	\$3,381.61	SBI5-20S	\$4,364.30	SBI5-20T	\$3,802.39
PVMI 5-22	4	SBI5-22B	\$3,448.59			SBI5-22T	\$4,022.70
PVMI 5-24	4	SBI5-24B	\$3,606.71			SBI5-24T	\$4,183.20
PVMI 5-26	4	SBI5-26B	\$3,946.25			SBI5-26T	\$4,374.70
PVMI 5-29	4	SBI5-29B	\$4,045.50			SBI5-29T	\$4,626.69
PVMI 5-32	5.5	SBI5-32B	\$4,387.55			SBI5-32T	\$5,265.38
PVMI 5-36	5.5	SBI5-36B	\$4,831.29			SBI5-36T	\$5,563.10

Flanged DN25/32 (See Data Sheet for flange compatibility) Companion flanges included.

All single phase units fitted with 1.2m lead and 3 pin plug.

PVMI FIXED SPEED PRESSURE UNITS ON BASE WITH MANIFOLD

Model	kW	M (PSI)	Tank	Single Phase		Three Phase		
				Code	Price	Code	Price	
PVMI5-07	1.10	1.1	30(42)	80L	SBI5-07S-NPU1	POA	SBI5-07T-NPU1	POA
PVMI5-08	1.10	1.1	35(49)	80L	SBI5-08S-NPU1	POA	SBI5-08T-NPU1	POA
PVMI5-09	1.50	1.5	41(58)	80L	SBI5-09S-NPU1	POA	SBI5-09T-NPU1	POA
PVMI5-10	1.50	1.5	48(68)	80L	SBI5-10S-NPU1	POA	SBI5-10T-NPU1	POA
PVMI5-11	2.20	2.2	53(75)	80L	SBI5-11S-NPU1	POA	SBI5-11T-NPU1	POA
PVMI5-12	2.20	2.2	59(83)	80L	SBI5-12S-NPU1	POA	SBI5-12T-NPU1	POA



VERTICAL MULTISTAGE PUMPS

PVMI 5

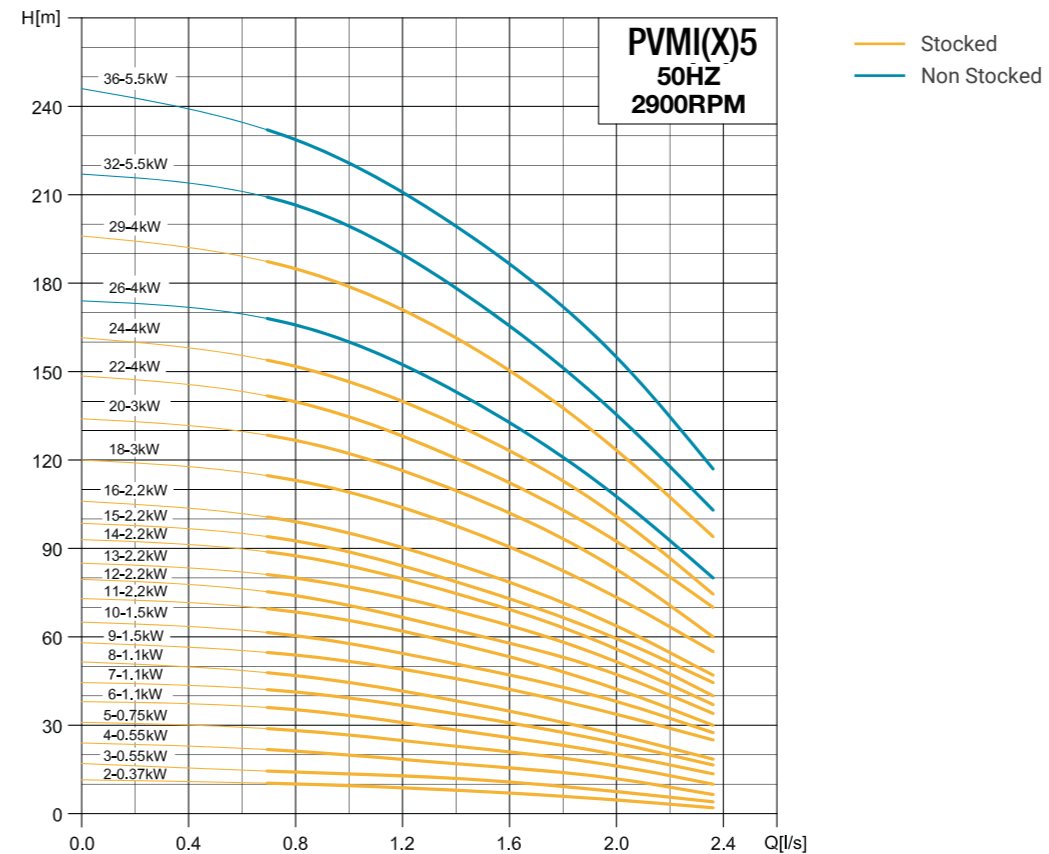
PVMI VARIABLE SPEED PRESSURE SYSTEM ON BASE WITH MANIFOLD

Model	kW	Tank	Single Phase		Three Phase	
			Code	Price	Code	Price
PVMIE5-4-M	0.55	18L	SBIE05-04MS	POA		
PVMIE5-8-M	1.1	18L	SBIE05-08MS	POA	SBIE05-08MT	POA
PVMIE5-10-M	1.5	18L	SBIE05-10MS	POA	SBIE05-10MT	POA
PVMIE5-16-M	2.2	18L	SBIE05-16MS	POA	SBIE05-16MT	POA
PVMIE5-20-M	3	18L			SBIE05-20MT	POA



PVMI VARIABLE SPEED PUMP

Model	kW	Single Phase		Three Phase	
		Code	Price	Code	Price
PVMIE5-2	0.37	SBIE05-02S	POA		
PVMIE5-4	0.55	SBIE05-04S	POA		
PVMIE5-8	1.1	SBIE05-08S	POA	SBIE05-08T	POA
PVMIE5-10	1.5			SBIE05-10T	POA
PVMIE5-16	2.2			SBIE05-16T	POA
PVMIE5-20	3			SBIE05-20T	POA
PVMIE5-29	4			SBIE05-29T	POA
PVMIE5-36	5.5			SBIE05-36T	POA



VERTICAL MULTISTAGE PUMPS

PVMI 10



SBI 10 - 40mm Discharge Nominal Flow 2.8 litres/second (10m³/h)

43SP7

Model	kW	304SS Bare Shaft		304SS Single Phase		304SS Three Phase	
		Code	Price	Code	Price	Code	Price
PVMI 10-1	0.37	SBI10-01B	\$1,886.48	SBI10-01S	\$2,398.16	SBI10-01T	\$2,186.59
PVMI 10-2	0.75	SBI10-02B	\$2,086.24	SBI10-02S	\$2,670.26	SBI10-02T	\$2,351.48
PVMI 10-3	1.1	SBI10-03B	\$2,407.86	SBI10-03S	\$3,201.40	SBI10-03T	\$2,707.68
PVMI 10-4	1.5	SBI10-04B	\$2,569.57	SBI10-04S	\$3,672.54	SBI10-04T	\$3,052.75
PVMI 10-5	2.2	SBI10-05B	\$2,806.06	SBI10-05S	\$3,996.82	SBI10-05T	\$3,308.76
PVMI 10-6	2.2	SBI10-06B	\$3,041.26	SBI10-06S	\$4,177.53	SBI10-06T	\$3,463.90
PVMI 10-7	3	SBI10-07B	\$3,197.86	SBI10-07S	\$4,197.41	SBI10-07T	\$3,789.49
PVMI 10-8	3	SBI10-08B	\$3,425.50	SBI10-08S	\$4,300.99	SBI10-08T	\$3,930.03
PVMI 10-9	3	SBI10-09B	\$3,619.26	SBI10-09S	\$4,527.87	SBI10-09T	\$4,072.47
PVMI 10-10	4	SBI10-10B	\$3,985.62			SBI10-10T	\$4,725.91
PVMI 10-12	4	SBI10-12B	\$4,195.17			SBI10-12T	\$5,039.67
PVMI 10-14	5.5	SBI10-14B	\$4,409.38			SBI10-14T	\$5,979.57
PVMI 10-16	5.5	SBI10-16B	\$4,506.19			SBI10-16T	\$6,338.54
PVMI 10-18	7.5	SBI10-18B	\$4,812.88			SBI10-18T	\$6,912.50
PVMI 10-20	7.5	SBI10-20B	\$5,229.51			SBI10-20T	\$7,236.01
PVMI 10-22	7.5	SBI10-22B	\$5,662.26			SBI10-22T	\$7,569.24

Flanged DN40 (See Data Sheet for flange compatibility) Companion flanges not included.

All single phase units fitted with 1.2m lead and 3 pin plug.

PVMI FIXED SPEED PRESSURE UNITS ON BASE WITH MANIFOLD

Model	kW	M (PSI)	Tank	Single Phase		Three Phase	
				Code	Price	Code	Price
PVMI10-03	1.1	24(34)	80L	SBI10-03S-NPU1	POA	SBI10-03T-NPU1	POA
PVMI10-04	1.5	34(48)	80L	SBI10-04S-NPU1	POA	SBI10-04T-NPU1	POA
PVMI10-05 2.20	2.2	43(61)	80L	SBI10-05S-NPU1	POA	SBI10-05T-NPU1	POA
PVMI10-06 2.20	2.2	52(74)	80L	SBI10-06S-NPU1	POA	SBI10-06T-NPU1	POA
PVMI10-08 3	3.0	70(99)	80L			SBI10-08T-NPU1	POA
PVMI10-10 4	4.0	86(122)	80L				
PVMI10-12 4	4.0	104(147)	80L				



VERTICAL MULTISTAGE PUMPS

PVMI 10

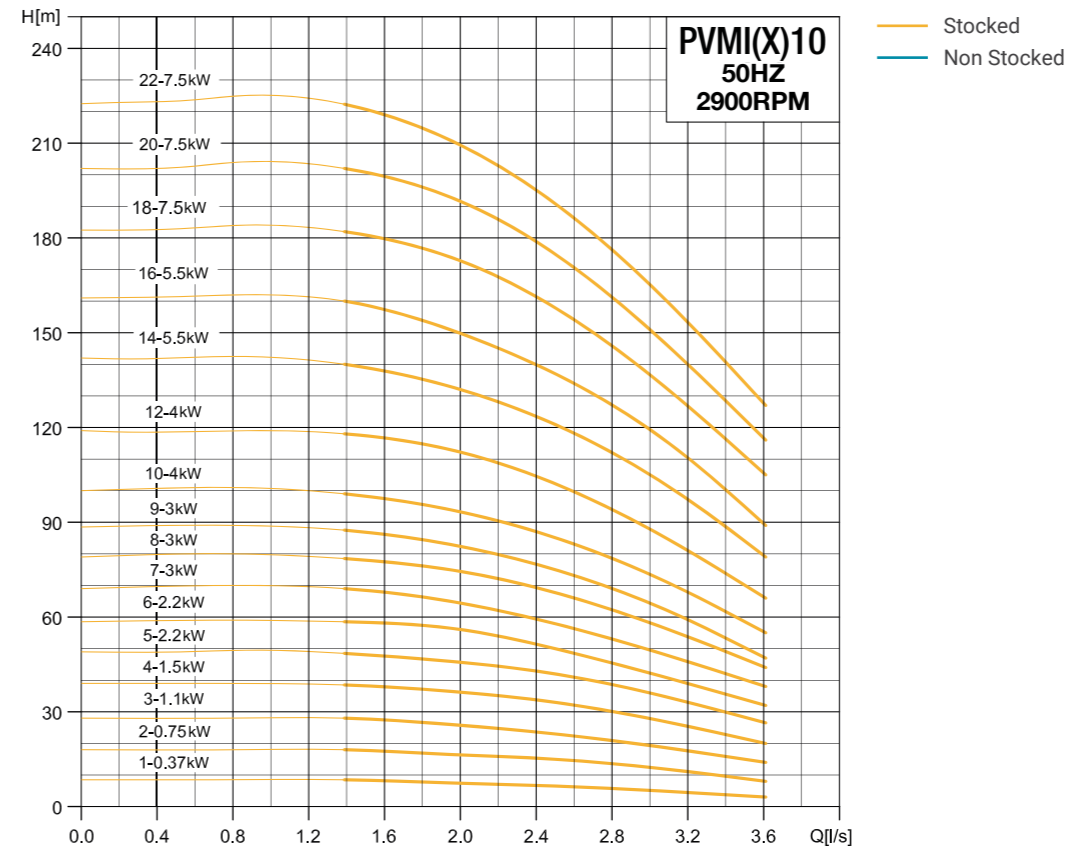
PVMI VARIABLE SPEED PRESSURE SYSTEM ON BASE WITH MANIFOLD

Model	kW	Tank	Single Phase		Three Phase	
			Code	Price	Code	Price
PVMIE10-4-M	1.5	18L	SBIE10-04MS	POA	SBIE10-04MT	POA
PVMIE10-6-M	2.2	18L	SBIE10-06MS	POA	SBIE10-06MT	POA
PVMIE10-9-M	3	18L			SBIE10-09MT	POA
PVMIE10-12-M	4	80L			SBIE10-12MT	POA
PVMIE10-16-M	5.5	80L			SBIE10-16MT	POA



PVMI VARIABLE SPEED PUMP

Model	kW	Single Phase		Three Phase	
		Code	Price	Code	Price
PVMIE10-2	0.75	SBIE10-02S	POA	SBIE10-02T	POA
PVMIE10-3	1.1	SBIE10-03S	POA	SBIE10-03T	POA
PVMIE10-4	1.5			SBIE10-04T	POA
PVMIE10-6	2.2			SBIE10-06T	POA
PVMIE10-9	3.0			SBIE10-09T	POA
PVMIE10-12	4.0			SBIE10-12T	POA
PVMIE10-16	5.5			SBIE10-16T	POA
PVMIE10-22	7.5			SBIE10-22T	POA



VERTICAL MULTISTAGE PUMPS

PVMI 15



SBI 15 - 65mm Discharge Nominal Flow 4.2 litres/second (15m³/h)

43SP7

Model	kW	304SS Bare Shaft		304SS Single Phase		304SS Three Phase	
		Code	Price	Code	Price	Code	Price
PVMI 15-1	1.1	SBI15-01B	\$2,483.08	SBI15-01S	\$3,314.71	SBI15-01T	\$3,029.63
PVMI15-2	2.2	SBI15-02B	\$2,630.82	SBI15-02S	\$4,176.85	SBI15-02T	\$3,741.49
PVMI 15-3	3	SBI15-03B	\$2,711.42	SBI15-03S	\$4,390.66	SBI15-03T	\$4,319.70
PVMI15-4	4	SBI15-04B	\$2,872.08			SBI15-04T	\$4,970.49
PVMI 15-5	4	SBI15-05B	\$3,111.58			SBI15-05T	\$5,195.58
PVMI 15-6	5.5	SBI15-06B	\$3,251.70			SBI15-06T	\$6,107.88
PVMI 15-7	5.5	SBI15-07B	\$3,423.92			SBI15-07T	\$6,414.62
PVMI 15-8	7.5	SBI15-08B	\$3,607.74			SBI15-08T	\$7,433.90
PVMI 15-9	7.5	SBI15-09B	\$3,932.42			SBI15-09T	\$7,668.96
PVMI 15-10	11	SBI15-10B	\$4,159.73			SBI15-10T	\$8,994.74
PVMI 15-12	11	SBI15-12B	\$4,400.75			SBI15-12T	\$9,460.01
PVMI15-14	11	SBI15-14B	\$4,667.12			SBI15-14T	\$9,979.70
PVMI 15-17	15	SBI15-17B	\$4,989.89			SBI15-17T	\$12,629.17

Flanged DN50 (See Data Sheet for flange compatibility) Companion flanges not included.
All single phase units fitted with 1.2m lead and 3 pin plug.

PVMI FIXED SPEED PRESSURE UNITS ON BASE WITH MANIFOLD

Model	kW	M (PSI)	Tank	Three Phase	
				Code	Price
PVMI15-04	4.0	45(63)	80L	SBI15-04T-NPU1	POA
PVMI15-05	4.0	57(80)	80L	SBI15-05T-NPU1	POA
PVMI15-06	5.5	68(95)	80L	SBI15-06T-NPU1	POA
PVMI15-07	5.5	82(116)	80L	SBI15-07T-NPU1	POA
PVMI15-08	7.5	93(132)	80L	SBI15-08T-NPU1	POA



VERTICAL MULTISTAGE PUMPS

PVMI 15

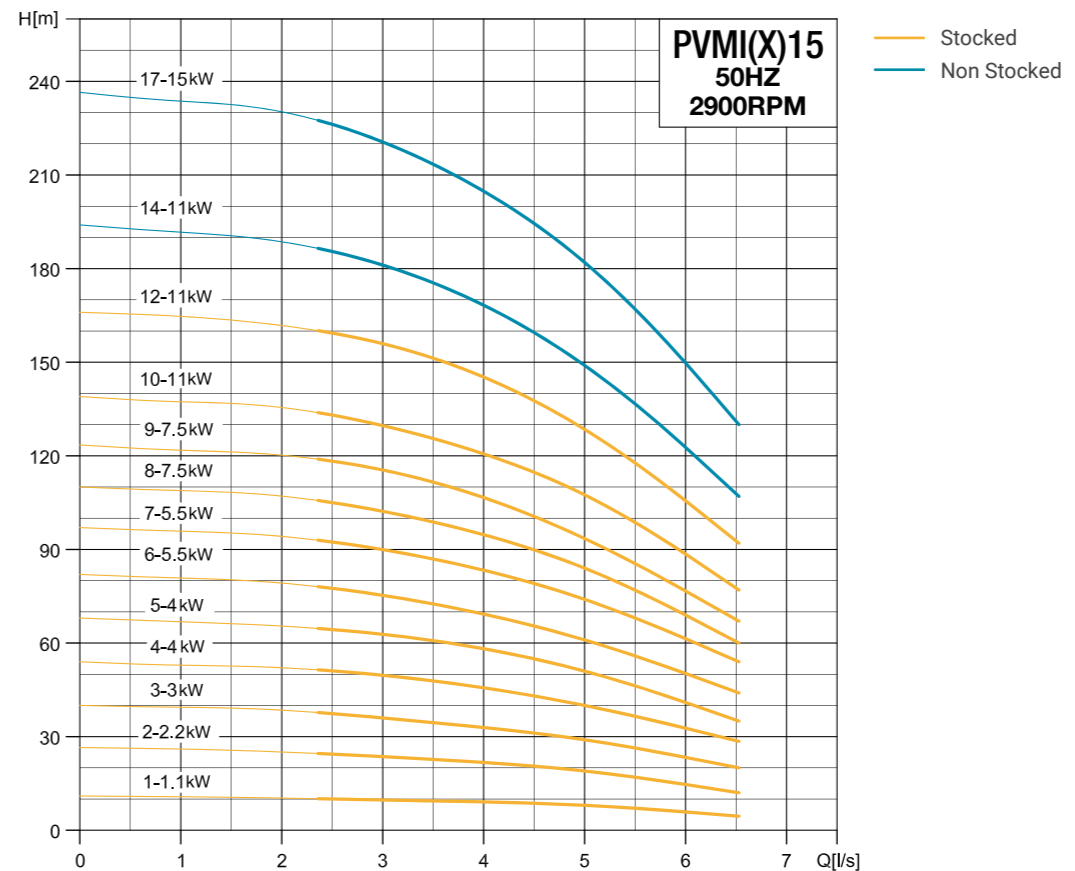
PVMI VARIABLE SPEED PRESSURE SYSTEM ON BASE WITH MANIFOLD

Model	kW	Tank	Three Phase	
			Code	Price
PVMIE15-2-M	2.2	18L	SBIE15-02MT	POA
PVMIE15-3-M	3.3	18L	SBIE15-03MT	POA
PVMIE15-5-M	4	18L	SBIE15-05MT	POA
PVMIE15-7-M	5.5	18L	SBIE15-07MT	POA
PVMIE15-9-M	7.5	80L	SBIE15-09MT	POA



PVMI VARIABLE SPEED PUMP

Model	kW	Single Phase		Three Phase	
		Code	Price	Code	Price
PVMIE15-1	1.1	SBIE15-01S	POA	SBIE15-01T	POA
PVMIE15-2	2.2			SBIE15-02T	POA
PVMIE15-3	3.3			SBIE15-03T	POA
PVMIE15-5	4			SBIE15-05T	POA
PVMIE15-7	5.5			SBIE15-07T	POA
PVMIE15-9	7.5			SBIE15-09T	POA



VERTICAL MULTISTAGE PUMPS

PVMI 20



SBI 20 - 65mm Discharge Nominal Flow 5.6 litres/second (20m³/h)

43SP7

Model	kW	304SS Bare Shaft		304SS Single Phase		304SS Three Phase	
		Code	Price	Code	Price	Code	Price
PVMI 20-1	1.1	SBI20-01B	\$2,003.91	SBI20-01S	\$3,435.38	SBI20-01T	\$2,932.17
PVMI 20-2	2.2	SBI20-02B	\$2,110.00	SBI20-02S	\$4,410.68	SBI20-02T	\$3,637.29
PVMI 20-3	4	SBI20-03B	\$2,204.67			SBI20-03T	\$4,979.78
PVMI 20-4	5.5	SBI20-04B	\$2,371.28			SBI20-04T	\$5,967.17
PVMI 20-5	5.5	SBI20-05B	\$2,515.72			SBI20-05T	\$6,189.00
PVMI 20-6	7.5	SBI20-06B	\$2,629.97			SBI20-06T	\$7,209.50
PVMI 20-7	7.5	SBI20-07B	\$2,771.73			SBI20-07T	\$7,446.92
PVMI 20-8	11	SBI20-08B	\$3,648.73			SBI20-08T	\$9,211.32
PVMI 20-10	11	SBI20-10B	\$4,036.28			SBI20-10T	\$9,593.01
PVMI 20-12	15	SBI20-12B	\$4,164.01			SBI20-12T	\$11,805.70
PVMI 20-14	15	SBI20-14B	\$4,353.75			SBI20-14T	\$12,374.67
PVMI 20-17	18.5	SBI20-17B	\$4,845.04			SBI20-17T	\$14,713.24

Flanged DN50 (See Data Sheet for flange compatibility) Companion flanges not included.

All single phase units fitted with 1.2m lead and 3 pin plug.

PVMI FIXED SPEED PRESSURE UNITS ON BASE WITH MANIFOLD

Model	kW	M (PSI)	Tank	Three Phase	
				Code	Price
PVMI20-05 5.50	5.5	58(82)	80L	SBI20-05T-NPU1	POA
PVMI20-06 7.50	7.5	69(97)	80L	SBI20-06T-NPU1	POA
PVMI20-07 7.50	7.5	82(116)	80L	SBI20-07T-NPU1	POA
PVMI20-08 11	11	93(136)	80L	SBI20-08T-NPU1	POA
PVMI20-10 11	11	118(167)	80L	SBI20-10T-NPU1	POA



VERTICAL MULTISTAGE PUMPS

PVMI 20

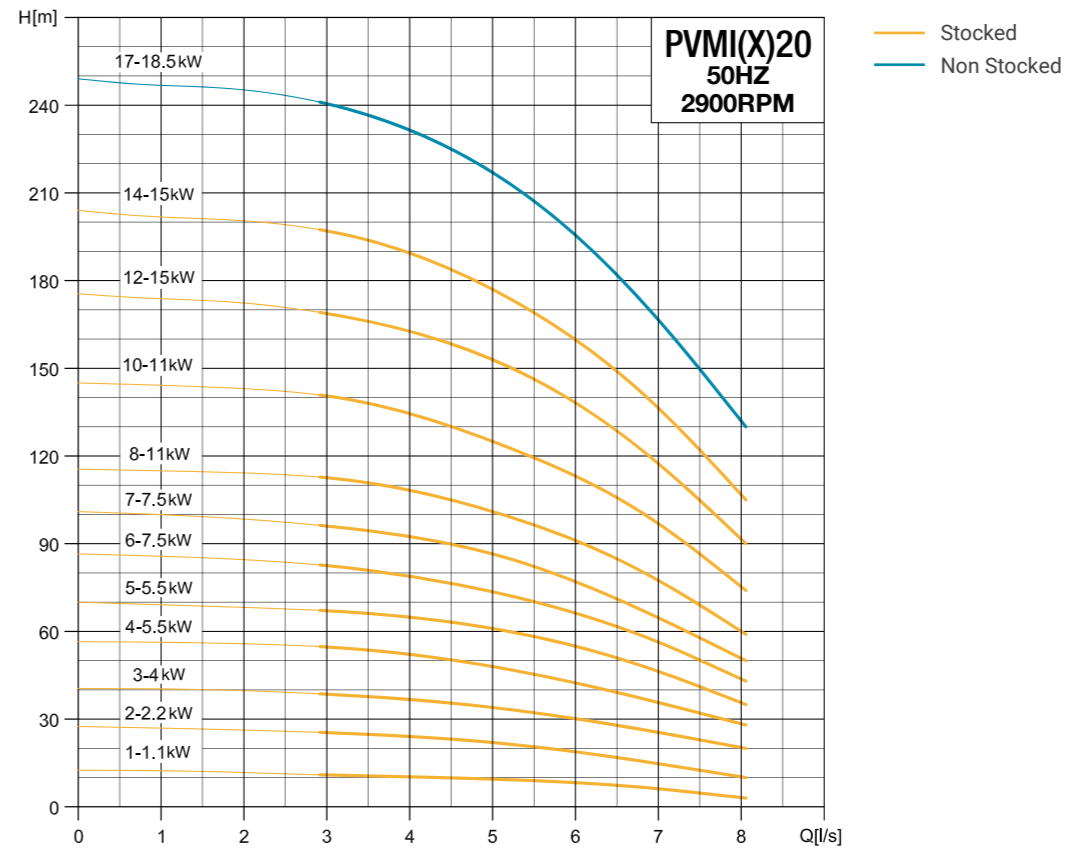
PVMI VARIABLE SPEED PRESSURE SYSTEM ON BASE WITH MANIFOLD

Model	kW	Tank	Three Phase	
			Code	Price
PVMIE20-3-M	4	80L	SBIE20-03MT	POA
PVMIE20-5-M	5.5	80L	SBIE20-05MT	POA
PVMIE20-7-M	7.5	80L	SBIE20-07MT	POA



PVMI VARIABLE SPEED PUMP

Model	kW	Three Phase	
		Code	Price
PVMIE20-1	1.1	SBIE20-01T	POA
PVMIE20-2	2.2	SBIE20-02T	POA
PVMIE20-3	4.0	SBIE20-03T	POA
PVMIE20-5	5.5	SBIE20-05T	POA
PVMIE20-7	7.5	SBIE20-07T	POA
PVMIE20-10	11.0	SBIE20-10T	POA
PVMIE20-14	15.0	SBIE20-14T	POA
PVMIE20-17	18.5	SBIE20-17T	POA



VERTICAL MULTISTAGE PUMPS

PVMI 32



SBI 32 - 65mm Discharge Nominal Flow 8.9 litres/second (32m³/h)

43SP7

Model	kW	304SS Bare Shaft		304SS Three Phase	
		Code	Price	Code	Price
PVMI 32-1-1	1.5	SBI32-01-1B	\$3,769.01	SBI32-01-1T	\$4,221.03
PVMI 32-1	2.2	SBI32-01B	\$4,017.99	SBI32-01T	\$4,535.55
PVMI 32-2-2	3	SBI32-02-2B	\$4,522.63	SBI32-02-2T	\$5,130.45
PVMI 32-2	4	SBI32-02B	\$5,240.30	SBI32-02T	\$6,002.91
PVMI 32-3-2	5.5	SBI32-03-2B	\$6,582.61	SBI32-03-2T	\$7,547.50
PVMI 32-3	5.5	SBI32-03B	\$6,582.61	SBI32-03T	\$7,547.50
PVMI 32-4-2	7.5	SBI32-04-2B	\$8,195.50	SBI32-04-2T	\$9,318.58
PVMI 32-4	7.5	SBI32-04B	\$8,195.50	SBI32-04T	\$9,318.58
PVMI 32-5-2	11	SBI32-05-2B	\$10,179.80	SBI32-05-2T	\$11,702.08
PVMI 32-5	11	SBI32-05B	\$10,179.80	SBI32-05T	\$11,702.08
PVMI 32-6-2	11	SBI32-06-2B	\$10,612.01	SBI32-06-2T	\$12,310.31
PVMI 32-6	11	SBI32-06B	\$10,612.01	SBI32-06T	\$12,310.31
PVMI 32-7-2	15	SBI32-07-2B	\$12,761.99	SBI32-07-2T	\$14,554.25
PVMI 32-7	15	SBI32-07B	\$12,761.99	SBI32-07T	\$14,554.25
PVMI 32-8-2	15	SBI32-08-2B	\$13,408.55	SBI32-08-2T	\$15,211.91
PVMI 32-8	15	SBI32-08B	\$13,408.55	SBI32-08T	\$15,211.91
PVMI 32-9-2	18.5	SBI32-09-2B	\$15,215.61	SBI32-09-2T	\$17,249.22
PVMI 32-9	18.5	SBI32-09B	\$15,215.61	SBI32-09T	\$17,249.22
PVMI 32-10-2	18.5	SBI32-10-2B	\$15,945.15	SBI32-10-2T	\$17,985.79
PVMI 32-10	18.5	SBI32-10B	\$15,945.15	SBI32-10T	\$17,985.79
PVMI 32-11-2	22	SBI32-11-2B	\$17,537.80	SBI32-11-2T	\$20,147.26
PVMI 32-11	22	SBI32-11B	\$17,537.80	SBI32-11T	\$20,147.26
PVMI 32-12-2	22	SBI32-12-2B	\$18,123.55	SBI32-12-2T	\$20,753.39
PVMI 32-12	22	SBI32-12B	\$18,123.55	SBI32-12T	\$20,753.39
PVMI 32-13-2	30	SBI32-13-2B	\$20,082.20	SBI32-13-2T	\$23,207.62
PVMI 32-13	30	SBI32-13B	\$20,082.20	SBI32-13T	\$23,207.62
PVMI 32-14-2	30	SBI32-14-2B	\$20,692.32	SBI32-14-2T	\$23,840.42
PVMI 32-14	30	SBI32-14B	\$20,947.90	SBI32-14T	\$23,840.42

Flanged DN65 in accordance with BS4504. Companion flanges not included.

PVMI FIXED SPEED PRESSURE UNITS ON BASE WITH MANIFOLD

Model	kW	M (PSI)	Tank	Three Phase	
				Code	Price
PVMI32-03	5.5	40(56)	80L	SBI32-03T-NPU1	POA
PVMI32-04	7.5	55(77)	80L	SBI32-04T-NPU1	POA
PVMI32-05	11	71(99)	80L	SBI32-05T-NPU1	POA
PVMI32-06	11	85(118)	80L	SBI32-06T-NPU1	POA
PVMI32-07	15	100(139)	80L	SBI32-07T-NPU1	POA



VERTICAL MULTISTAGE PUMPS

PVMI 32

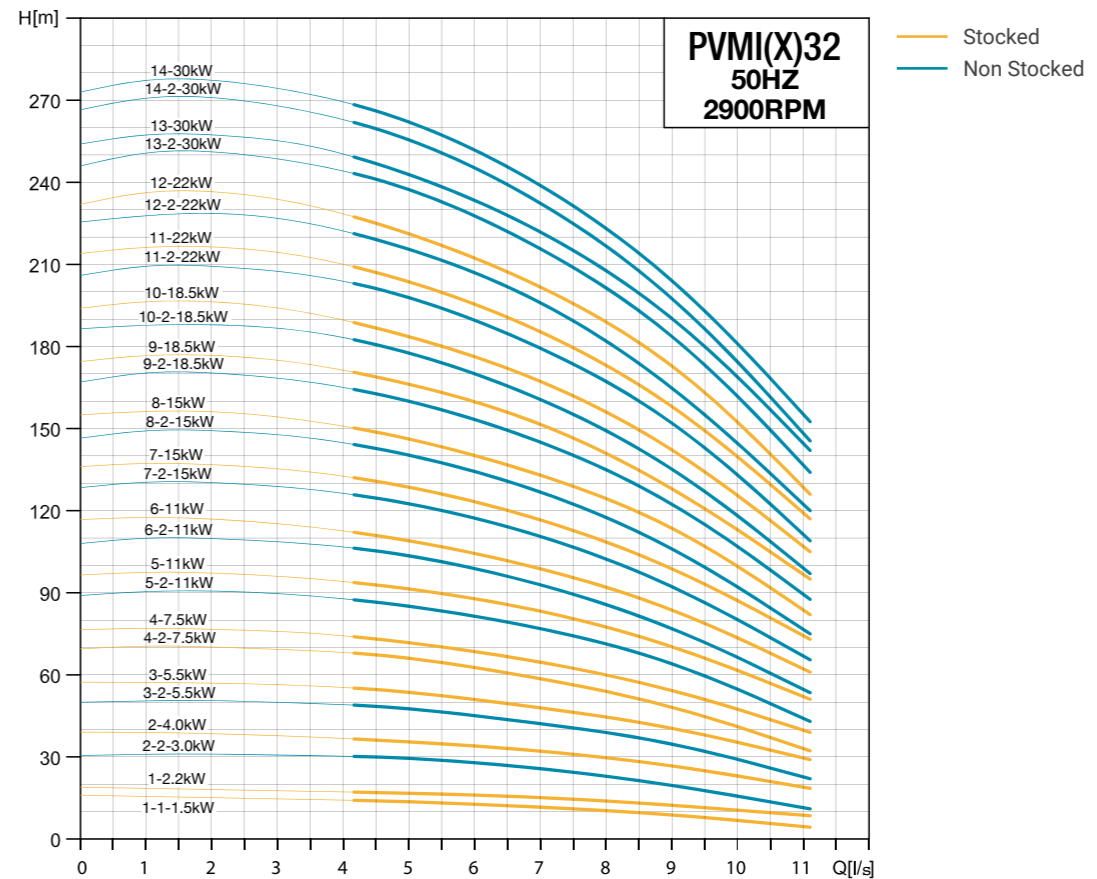
PVMI VARIABLE SPEED PRESSURE SYSTEM ON BASE WITH MANIFOLD

Model	kW	Tank	Three Phase	
			Code	Price
PVMIE32-3-M	5.5	80L	SBIE32-03MT	POA
PVMIE32-4-M	7.5	80L	SBIE32-05MT	POA
PVMIE32-6-M	11	80L	SBIE32-07MT	POA



PVMI VARIABLE SPEED PUMP

Model	kW	Three Phase	
		Code	Price
PVMIE32-1	2.2	SBIE32-01T	POA
PVMIE32-2-2	3.0	SBIE32-02-2T	POA
PVMIE32-2	4.0	SBIE32-02T	POA
PVMIE32-3	5.5	SBIE32-03T	POA
PVMIE32-4	7.5	SBIE32-04T	POA
PVMIE32-6	11.0	SBIE32-06T	POA
PVMIE32-8	150.0	SBIE32-08T	POA
PVMIE32-10	18.5	SBIE32-10T	POA
PVMIE32-12	22.0	SBIE32-12T	POA



VERTICAL MULTISTAGE PUMPS

PVMI 45

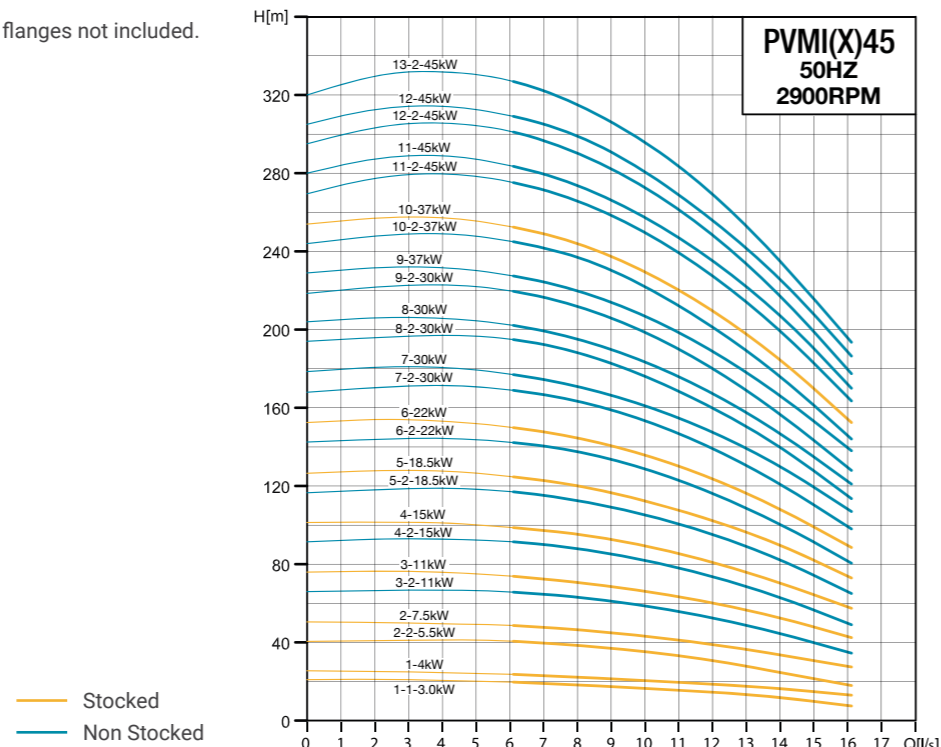


SBI 45 - 80mm Discharge Nominal Flow 12.5 litres/second (45m³/h)

43SP7

Model	kW	304SS Bare Shaft		304SS Three Phase	
		Code	Price	Code	Price
PVMI 45-1-1	3	SBI45-01-1B	\$3,771.29	SBI45-01-1T	\$4,575.56
PVMI 45-1	4	SBI45-01B	\$3,941.01	SBI45-01T	\$5,420.22
PVMI 45-2-2	5.5	SBI45-02-2B	\$5,084.38	SBI45-02-2T	\$6,834.73
PVMI 45-2	7.5	SBI45-02B	\$6,464.54	SBI45-02T	\$8,362.94
PVMI 45-3-2	11	SBI45-03-2B	\$8,158.10	SBI45-03-2T	\$10,583.88
PVMI 45-3	11	SBI45-03B	\$8,158.10	SBI45-03T	\$10,583.88
PVMI 45-4-2	15	SBI45-04-2B	\$10,308.06	SBI45-04-2T	\$13,331.40
PVMI 45-4	15	SBI45-04B	\$10,308.06	SBI45-04T	\$13,331.40
PVMI 45-5-2	18.5	SBI45-05-2B	\$12,648.03	SBI45-05-2T	\$15,710.83
PVMI 45-5	18.5	SBI45-05B	\$12,648.03	SBI45-05T	\$15,710.83
PVMI 45-6-2	22	SBI45-06-2B	\$14,589.26	SBI45-06-2T	\$17,817.34
PVMI 45-6	22	SBI45-06B	\$14,589.26	SBI45-06T	\$17,817.34
PVMI 45-7-2	30	SBI45-07-2B	\$15,779.50	SBI45-07-2T	\$19,605.89
PVMI 45-7	30	SBI45-07B	\$15,779.50	SBI45-07T	\$19,605.89
PVMI 45-8-2	30	SBI45-08-2B	\$16,263.01	SBI45-08-2T	\$20,183.51
PVMI 45-8	30	SBI45-08B	\$16,263.01	SBI45-08T	\$20,183.51
PVMI 45-9-2	30	SBI45-09-2B	\$18,112.14	SBI45-09-2T	\$20,685.04
PVMI 45-9	37	SBI45-09B	\$18,027.05	SBI45-09T	\$22,534.19
PVMI 45-10-2	37	SBI45-10-2B	\$19,055.49	SBI45-10-2T	\$23,617.90
PVMI 45-10	37	SBI45-10B	\$19,055.49	SBI45-10T	\$23,617.90
PVMI 45-11-2	45	SBI45-11-2B	\$23,814.28	SBI45-11-2T	\$29,565.15
PVMI 45-11	45	SBI45-11B	\$23,814.28	SBI45-11T	\$29,565.15
PVMI 45-12-2	45	SBI45-12-2B	\$25,463.92	SBI45-12-2T	\$30,650.05
PVMI 45-12	45	SBI45-12B	\$25,463.92	SBI45-12T	\$30,650.05
PVMI 45-13-2	45	SBI45-13-2B	\$25,766.89	SBI45-13-2T	\$30,911.81

Flanged DN80 in accordance with BS4504. Companion flanges not included.



VERTICAL MULTISTAGE PUMPS

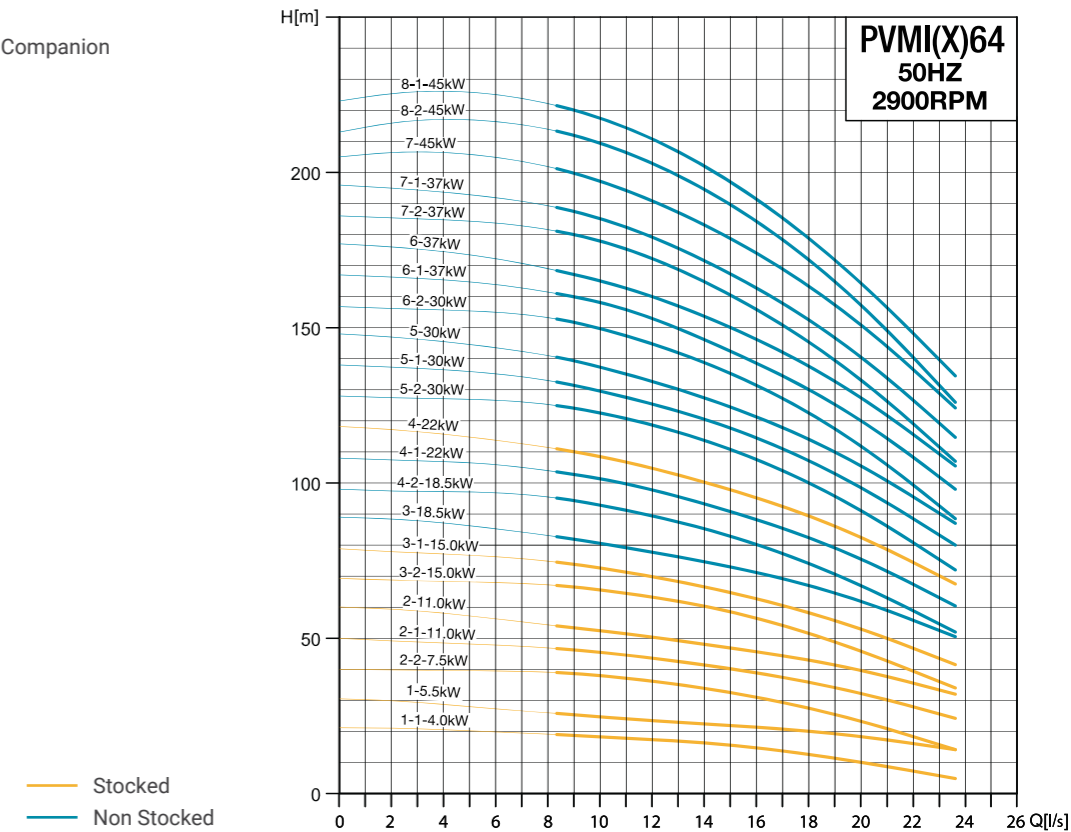
PVMI 64

SBI 64 - 100mm Discharge Nominal Flow 17.8 litres/second (64m³/h)

43SP7

Model	kW	304SS Bare Shaft		304SS Three Phase	
		Code	Price	Code	Price
PVMI 64-1-1	4	SBI64-01-1B	\$3,953.17	SBI64-01-1T	\$5,858.98
PVMI 64-1	5.5	SBI64-01B	\$5,322.50	SBI64-01T	\$6,644.32
PVMI 64-2-2	7.5	SBI64-02-2B	\$6,638.69	SBI64-02-2T	\$8,158.66
PVMI 64-2-1	11	SBI64-02-1B	\$7,602.08	SBI64-02-1T	\$9,558.63
PVMI 64-2	11	SBI64-02B	\$7,602.08	SBI64-02T	\$9,558.63
PVMI 64-3-2	15	SBI64-03-2B	\$10,316.83	SBI64-03-2T	\$12,699.60
PVMI 64-3-1	15	SBI64-03-1B	\$10,316.83	SBI64-03-1T	\$12,699.60
PVMI 64-3	18.5	SBI64-03B	\$11,817.83	SBI64-03T	\$14,505.80
PVMI 64-4-2	18.5	SBI64-04-2B	\$12,411.10	SBI64-04-2T	\$15,159.99
PVMI64-4-1	22	SBI64-04-1B	\$13,541.01	SBI64-04-1T	\$16,889.55
PVMI 64-4	22	SBI64-04B	\$13,541.01	SBI64-04T	\$16,889.55
PVMI 64-5-2	30	SBI64-05-2B	\$14,396.54	SBI64-05-2T	\$18,163.58
PVMI 64-5-1	30	SBI64-05-1B	\$15,389.03	SBI64-05-1T	\$18,163.58
PVMI 64-5	30	SBI64-05B	\$15,389.03	SBI64-05T	\$18,163.58
PVMI 64-6-2	30	SBI64-06-2B	\$16,886.15	SBI64-06-2T	\$19,922.78
PVMI 64-6-1	37	SBI64-06-1B	\$16,886.15	SBI64-06-1T	\$21,613.24
PVMI 64-6	37	SBI64-06B	\$16,886.15	SBI64-06T	\$21,659.91
PVMI 64-7-2	37	SBI64-07-2B	\$17,427.72	SBI64-07-2T	\$22,556.04
PVMI 64-7-1	37	SBI64-07-1B	\$17,427.72	SBI64-07-1T	\$22,556.04
PVMI 64-7	45	SBI64-07B	\$17,427.72	SBI64-07T	\$27,275.67
PVMI 64-8-2	45	SBI64-08-2B	\$21,532.62	SBI64-08-2T	\$28,152.19
PVMI 64-8-1	45	SBI64-08-1B	\$21,532.62	SBI64-08-1T	\$28,152.19

Flanged DN100 in accordance with BS4504. Companion flanges not included.



VERTICAL MULTISTAGE PUMPS

PVMI 90

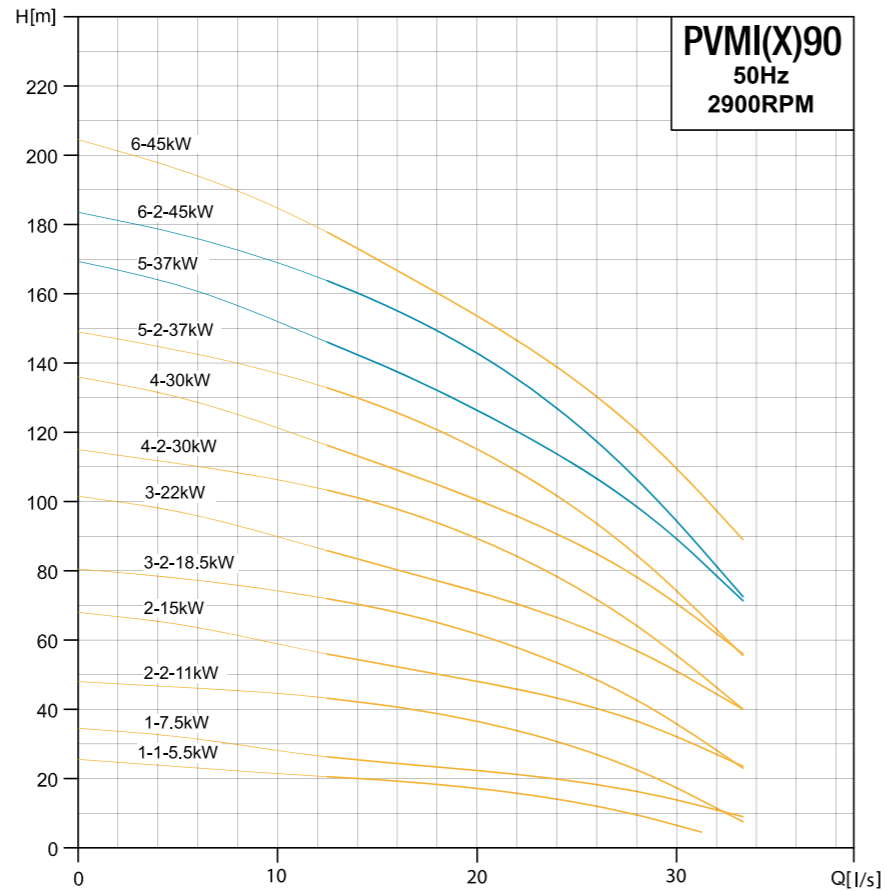


SBI 90 - 100mm Discharge Nominal Flow 25 litres/second (90m³/h)

43SP7

Model	kW	304SS Bare Shaft		304SS Three Phase	
		Code	Price	Code	Price
PVMI 90-1-1	5.5	SBI90-01-1B	\$6,969.80	SBI90-01-1T	\$7,023.21
PVMI 90-1	7.5	SBI90-01B	\$7,350.34	SBI90-01T	\$9,158.63
PVMI 90-2-2	11	SBI90-02-2B	\$9,532.48	SBI90-02-2T	\$10,458.60
PVMI 90-2	15	SBI90-02B	\$11,884.95	SBI90-02T	\$13,375.21
PVMI 90-3-2	18.5	SBI90-03-2B	\$14,107.08	SBI90-03-2T	\$15,052.39
PVMI 90-3	22	SBI90-03B	\$15,649.15	SBI90-03T	\$17,265.88
PVMI 90-4-2	30	SBI90-04-2B	\$16,733.13	SBI90-04-2T	\$18,448.91
PVMI 90-4	30	SBI90-04B	\$16,733.13	SBI90-04T	\$18,448.91
PVMI 90-5-2	37	SBI90-05-2B	\$20,453.46	SBI90-05-2T	\$22,527.63
PVMI 90-5	37	SBI90-05B	\$20,453.46	SBI90-05T	\$22,527.63
PVMI 90-6-2	45	SBI90-06-2B	\$25,255.19	SBI90-06-2T	\$27,724.04
PVMI 90-6	45	SBI90-06B	\$25,255.19	SBI90-06T	\$27,724.04

Flanged DN100 in accordance with BS4504. Companion flanges not included.



VERTICAL MULTISTAGE PUMPS

PVMI VARIABLE SPEED DUAL PUMP PRESSURE SYSTEM


Model	kW	1 x 240v 50 Hz		3 x 415v 50 Hz	
		Code	Price	Code	Price
PVMI					
PVMIE3-5-D	0.37	SBIE03-05DS	POA		
PVMIE3-7-D	0.55	SBIE03-07DS	POA		
PVMIE3-10-D	0.75	SBIE03-10DS	POA		
PVMIE3-15-D	1.1	SBIE03-15DS	POA		
PVMI					
PVMIE5-8-D	1.1	SBIE05-08DS	POA		
PVMIE5-10-D	1.5			SBIE05-10DT	POA
PVMIE5-16-D	2.2			SBIE05-16DT	POA
PVMI					
PVMIE10-3-D	1.1			SBIE10-03DT	POA
PVMIE10-4-D	1.5			SBIE10-04DT	POA
PVMIE10-6-D	2.2			SBIE10-06DT	POA
PVMIE10-9-D	3			SBIE10-09DT	POA
PVMI					
PVMIE15-2-D	2.2			SBIE15-02DT	POA
PVMIE15-3-D	3			SBIE15-03DT	POA
PVMIE15-5-D	4			SBIE15-05DT	POA
PVMIE15-7-D	5.5			SBIE15-07DT	POA
PVMI					
PVMIE20-2-D	2.2			SBIE20-02DT	POA
PVMIE20-3-D	4			SBIE20-03DT	POA
PVMIE20-5-D	5.5			SBIE20-05DT	POA

COMPLETE WITH THE FOLLOWING

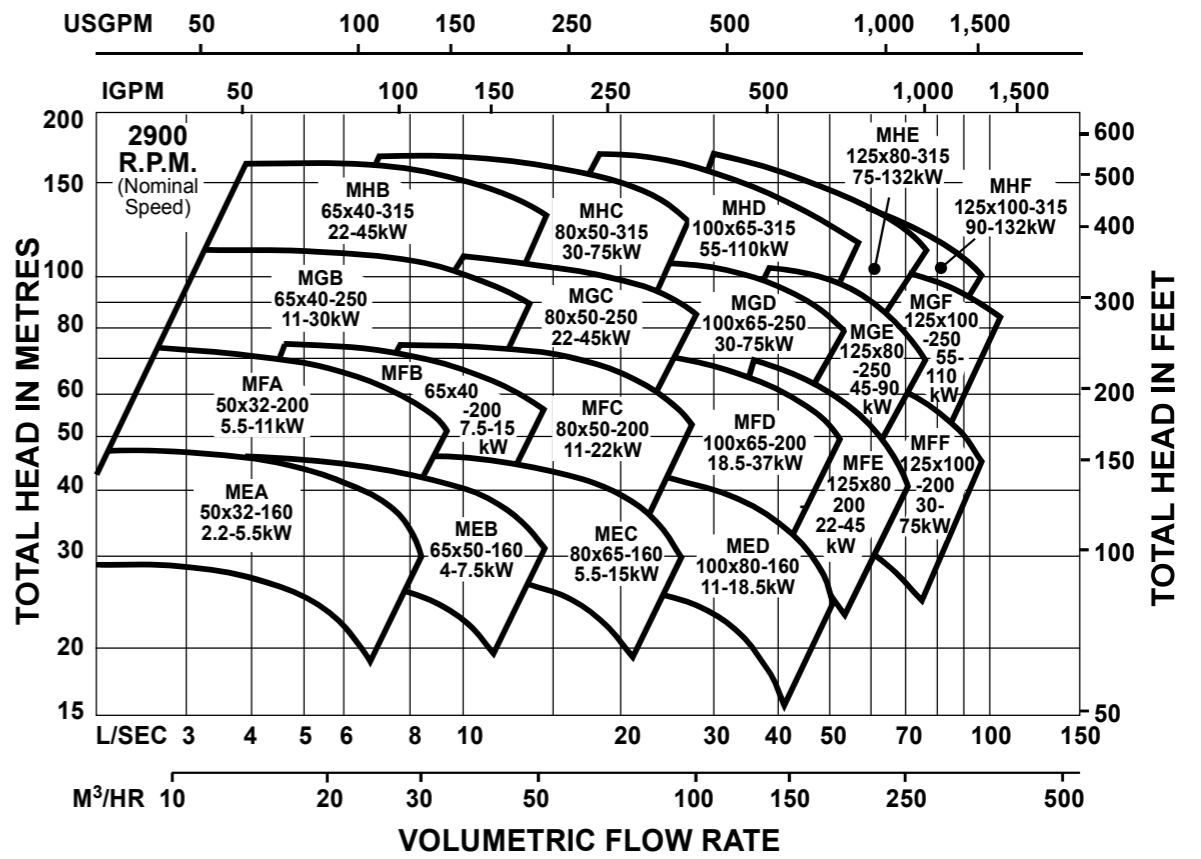

- Base with individual pump isolation valves.
- Stainless steel manifolds.
- Run / Fault lights on pumps.
- Individual pump circuit breakers.
- Lockable main isolator.
- Discharge pressure transducer.
- Pressure tank.

Note:

1. Unit should be installed in a covered area with good ventilation.
2. Both 240V and 415V units are complete with lockable mains isolator. Incoming power supply must be wired by a licensed electrical contractor.



END SUCTION ISO PUMPS



END SUCTION ISO PUMPS STARLINE



KEY FEATURES

- Compact close coupled motor pump design.
- Superior hydraulic design and manufacturing methods for significantly higher efficiencies and reduced maintenance.
- High efficiency double curvature impeller vanes.
- 32 to 200mm discharge.
- Cast Iron or Stainless Steel construction.
- AS2129 Table "E" flanges as standard with optional drillings available.
- Back-pullout design does not require the disconnection and removal of suction and discharge lines for maintenance.
- Choice of high quality TECO TE3 IP55 IE3 motors with sealed for life (frame 132 and under) or regreasable (frame 160 and over) motor bearings.
- Taper mounted and keyed impeller. Horizontal or vertical pump discharge mounting.



43SP7

MODEL	STAR-LINE MOTORPUMP Complete With TEFC Motor - No Base			STAR-LINE MOTORPUMP Complete With TEFC Motor - With Base		
	CODE	PRICE A-F	PRICE J-F	CODE	PRICE A-F	PRICE J-F
50 X 32 - 160 SHAFT MODULE #1		Cast Iron / Cast Iron	Cast Iron / Stainless Steel		Cast Iron / Cast Iron	Cast Iron / Stainless Steel
0.55kW 4 Pole Motor	MEA41	\$3,633.80	\$4,004.17	MUEA41	\$4,470.28	\$4,767.02
0.75kW 4 Pole Motor	MEA42	\$3,651.88	\$4,056.70	MUEA42	\$4,488.36	\$4,779.86
2.2kW 2 Pole Motor	MEA05	\$3,975.92	\$4,385.53	MUEA05	\$4,453.70	\$4,723.03
3kW 2 Pole Motor	MEA06	\$4,134.18	\$4,460.34	MUEA06	\$4,630.04	\$4,986.03
4kW 2 Pole Motor	MEA07	\$4,221.59	\$4,718.67	MUEA07	\$4,729.50	\$5,094.62
5.5kW 2 Pole Motor	MEA08	\$4,536.59	\$4,967.91	MUEA08	\$5,082.19	\$5,453.09
50 X 32 - 200 SHAFT MODULE #1		Cast Iron / Cast Iron	Cast Iron / Stainless Steel		Cast Iron / Cast Iron	Cast Iron / Stainless Steel
0.75kW 4 Pole Motor	MFA42	\$3,865.89	\$4,408.49	MUFA42	\$4,702.37	\$5,107.82
1.1kW 4 Pole Motor	MFA43	\$4,052.79	\$4,531.10	MUFA43	\$4,889.27	\$5,197.28
1.5kW 4 Pole Motor	MFA44	\$4,122.12	\$4,558.12	MUFA44	\$4,958.61	\$5,302.33
5.5kW 2 Pole Motor	MFA08	\$4,889.27	\$5,328.54	MUFA08	\$5,477.06	\$5,847.30
7.5kW 2 Pole Motor	MFA09	\$5,214.82	\$5,768.54	MUFA09	\$5,841.80	\$6,211.08
11kW 2 Pole Motor	MFA11	\$6,215.58	\$6,811.22	MUFA11	\$6,963.14	\$7,524.53
65 X 50 - 160 SHAFT MODULE #1		Cast Iron / Cast Iron	Cast Iron / Stainless Steel		Cast Iron / Cast Iron	Cast Iron / Stainless Steel
0.55kW 4 Pole Motor	MEB41	\$3,778.48	\$4,128.07	MUEB41	\$4,614.96	\$4,949.13
0.75kW 4 Pole Motor	MEB42	\$3,945.78	\$4,416.38	MUEB42	\$4,782.25	\$5,153.73
1.1kW 4 Pole Motor	MEB43	\$4,082.93	\$4,476.73	MUEB43	\$4,919.41	\$5,299.90
4kW 2 Pole Motor	MEB07	\$4,367.79	\$4,850.93	MUEB07	\$4,892.28	\$5,208.90
5.5kW 2 Pole Motor	MEB08	\$4,815.54	\$5,224.07	MUEB08	\$5,427.32	\$5,686.56
7.5kW 2 Pole Motor	MEB09	\$5,106.57	\$5,522.97	MUEB09	\$5,852.36	\$6,355.26

END SUCTION ISO PUMPS STARLINE



43SP7

MODEL	STAR-LINE MOTORPUMP Complete With TEFC Motor - No Base			STAR-LINE MOTORPUMP Complete With TEFC Motor - With Base		
	CODE	PRICE A-F	PRICE J-F	CODE	PRICE A-F	PRICE J-F
65 X 40 - 200 SHAFT MODULE #1		Cast Iron / Cast Iron	Cast Iron / Stainless Steel		Cast Iron / Cast Iron	Cast Iron / Stainless Steel
1.1kW 4 Pole Motor	MFB43	\$4,073.88	\$4,525.77	MUFB43	\$4,910.37	\$5,391.53
1.5kW 4 Pole Motor	MFB44	\$4,195.97	\$4,548.96	MUFB44	\$5,032.45	\$5,508.41
2.2kW 4 Pole Motor	MFB45	\$4,357.24	\$4,708.52	MUFB45	\$5,193.71	\$5,928.74
7.5kW 2 Pole Motor	MFB09	\$5,421.29	\$5,824.37	MUFB09	\$6,072.40	\$6,424.59
11kW 2 Pole Motor	MFB11	\$6,255.88	\$6,577.94	MUFB11	\$7,333.92	\$7,640.82
15kW 2 Pole Motor	MFB12	\$6,742.94	\$6,961.48	MUFB12	\$7,820.97	\$8,360.76

65 X 40 - 250 SHAFT MODULE #2		Cast Iron / Cast Iron	Cast Iron / Stainless Steel		Cast Iron / Cast Iron	Cast Iron / Stainless Steel
1.5W 4 Pole Motor	MGB44	\$4,581.80	\$5,155.83	MUGB44	\$5,418.28	\$5,986.42
2.2kW 4 Pole Motor	MGB45	\$4,708.40	\$5,285.70	MUGB45	\$5,544.90	\$6,105.02
3kW 4 Pole Motor	MGB46	\$4,976.69	\$5,555.38	MUGB46	\$5,813.16	\$6,343.77
11kW 2 Pole Motor	MGB11	\$7,272.10	\$8,077.79	MUGB11	\$8,146.27	\$8,957.89
15kW 2 Pole Motor	MGB12	\$7,769.47	\$8,691.20	MUGB12	\$8,702.42	\$9,290.77
18.5kW 2 Pole Motor	MGB13	\$8,462.44	\$9,173.68	MUGB13	\$9,540.48	\$10,426.76
22kW 2 Pole Motor	MGB14	\$9,051.95	\$9,633.71	MUGB14	\$10,129.98	\$10,911.21
30kW 2 Pole Motor	MGB15	\$10,067.61	\$10,811.01	MUGB15	\$11,121.89	\$11,895.35

65 X 40 - 315 SHAFT MODULE #2		Cast Iron / Cast Iron	Cast Iron / Stainless Steel		Cast Iron / Cast Iron	Cast Iron / Stainless Steel
3kW 4 Pole Motor	MHB46	\$5,391.16	\$6,526.71	MUHB46	\$6,227.64	\$7,126.69
4kW 4 Pole Motor	MHB47	\$5,666.97	\$6,587.60	MUHB47	\$6,503.44	\$7,320.09
5.5kW 4 Pole Motor	MHB48	\$6,312.03	\$7,147.81	MUHB48	\$7,314.31	\$8,364.09
22kW 2 Pole Motor	MHB14	\$10,355.69	\$11,636.40	MUHB14	\$11,433.72	\$12,477.91
30kW 2 Pole Motor	MHB15	\$11,344.62	\$12,504.84	MUHB15	\$12,398.90	\$13,637.11
37kW 2 Pole Motor	MHB16	\$11,684.68	\$12,722.94	MUHB16	\$12,738.96	\$13,529.67
45kW 2 Pole Motor	MHB17	\$14,580.23	\$15,445.40	MUHB17	\$15,634.51	\$17,020.90

80 X 65 - 160 SHAFT MODULE #1		Cast Iron / Cast Iron	Cast Iron / Stainless Steel		Cast Iron / Cast Iron	Cast Iron / Stainless Steel
0.75kW 4 Pole Motor	MEC42	\$3,615.71	\$4,263.50	MUEC42	\$4,452.19	\$4,772.66
1.1kW 4 Pole Motor	MEC43	\$3,843.29	\$4,326.21	MUEC43	\$4,679.77	\$5,118.64
1.5kW 4 Pole Motor	MEC44	\$3,900.56	\$4,443.58	MUEC44	\$4,737.04	\$5,218.24
5.5kW 2 Pole Motor	MEC08	\$5,146.66	\$5,673.17	MUEC08	\$5,870.43	\$6,302.34
7.5kW 2 Pole Motor	MEC09	\$5,284.76	\$5,731.30	MUEC09	\$5,930.73	\$6,334.36
11kW 2 Pole Motor	MEC11	\$5,914.36	\$6,132.46	MUEC11	\$7,099.31	\$7,444.20
15kW 2 Pole Motor	MEC12	\$6,560.28	\$6,921.98	MUEC12	\$7,743.75	\$8,350.80

END SUCTION ISO PUMPS
STARLINE



43SP7

MODEL	STAR-LINE MOTORPUMP Complete With TEFC Motor - No Base			STAR-LINE MOTORPUMP Complete With TEFC Motor - With Base		
	CODE	PRICE A-F	PRICE J-F	CODE	PRICE A-F	PRICE J-F
80 X 50 - 200 SHAFT MODULE #1						
1.5kW 4 Pole Motor	MFC44	\$4,165.83	\$4,622.35	MUFC44	\$5,002.31	\$5,474.53
2.2kW 4 Pole Motor	MFC45	\$4,299.97	\$4,754.83	MUFC45	\$5,136.45	\$5,605.51
3kW 4 Pole Motor	MFC46	\$4,529.05	\$4,894.51	MUFC46	\$5,365.53	\$5,807.17
11kW 2 Pole Motor	MFC11	\$6,339.04	\$6,693.11	MUFC11	\$7,523.99	\$7,891.19
15kW 2 Pole Motor	MFC12	\$6,824.59	\$7,279.62	MUFC12	\$8,008.06	\$8,371.66
18.5kW 2 Pole Motor	MFC13	\$7,197.31	\$7,479.60	MUFC13	\$8,380.77	\$8,657.32
22kW 2 Pole Motor	MFC14	\$7,804.62	\$8,103.19	MUFC14	\$8,988.10	\$9,459.13
80 X 50 - 250 SHAFT MODULE #2						
3kW 4 Pole Motor	MGC46	\$4,976.69	\$5,770.23	MUGC46	\$5,813.16	\$6,606.70
4kW 4 Pole Motor	MGC47	\$5,073.15	\$5,890.35	MUGC47	\$5,909.62	\$6,494.41
5.5kW 4 Pole Motor	MGC48	\$5,440.98	\$6,063.08	MUGC48	\$6,535.12	\$7,186.91
22kW 2 Pole Motor	MGC14	\$9,626.60	\$10,369.71	MUGC14	\$10,811.56	\$11,419.63
30kW 2 Pole Motor	MGC15	\$10,571.31	\$11,574.42	MUGC15	\$11,840.34	\$12,662.54
37kW 2 Pole Motor	MGC16	\$11,038.74	\$11,570.04	MUGC16	\$12,195.48	\$12,766.98
45kW 2 Pole Motor	MGC17	\$13,779.86	\$14,434.77	MUGC17	\$14,848.99	\$16,141.63
80 X 50 - 315 SHAFT MODULE #2						
4kW 4 Pole Motor	MHC47	\$5,487.62	\$6,709.28	MUHC47	\$6,324.10	\$7,098.50
5.5kW 4 Pole Motor	MHC48	\$5,920.18	\$7,110.10	MUHC48	\$6,922.44	\$7,759.95
7.5kW 4 Pole Motor	MHC49	\$6,633.06	\$7,621.05	MUHC49	\$7,635.33	\$8,544.45
30kW 2 Pole Motor	MHC15	\$10,527.60	\$11,593.59	MUHC15	\$11,792.12	\$12,539.05
37kW 2 Pole Motor	MHC16	\$11,472.33	\$12,813.92	MUHC16	\$12,629.08	\$13,287.20
45kW 2 Pole Motor	MHC17	\$13,605.24	\$14,526.76	MUHC17	\$15,237.51	\$16,751.74
55kW 2 Pole Motor	MHC18	\$15,733.99	\$16,099.17	MUHC18	\$17,043.67	\$17,414.12
75kW 2 Pole Motor	MHC19	\$18,490.90	\$19,399.02	MUHC19	\$21,960.87	\$22,870.58
100 X 80 - 160 SHAFT MODULE #1						
1.1kW 4 Pole Motor	MED43	\$4,230.63	\$4,852.89	MUED43	\$5,067.11	\$5,562.47
1.5kW 4 Pole Motor	MED44	\$4,296.96	\$4,886.56	MUED44	\$5,133.44	\$5,611.97
2.2kW 4 Pole Motor	MED45	\$4,425.05	\$5,016.56	MUED45	\$5,261.53	\$5,739.54
3kW 4 Pole Motor	MED46	\$4,560.99	\$5,058.03	MUED46	\$5,695.76	\$6,228.75
11kW 2 Pole Motor	MED11	\$7,095.77	\$7,680.49	MUED11	\$7,948.83	\$8,496.02
15kW 2 Pole Motor	MED12	\$7,584.09	\$8,275.47	MUED12	\$8,495.92	\$9,178.85
18.5kW 2 Pole Motor	MED13	\$8,464.28	\$9,073.54	MUED13	\$8,794.35	\$9,521.16

END SUCTION ISO PUMPS
STARLINE



43SP7

MODEL	STAR-LINE MOTORPUMP Complete With TEFC Motor - No Base			STAR-LINE MOTORPUMP Complete With TEFC Motor - With Base		
	CODE	PRICE A-F	PRICE J-F	CODE	PRICE A-F	PRICE J-F
100 X 65 - 200 SHAFT MODULE #2						
2.2kW 4 Pole Motor	MFD45	\$4,450.68	\$5,071.86	MUFD45	\$5,287.16	\$5,823.65
3kW 4 Pole Motor	MFD46	\$4,651.13	\$5,236.02	MUFD46	\$5,487.62	\$6,044.79
4kW 4 Pole Motor	MFD47	\$4,942.02	\$5,633.62	MUFD47	\$5,778.49	\$6,370.46
5.5kW 4 Pole Motor	MFD48	\$5,412.85	\$6,066.20	MUFD48	\$6,508.54	\$7,190.04
18.5kW 2 Pole Motor	MFD13	\$8,618.01	\$9,367.19	MUFD13	\$9,653.44	\$10,376.56
22kW 2 Pole Motor	MFD14	\$9,364.07	\$10,213.82	MUFD14	\$10,488.40	\$11,347.18
30kW 2 Pole Motor	MFD15	\$10,587.33	\$10,974.16	MUFD15	\$11,705.46	\$12,319.05
37kW 2 Pole Motor	MFD16	\$10,930.34	\$11,729.86	MUFD16	\$12,207.37	\$12,786.33
100 X 65 - 250 SHAFT MODULE #2						
4kW 4 Pole Motor	MGD47	\$5,389.65	\$5,946.87	MUGD47	\$6,226.13	\$6,641.06
5.5kW 4 Pole Motor	MGD48	\$5,930.73	\$6,542.37	MUGD48	\$6,933.00	\$7,697.44
7.5kW 4 Pole Motor	MGD49	\$6,394.93	\$7,049.78	MUGD49	\$7,397.21	\$8,200.44
30kW 2 Pole Motor	MGD15	\$10,740.11	\$11,636.72	MUGD15	\$12,030.25	\$12,772.60
37kW 2 Pole Motor	MGD16	\$11,212.48	\$11,844.71	MUGD16	\$12,489.50	\$13,170.85
45kW 2 Pole Motor	MGD17	\$14,053.09	\$15,135.74	MUGD17	\$15,330.10	\$16,596.75
55kW 2 Pole Motor	MGD18	\$15,494.93	\$16,495.34	MUGD18	\$16,915.97	\$17,495.95
75kW 2 Pole Motor	MGD19	\$18,268.72	\$19,347.10	MUGD19	\$19,689.76	\$20,782.03
100 X 65 - 315 SHAFT MODULE #3						
7.5kW 4 Pole Motor	MHD49	\$7,519.29	\$8,516.34	MUHD49	\$8,521.55	\$9,534.17
11kW 4 Pole Motor	MHD51	\$8,685.83	\$9,762.85	MUHD51	\$10,125.18	\$11,215.12
15kW 4 Pole Motor	MHD52	\$9,190.74	\$10,610.73	MUHD52	\$10,630.10	\$11,749.82
55kW 2 Pole Motor	MHD18	\$17,141.68	\$17,809.15	MUHD18	\$18,562.73	\$18,920.43
75kW 2 Pole Motor	MHD19	\$18,856.74	\$19,613.71	MUHD19	\$20,277.79	\$20,978.15
90kW 2 Pole Motor	MHD20	\$21,416.70	\$22,392.13	MUHD20	\$22,934.27	\$23,906.73
110kW 2 Pole Motor	MHD21	\$23,652.96	\$24,646.36	MUHD21	\$34,005.74	\$26,160.95
125 X 80 - 200 SHAFT MODULE #2						
3.0kW 4 Pole Motor	MFE46	\$4,969.15	\$5,500.81	MUFE46	\$5,805.62	\$6,318.53
4.0kW 4 Pole Motor	MFE47	\$5,140.96	\$5,787.04	MUFE47	\$5,977.44	\$6,520.87
5.5kW 4 Pole Motor	MFE48	\$5,600.66	\$6,179.31	MUFE48	\$6,602.93	\$7,198.44
7.5kW 4 Pole Motor	MFE49	\$6,337.65	\$7,041.46	MUFE49	\$7,339.93	\$8,002.46
22kW 2 Pole Motor	MFE14	\$9,614.25	\$10,186.43	MUFE14	\$10,768.76	\$11,767.03
30kW 2 Pole Motor	MFE15	\$10,664.76	\$11,362.26	MUFE15	\$11,945.84	\$12,842.37
37kW 2 Pole Motor	MFE16	\$11,875.01	\$12,617.88	MUFE16	\$13,300.79	\$13,844.34

END SUCTION ISO PUMPS
STARLINE



END SUCTION ISO PUMPS
STARLINE

43SP7

MODEL	STAR-LINE MOTORPUMP Complete With TEFC Motor - No Base			STAR-LINE MOTORPUMP Complete With TEFC Motor - With Base		
	CODE	PRICE A-F	PRICE J-F	CODE	PRICE A-F	PRICE J-F
125 X 80 - 250 SHAFT MODULE #2						
5.5kW 4 Pole Motor	MGE48	Cast Iron / Cast Iron \$6,045.27	Cast Iron / Stainless Steel \$6,852.00	MUGE48	Cast Iron / Cast Iron \$7,047.54	Cast Iron / Stainless Steel \$7,876.91
7.5kW 4 Pole Motor	MGE49	\$6,712.94	\$7,515.32	MUGE49	\$7,715.21	\$8,541.37
11kW 4 Pole Motor	MGE51	\$7,421.31	\$8,432.56	MUGE51	\$8,860.67	\$9,717.40
45kW 2 Pole Motor	MGE17	\$14,512.56	\$15,834.03	MUGE17	\$16,618.21	\$18,345.12
55kW 2 Pole Motor	MGE18	\$17,355.09	\$17,728.01	MUGE18	\$19,439.51	\$20,239.09
75kW 2 Pole Motor	MGE19	\$20,948.20	\$21,748.96	MUGE19	\$23,463.66	\$24,255.19
90kW 2 Pole Motor	MGE20	\$23,863.06	\$24,669.42	MUGE20	\$26,728.19	\$27,470.13
125 X 80 - 315 SHAFT MODULE #3						
11kW 4 Pole Motor	MHE51	Cast Iron / Cast Iron \$8,654.18	Cast Iron / Stainless Steel \$9,781.15	MUHE51	Cast Iron / Cast Iron \$10,093.53	Cast Iron / Stainless Steel \$11,235.11
15kW 4 Pole Motor	MHE52	\$9,225.41	\$10,684.76	MUHE52	\$10,664.76	\$11,799.91
18.5kW 4 Pole Motor	MHE53	\$10,063.39	\$11,475.83	MUHE53	\$11,502.74	\$12,697.68
75kW 2 Pole Motor	MHE19	\$22,872.13	\$25,301.12	MUHE19	\$24,793.13	\$27,011.10
90kW 2 Pole Motor	MHE20	\$25,600.83	\$28,119.33	MUHE20	\$28,673.96	\$31,377.86
110kW 2 Pole Motor	MHE21	\$32,945.29	\$34,541.15	MUHE21	\$33,927.60	\$35,934.56
132kW 2 Pole Motor	MHE22	\$38,981.52	\$42,365.10	MUHE22	\$40,422.08	\$42,619.73
125 X 80 - 400 SHAFT MODULE #3						
15kW 4 Pole Motor	MJE52	Cast Iron / Cast Iron \$11,591.59	Cast Iron / Stainless Steel \$13,803.31	MUJE52	Cast Iron / Cast Iron \$13,249.98	Cast Iron / Stainless Steel \$15,319.47
18.5kW 4 Pole Motor	MJE53	\$13,314.37	\$15,776.91	MUJE53	\$14,753.72	\$16,927.46
22kW 4 Pole Motor	MJE54	\$14,187.01	\$16,483.98	MUJE54	\$15,626.36	\$18,136.59
30kW 4 Pole Motor	MJE55	\$14,930.05	\$17,365.44	MUJE55	\$16,603.01	\$18,885.87
125 X 100 - 200 SHAFT MODULE #2						
4kW 4 Pole Motor	MFF47	Cast Iron / Cast Iron \$5,136.45	Cast Iron / Stainless Steel \$5,981.74	MUFF47	Cast Iron / Cast Iron \$6,143.23	Cast Iron / Stainless Steel \$6,964.15
5.5kW 4 Pole Motor	MFF48	\$5,767.95	\$6,469.47	MUFF48	\$6,774.74	\$7,496.78
7.5kW 4 Pole Motor	MFF49	\$6,251.75	\$6,970.28	MUFF49	\$7,258.55	\$8,012.43
30kW 2 Pole Motor	MFF15	\$10,667.52	\$11,504.15	MUFF15	\$11,825.73	\$12,501.73
37kW 2 Pole Motor	MFF16	\$11,009.04	\$11,278.52	MUFF16	\$12,167.26	\$12,521.21
45kW 2 Pole Motor	MFF17	\$13,775.42	\$15,553.87	MUFF17	\$15,052.43	\$17,505.02
55kW 2 Pole Motor	MFF18	\$15,267.73	\$16,560.90	MUFF18	\$16,544.74	\$17,788.58
75kW 2 Pole Motor	MFF19	\$16,834.30	\$16,831.07	MUFF19	\$18,111.32	\$17,977.57

43SP7

MODEL	STAR-LINE MOTORPUMP Complete With TEFC Motor - No Base			STAR-LINE MOTORPUMP Complete With TEFC Motor - With Base		
	CODE	PRICE A-F	PRICE J-F	CODE	PRICE A-F	PRICE J-F
125 X 100 - 250 SHAFT MODULE #3						
7.5kW 4 Pole Motor	MGF49	Cast Iron / Cast Iron \$7,885.53	Cast Iron / Stainless Steel \$8,710.37	MUGF49	Cast Iron / Cast Iron \$9,324.87	Cast Iron / Stainless Steel \$10,183.55
11kW 4 Pole Motor	MGF51	\$9,165.12	\$9,999.11	MUGF51	\$10,604.47	\$11,420.70
15kW 4 Pole Motor	MGF52	\$9,953.36	\$10,642.68	MUGF52	\$11,392.72	\$12,258.82
55kW 2 Pole Motor	MGF18	\$19,239.60	\$20,255.58	MUGF18	\$21,160.59	\$21,965.56
75kW 2 Pole Motor	MGF19	\$20,118.90	\$20,801.96	MUGF19	\$21,636.47	\$22,286.85
90kW 2 Pole Motor	MGF20	\$20,993.51	\$21,651.19	MUGF20	\$22,511.07	\$22,606.75
110kW 2 Pole Motor	MGF21	\$22,248.25	\$23,338.73	MUGF21	\$24,378.91	\$26,667.23
125 X 100 - 315 SHAFT MODULE #3						
11kW 4 Pole Motor	MHF51	Cast Iron / Cast Iron \$8,993.80	Cast Iron / Stainless Steel \$10,336.45	MUHF51	Cast Iron / Cast Iron \$10,284.88	Cast Iron / Stainless Steel \$11,525.94
15kW 4 Pole Motor	MHF52	\$9,798.12	\$11,310.68	MUHF52	\$11,237.48	\$12,623.60
18.5kW 4 Pole Motor	MHF53	\$11,106.35	\$12,324.26	MUHF53	\$12,545.71	\$13,996.90
22kW 4 Pole Motor	MHF54	\$11,774.04	\$13,032.84	MUHF54	\$13,213.38	\$14,753.37
305kW 2 Pole Motor	MHF20	\$25,931.03	\$28,807.04	MUHF20	\$28,063.04	\$30,513.89
110kW 2 Pole Motor	MHF21	\$33,804.12	\$34,970.16	MUHF21	\$35,514.10	\$36,680.14
132kW 2 Pole Motor	MHF22	\$38,633.94	\$39,723.40	MUHF22	\$41,605.32	\$43,013.62
125 X 100 - 400 SHAFT MODULE #3						
22kW 4 Pole Motor	MJF54	Cast Iron / Cast Iron \$14,072.47	Cast Iron / Stainless Steel \$16,335.75	MUJF54	Cast Iron / Cast Iron \$15,745.43	Cast Iron / Stainless Steel \$17,882.89
30kW 4 Pole Motor	MJF55	\$14,869.76	\$17,279.69	MUJF55	\$16,542.72	\$18,436.66
37kW 4 Pole Motor	MJF56	\$16,096.30	\$18,432.09	MUJF56	\$17,373.32	\$19,360.35
45kW 4 Pole Motor	MJF57	\$18,814.03	\$22,456.04	MUJF57	\$20,228.79	\$24,095.58
125 X 100 - 500 SHAFT MODULE #4						
18.5kW 6 Pole Motor	MKF23	Cast Iron / Cast Iron \$27,334.65	Cast Iron / Stainless Steel \$33,160.14	MUKF23	Cast Iron / Cast Iron \$29,272.83	Cast Iron / Stainless Steel \$33,885.40
22kW 6 Pole Motor	MKF24	\$27,617.56	\$33,830.68	MUKF24	\$29,655.77	\$34,621.60
30kW 6 Pole Motor	MKF25	\$30,340.39	\$35,348.41	MUKF25	\$32,320.77	\$37,546.07
37kW 6 Pole Motor	MKF26	\$32,375.49	\$38,124.39	MUKF26	\$34,490.30	\$39,781.23
55kW 4 Pole Motor	MKF58	\$34,243.33	\$39,262.29	MUKF58	\$36,292.49	\$42,400.90
75kW 4 Pole Motor	MKF59	\$35,984.58	\$40,497.09	MUKF59	\$38,161.91	\$42,808.85
90kW 4 Pole Motor	MKF60	\$37,577.32	\$42,305.56	MUKF60	\$39,714.01	\$44,656.38
110kW 4 Pole Motor	MKF61	\$43,738.88	\$50,803.87	MUKF61	\$46,224.12	\$55,774.37

END SUCTION ISO PUMPS STARLINE



43SP7

MODEL	STAR-LINE MOTORPUMP Complete With TEFC Motor - No Base			STAR-LINE MOTORPUMP Complete With TEFC Motor - With Base		
	Code	Price A-F	Price J-F	Code	Price A-F	Price J-F
150 X 125 - 250 SHAFT MODULE #3		Cast Iron / Cast Iron	Cast Iron / Stainless Steel		Cast Iron / Cast Iron	Cast Iron / Stainless Steel
11kW 4 Pole Motor	MGG51	\$9,178.68	\$10,141.14	MUGG51	\$10,280.43	\$11,300.53
15kW 4 Pole Motor	MGG52	\$9,902.12	\$10,775.14	MUGG52	\$11,091.27	\$12,080.07
18.5kW 4 Pole Motor	MGG53	\$11,240.50	\$12,083.92	MUGG53	\$12,589.42	\$13,593.86
22kW 4 Pole Motor	MGG54	\$11,466.57	\$12,559.04	MUGG54	\$12,844.13	\$13,195.70
150 X 125 - 315 SHAFT MODULE #3		Cast Iron / Cast Iron	Cast Iron / Stainless Steel		Cast Iron / Cast Iron	Cast Iron / Stainless Steel
15kW 4 Pole Motor	MHG52	\$10,470.88	\$11,857.31	MUHG52	\$12,016.74	\$13,514.14
18.5kW 4 Pole Motor	MHG53	\$12,339.21	\$13,674.01	MUHG53	\$13,808.09	\$15,424.39
22kW 4 Pole Motor	MHG54	\$12,740.13	\$14,396.55	MUHG54	\$14,269.90	\$15,886.52
30kW 4 Pole Motor	MHG55	\$13,772.54	\$15,368.59	MUHG55	\$15,110.33	\$16,231.90
37kW 4 Pole Motor	MHG56	\$14,072.40	\$15,141.79	MUHG56	\$15,509.78	\$16,592.92
45kW 4 Pole Motor	MHG57	\$17,591.71	\$20,325.48	MUHG57	\$19,703.27	\$22,293.08
150 X 125 - 400 SHAFT MODULE #3		Cast Iron / Cast Iron	Cast Iron / Stainless Steel		Cast Iron / Cast Iron	Cast Iron / Stainless Steel
30kW 4 Pole Motor	MJG55	\$15,658.66	\$18,042.31	MUJG55	\$17,365.50	\$19,769.48
37kW 4 Pole Motor	MJG56	\$16,229.95	\$18,300.35	MUJG56	\$17,665.85	\$19,323.60
45kW 4 Pole Motor	MJG57	\$19,085.41	\$21,269.76	MUJG57	\$20,521.30	\$23,133.96
55kW 4 Pole Motor	MJG58	\$20,855.41	\$23,317.52	MUJG58	\$22,371.49	\$25,184.45
75kW 42 Pole Motor	MJG59	\$22,845.17	\$27,114.66	MUJG59	\$24,362.74	\$28,896.54
150 X 125 - 500 SHAFT MODULE #4		Cast Iron / Cast Iron	Cast Iron / Stainless Steel		Cast Iron / Cast Iron	Cast Iron / Stainless Steel
22kW 6 Pole Motor	MKG24	\$28,999.29	\$35,923.61	MUKG24	\$31,176.63	\$38,227.54
30kW 6 Pole Motor	MKG25	\$32,134.77	\$37,730.50	MUKG25	\$34,313.67	\$39,981.30
37kW 6 Pole Motor	MKG26	\$35,095.20	\$40,517.42	MUKG26	\$37,270.97	\$42,768.22
75kW 4 Pole Motor	MKG59	\$37,772.71	\$42,622.84	MUKG59	\$39,910.95	\$44,798.62
90kW 4 Pole Motor	MKG60	\$40,465.84	\$45,366.01	MUKG60	\$42,602.54	\$47,543.34
110kW 4 Pole Motor	MKG61	\$45,995.93	\$51,787.03	MUKG61	\$48,173.26	\$54,039.37
132kW 4 Pole Motor	MKG62	\$50,969.55	\$56,076.04	MUKG62	\$53,107.81	\$58,253.38
200 X 150 - 315 SHAFT MODULE #4		Cast Iron / Cast Iron	Cast Iron / Stainless Steel		Cast Iron / Cast Iron	Cast Iron / Stainless Steel
7.5kW 6 Pole Motor	MHH20	\$17,560.88	\$19,342.76	MUHH20	\$20,679.17	\$22,461.05
11kW 6 Pole Motor	MHH21	\$17,709.37	\$19,491.25	MUHH21	\$20,827.65	\$22,609.54
15kW 6 Pole Motor	MHH22	\$17,798.46	\$19,580.34	MUHH22	\$20,916.75	\$22,698.63
22kW 4 Pole Motor	MHH54	\$17,946.96	\$19,728.84	MUHH54	\$21,065.25	\$22,847.13
30kW 4 Pole Motor	MHH55	\$18,114.21	\$19,896.09	MUHH55	\$21,232.50	\$23,014.38
37kW 4 Pole Motor	MHH56	\$18,845.62	\$20,627.50	MUHH56	\$21,963.90	\$23,745.79
45kW 4 Pole Motor	MHH57	\$20,789.53	\$22,571.41	MUHH57	\$23,907.82	\$25,689.69



43SP7

END SUCTION ISO PUMPS STARLINE

MODEL	STAR-LINE MOTORPUMP Complete With TEFC Motor - No Base			STAR-LINE MOTORPUMP Complete With TEFC Motor - With Base		
	Code	Price A-F	Price J-F	Code	Price A-F	Price J-F
200 X 150 - 400 SHAFT MODULE #4		Cast Iron / Cast Iron	Cast Iron / Stainless Steel		Cast Iron / Cast Iron	Cast Iron / Stainless Steel
15kW 6 Pole Motor	MJH22	\$25,271.42	\$29,082.14	MUJH22	\$27,534.72	\$31,345.43
18.5kW 6 Pole Motor	MJH23	\$25,818.49	\$29,629.21	MUJH23	\$28,036.45	\$31,847.18
22kW 6 Pole Motor	MJH24	\$26,592.20	\$30,402.92	MUJH24	\$28,269.35	\$32,080.07
30kW 6 Pole Motor	MJH25	\$28,228.72	\$32,039.43	MUJH25	\$30,363.84	\$34,174.56
45kW 4 Pole Motor	MJH57	\$30,542.03	\$34,352.74	MUJH57	\$32,675.59	\$36,486.31
55kW 4 Pole Motor	MJH58	\$31,160.61	\$34,971.33	MUJH58	\$32,819.59	\$36,630.31
75kW 4 Pole Motor	MJH59	\$31,871.87	\$35,682.59	MUJH59	\$34,385.55	\$38,196.27
90kW 4 Pole Motor	MJH60	\$35,016.88	\$38,827.60	MUJH60	\$35,950.00	\$39,760.70
110kW 4 Pole Motor	MJH61	\$36,859.42	\$40,670.14	MUJH61	\$46,760.26	\$50,570.98
200 X 150 - 500 SHAFT MODULE #4		Cast Iron / Cast Iron	Cast Iron / Stainless Steel		Cast Iron / Cast Iron	Cast Iron / Stainless Steel
30kW 6 Pole Motor	MKH25	\$32,749.06	\$37,163.12	MUKH25	\$34,924.83	\$39,324.81
37kW 6 Pole Motor	MKH26	\$35,415.62	\$40,880.06	MUKH26	\$37,596.08	\$43,130.84
45kW 6 Pole Motor	MKH27	\$38,755.86	\$43,648.22	MUKH27	\$40,892.56	\$45,825.54
55kW 6 Pole Motor	MKH28	\$39,701.51	\$43,754.51	MUKH28	\$41,835.08	\$45,891.20
90kW 4 Pole Motor	MKH60	\$40,015.68	\$44,933.05	MUKH60	\$42,152.38	\$46,205.36
110kW 4 Pole Motor	MKH61	\$46,553.92	\$52,393.48	MUKH61	\$48,732.82	\$55,915.06
132kW 4 Pole Motor	MKH62	\$51,869.87	\$55,922.85	MUKH62	\$54,006.56	\$59,195.90
160kW 4 Pole Motor	MKH63	\$64,790.04	\$68,843.05	MUKH63	\$66,928.30	\$70,979.73
200kW 4 Pole Motor	MKH64	\$65,179.25	\$69,233.81	MUKH64	\$67,314.38	\$71,367.38
250 X 200 -315 SHAFT MODULE #4		Cast Iron / Cast Iron	Cast Iron / Stainless Steel		Cast Iron / Cast Iron	Cast Iron / Stainless Steel
11kW 6 Pole Motor	MHJ21	\$26,557.81	\$30,571.73	MUHJ21	\$28,861.75	\$32,935.06
15kW 6 Pole Motor	MHJ22	\$28,303.73	\$32,442.70	MUHJ22	\$30,607.67	\$34,745.08
18.5kW 6 Pole Motor	MHJ23	\$29,299.40	\$33,216.40	MUHJ23	\$31,603.34	\$35,518.79
22kW 6 Pole Motor	MHJ24	\$29,868.35	\$34,623.16	MUHJ24	\$33,311.76	\$35,917.36
37kW 6 Pole Motor	MHJ56	\$31,740.89	\$37,728.94	MUHJ56	\$33,918.22	\$36,798.92
45kW 4 Pole Motor	MHJ57	\$33,182.02	\$38,033.74	MUHJ57	\$35,360.92	\$38,244.75
55kW 4 Pole Motor	MHJ58	\$35,492.21	\$38,374.48	MUHJ58	\$37,667.99	\$40,553.38
75kW 4 Pole Motor	MHJ59	\$37,839.91	\$38,802.75	MUHJ59	\$39,978.17	\$41,152.03

Model	Mechanical Seal	Casings O'Ring	Volute	Impeller Cast Iron	Backplate
-------	-----------------	----------------	--------	--------------------	-----------

#1 SHAFT					
50x32-160	XMS033k	383002041	SEA002	SEA003	SEA004
65x50-160	XMS033k	383002041	SEB002	SEB003	SEA004
80x65-160	XMS033k	383002041	SEC002	SEC003	SEA004
50x32-200	XMS033k	383002048	SFA002	SFA003	SFA004
65x40-200	XMS033k	383002048	SFB002	SFB003	SFA004
80x50-200	XMS033k	383002048	SFC002	SFC003	SFA004

#2 SHAFT					
100x80-160	XMS043k	383002048	SED002	SED003	SED004
100x65-200	XMS043k	383002048	SFD002	SFD003	SFD004
125x80-200	XMS043k	383002048	SFE002	SFE003	SFF004
125x100-200	XMS043k	383002048	SFF002	SFF003	SFF004
65x40-250	XMS043k	383002276	SGB002	SGB003	SGB004
80x50-250	XMS043k	383002276	SGC002	SGC003	SGB004
100x65-250	XMS043k	383002276	SGD002	SGD003	SGD004
125x80-250	XMS043k	383002276	SGE002	SGE003	SGD004
65x40-315	XMS043k	383002279	SHB002	SHB003	SHB004
80x50-315	XMS043k	383002279	SHC002	SHC003	SHB004

Model	Mechanical Seal	Casings O'Ring	Volute	Impeller Cast Iron	Backplate
-------	-----------------	----------------	--------	--------------------	-----------

#3 SHAFT					
125x100-250	XMS053k	383002279	SGF002	SGF003	SGF004
150x125-250	XMS053k	383002279	SGG002	SGG003	SGF004
100x65-315	XMS053k	383002279	SHD002	SHD003	SHD004
125x80-315	XMS053k	383002279	SHE002	SHE003	SHD004
125x100-315	XMS053k	383002279	SHF002	SHF003	SHD004
150x125-315	XMS053k	383002279	SHG002	SHG003	SHG004
125x80-400	XMS053k	383002283	SJE002	SJE003	SJE004
125x100-400	XMS053k	383002283	SJF002	SJF003	SJE004
150x125-400	XMS053k	383002283	SJG002	SJG003	SJE004

#4 SHAFT					
200x150-315	XMS060k	383002455	SHH002	SHH003	SHH004
250x200-315	XMS060k	383002455	SHJ002	SHJ003	SHH004
200x150-400	XMS060k	383002463	SJH002	SJH003	SJH004
125x100-500	XMS060k	383002470	SKF002	SKF003	SKF004
150x125-500	XMS060k	383002470	SKG002	SKG003	SKF004
200x150-500	XMS060k	383002470	SKH002	SKH003	SKF004

END SUCTION ISO PUMPS

ISO SOVEREIGN




END SUCTION ISO PUMPS

ISO SOVEREIGN

Benchmark Performance.

KEY FEATURES

- Superior hydraulic design for higher efficiencies and reduced operating cost.
- High efficiency double curvature impeller vanes.
- 32 to 200mm discharge.
- Cast Iron or Stainless Steel construction.
- High strength Grade 431 Stainless Steel shaft.
- AS2129 Table "E" flanges as standard with optional drillings available.
- Back-pullout design allows removal of the pump rotating element without the removal of motor or suction and discharge lines for maintenance.
- Heavy duty sealed for life grease packed ball bearings.
- Taper mounted and keyed impeller with Nordlock impeller washer.
- High quality European manufactured mechanical seal.
- Horizontal or vertical pump discharge mounting.
- Wide range of options.



			43SP3
Model - Bareshaft	Code	Price A-F	Price J-F
50 X 32 - 160	PSEA1	\$2,243.65	\$2,771.62
50 X 32 - 200	PSFA1	\$2,611.68	\$3,164.51
65 X 50 - 160	PSEB1	\$2,501.27	\$3,144.73
65 X 40 - 200	PSFB1	\$2,682.56	\$3,286.09
65 X 40 - 250	PSGB2	\$3,291.87	\$4,186.65
65 X 40 - 315	PSHB2	\$4,226.95	\$5,243.17
80 X 65 - 160	PSEC1	\$2,538.08	\$3,067.50
80 X 50 - 200	PSFC1	\$2,735.73	\$3,267.14
80 X 50 - 250	PSGC2	\$3,353.22	\$4,202.69
80 X 50 - 315	PSHC2	\$4,308.74	\$5,476.33
100 X 80 - 160	PSED2	\$3,023.34	\$3,774.25
100 X 65 - 200	PSFD2	\$3,166.46	\$4,043.85
100 X 65 - 250	PSGD2	\$3,470.44	\$4,357.16
100 X 65 - 315	PSHD3	\$5,385.58	\$6,582.36
125 X 80 - 200	PSFE2	\$3,406.37	\$4,212.88
125 X 80 - 250	PSGE2	\$3,689.90	\$4,648.60
125 X 80 - 315	PSHE3	\$5,354.23	\$7,242.50
125 X 80 - 400 (2300 RPM Max*)	PSJE3	\$7,131.71	\$9,182.08
125 X 100 - 200	PSFF2	\$3,477.25	\$4,529.11
125 X 100 - 250	PSGF3	\$5,077.53	\$6,599.86

			43SP3
Model - Bareshaft	Code	Price A-F	Price J-F
125 X 100 - 315 (2800 RPM Max*)	PSHF3	\$5,722.26	\$7,449.42
125 X 100 - 400 (2100 RPM Max*)	PSJF3	\$7,439.76	\$9,928.20
125 X 100 - 500 (1600 RPM Max*)	PSKF4	\$13,317.15	\$18,963.10
150 X 125 - 250 (2600 RPM Max*)	PSGG3	\$5,793.15	\$7,143.40
150 X 125 - 315 (2300 RPM Max*)	PSHG3	\$6,432.44	\$8,057.10
150 X 125 - 400 (2000 RPM Max*)	PSJG3	\$7,974.09	\$10,078.29
150 X 125 - 500 (1600 RPM Max*)	PSKG4	\$13,385.79	\$17,873.09
200 X 150 - 315 (1800 RPM Max*)	PSHH4	\$8,787.46	\$10,460.38
200 X 150 - 400 (1800 RPM Max*)	PSJH4	\$10,982.38	\$13,151.62
200 X 150 - 500 (1600 RPM Max*)	PSKH4	\$13,139.75	\$15,366.63
250 X 200 - 315 (1800 RPM Max*)	PSHJ4	\$10,349.15	\$14,030.69

			43SP3
Belzona Backplate			POA

* Refer to 43South for higher speeds.
A-F = Cast Iron / Cast Iron **J-F** = Cast Iron / Stainless Steel

END SUCTION ISO PUMPS

PW SERIES



The Pentair Southern Cross PW Series End-suction pumps are your ideal solution for pressure boosting, liquid transfer, agricultural irrigation and industrial applications.

KEY FEATURES

- Complies with ISO 5199 Industrial Standard
- Operating Pressure 16 Bar
- AS2129 Table E flanges Drilling
- High-grade Cast-316L Stainless Steel Volute and Backcover
- Standard 316 Stainless Steel impeller
- Heavy duty 316 SS shaft design with low L3/D4 ratiion shaft deflection
- Mechanical Seal: Standard Carbon / Ceramic / NBR elastomers
- Heavy duty oil lubricated angular contact / roller bearings with constanct level oiler
- Available as bare shaft or long coupled pump system with IP55 Class F IE3 Motor as standard - or upgrade to IE3 IP66 protection rating
- Available in 4 & 6 pole motors
- Pumps are supplied as standard works tested and certified to ISO 9066 grade 2B Performance testing
- Pumps are hydrostatic testing to 2.4MPa prior to leaving the factory
- Impellers are balanced to ISO1940-G6.3 standard



PERFORMANCE TABLE

Code	Max Impeller Size	Max Speed (RPM)	Max. Working Pressure
PWGH3S	288	1750	16 bar
PWGW4S	265	1500	16 bar
PWHK5S	346	1500	16 bar
PWHL5S	395	1500	16 bar
PWJJ4S	408	1500	16 bar
PWJK5S	409	1500	16 bar
PWJL5S	404	1500	16 bar
PWKJ5S	520	1500	16 bar
PWKL6S	520	1500	16 bar

PW SERIES PRICING

		43SPWT
Model	Code	Price
PUMP SX SOV3 200x150-250 S PW	PWGH3S	\$33,250.63
PUMP SX SOV4 200x200-250 S PW	PWGW4S	\$36,809.06
PUMP SX SOV5 300X250-315 S PW	PWHK5S	\$53,267.31
PUMP SX SOV5 350x300-315 S PW	PWHL5S	\$62,930.85
PUMP SX SOV4 250x200-400 S PW	PWJJ4S	\$45,384.98
PUMP SX SOV5 300x250-400 S PW	PWJK5S	\$58,098.41
PUMP SX SOV5 350x300-400 S PW	PWJL5S	\$67,075.03
PUMP SX SOV5 250X200-500 S PW	PWKJ5S	\$63,455.00
PUMP SX SOV6 350x300-500 S PW	PWKL6S	\$87,234.15




END SUCTION ISO PUMPS

PT SERIES

The Pentair Southern Cross PT Series End-suction pumps are your ideal solution for pressure boosting, liquid transfer, agricultural irrigation and industrial applications.

KEY FEATURES

- Complies with ISO 2858 Industrial Pump Standard
- Operating Pressure 16 Bar
- AS2129 Table E flanges Drilling
- High-grade Cast Iron Housings AS1830/T260
- Standard 316 Stainless Steel impeller
- Heavy duty 431 SS shaft design with low L3/D4 ratiion shaft deflection
- Mechanical Seal: Standard Carbon / Ceramic / NBR elastomers
- Heavy duty deep grooved ball bearings operating life
- Available as bare shaft or long coupled pump system with IP55 Class F IE3 Motor as standard - or upgrade to IE3 IP66 protection rating
- Available in 4 & 6 pole motors
- Pumps are supplied as standard works tested and certified to ISO 9066 grade 2B Performance testing
- Pumps are hydrostatic testing to 2.4MPa prior to leaving the factory
- Impellers are balanced to ISO1940-G6.3 standard



PERFORMANCE TABLE

Code	Max Impeller Size	Max Speed (RPM)	Max. Working Pressure
PTGH3J	290	1750	16 bar
PTGW4J	265	1500	16 bar
PTHK5J	347	1500	16 bar
PTHL5J	395	1500	16 bar
PTJJ4J	408	1500	16 bar
PTJK5J	409	1500	16 bar
PTJL5J	406	1500	16 bar
PTKJ5J	519	1500	16 bar
PTKL6J	519	1500	16 bar

PT SERIES PRICING

		43SPWT
Model - Bareshaft	Code	Price
PUMP SX SOV3 200x150-250 J PT	PTGH3J	\$10,574.12
PUMP SX SOV4 200x200-250 J PT	PTGW4J	\$11,937.32
PUMP SX SOV5 300X250-315 J PT	PTHK5J	\$15,718.07
PUMP SX SOV5 350x300-315 J PT	PTHL5J	\$22,387.63
PUMP SX SOV4 250x200-400 J PT	PTJJ4J	\$16,018.93
PUMP SX SOV5 300x250-400 J PT	PTJK5J	\$14,538.58
PUMP SX SOV5 350x300-400 J PT	PTJL5J	\$24,819.83
PUMP SX SOV5 250X200-500 J PT	PTKJ5J	\$23,169.08
PUMP SX SOV6 350x300-500 J PT	PTKL6J	\$32,077.80

END SUCTION ISO PUMPS

ISO PRO



END SUCTION ISO PUMPS

ISO PRO

Efficient, general purpose

KEY FEATURES

- Superior hydraulic design and manufacturing methods for significantly higher efficiencies and reduced maintenance.
- High efficiency double curvature impeller vanes.
- 32 to 200mm discharge.
- Cast Iron or Stainless Steel construction.
- High strength Grade 431 Stainless Steel shaft.
- AS2129 Table "E" flanges as standard with optional drillings available.
- Back-pullout design does not require the disconnection and removal of motor or suction and discharge lines for maintenance.
- Heavy duty oil lubricated double angular contact bearings in drive end and single row roller bearings in wet end.
- Taper mounted and keyed impeller with Nordlock impeller washer.
- High quality European manufactured mechanical seal.
- Horizontal or vertical pump discharge mounting.
- Wide range of options.



			43SP2
Model - Bareshaft	Code	Price A-F	Price J-F
50 x 32 - 160	PREA1	\$2,699.20	\$3,494.88
50 x 32 - 200	PRFA1	\$3,124.96	\$3,778.14
65 x 50 - 160	PREB1	\$2,917.54	\$3,798.78
65 x 40 - 200	PRFB1	\$3,208.20	\$3,915.32
65 x 40 - 250	PRGB2	\$3,902.80	\$4,977.51
65 x 40 - 315	PRHB2	\$4,613.75	\$6,520.63
80 x 65 - 160	PREC1	\$3,022.62	\$4,017.12
80 x 50 - 200	PRFC1	\$3,253.23	\$4,161.69
80 x 50 - 250	PRGC2	\$4,061.08	\$5,048.33
80 x 50 - 315	PRHC2	\$4,823.90	\$6,314.10
100 x 80 - 160	PRED2	\$3,666.71	\$4,648.53
100 x 65 - 200	PRFD2	\$3,773.15	\$4,860.97
100 x 65 - 250	PRGD2	\$4,179.81	\$5,088.15
100 x 65 - 315	PRHD3	\$6,005.67	\$7,737.73
125 x 80 - 200	PRFE2	\$4,130.69	\$4,996.69
125 x 80 - 250	PRGE2	\$4,439.08	\$5,934.96
125 x 80 - 315	PRHE3	\$5,941.53	\$8,078.50
125 x 80 - 400 (2300 RPM Max*)	PRJE3	\$7,689.59	\$10,317.94
125 x 100 - 200	PRFF2	\$4,178.44	\$5,176.68
125 x 100 - 250	PRGF3	\$6,398.67	\$7,526.76
125 x 100 - 315	PRHF3	\$6,899.48	\$8,618.45
125 x 100 - 400 (2300 RPM Max*)	PRJF3	\$8,451.04	\$10,798.88

			43SP2
Model - Bareshaft	Code	Price A-F	Price J-F
125 x 100 - 500 (1800 RPM Max*)	PRKF4	\$15,005.28	\$21,821.99
150 x 125 - 250 (2600 RPM Max*)	PRGG3	\$6,647.03	\$8,436.98
150 x 125 - 315 (2500 RPM Max*)	PRHG3	\$7,153.30	\$9,137.74
150 x 125 - 400 (2300 RPM Max*)	PRJG3	\$9,207.05	\$10,940.50
150 x 125 - 500 (1800 RPM Max*)	PRKG4	\$15,137.65	\$20,995.86
200 x 150 - 315 (2100 RPM Max*)	PRHH4	\$11,082.02	\$14,286.39
200 x 150 - 400 (1900 RPM Max*)	PRJH4	\$12,720.92	\$18,729.86
200 x 150 - 500 (1800 RPM Max*)	PRKH4	\$15,526.56	\$21,937.06
250 x 200 - 315 (1800 RPM Max*)	PRHJ4	\$13,214.91	\$20,699.33
			43SP1
Belzona Backplate			POA

All Group 4 Pumps are fitted with Rear Neck Rings.

* Refer to 43South for higher speeds.

A-F = Cast Iron / Cast Iron **J-F** = Cast Iron / Stainless Steel

ELECTRIC MOTORS

MAX-E3 PREMIUM SEVERE DUTY



ELECTRIC MOTORS

MAX-E3 PREMIUM SEVERE DUTY - 2 Pole

True IP66 Protection with Porous Drain Plugs High Efficiency Electric Motors

Experience the ultimate in performance with the TECO MAXe3 Premium Severe Duty Electric Motor. Its true IP66 protection, Class F insulation, inverter rated insulation enables seamless handling. Built with precision cast iron material, this rugged motor ensures optimal performance and longevity. Operate reliably even in demanding conditions, with a service factor of 1.15@ 40°C ambient temperature and suitability for 55°C ambient environments. With advanced design features like built-in thermistors and made to order IECEX Ex e and Ex nA compliance, this motor offers enhanced protection in all environments. Choose from flexible mounting options and enjoy with a 2-year warranty for customer satisfaction.

KEY FEATURES

- True IP66 with porous drain plugs
- Class F insulation system
- Superior inverter-rated insulation (6500V/microsecond)
- Precision and rugged cast iron construction
- Typical temperature rises less than Class E
- 1.15 service factor @ 40 deg C ambient
- Suitable for 55 deg C ambient at rated output
- TECO renowned grease relief system
- 1 Set of Thermistors for frames D160 and larger
- IECEX Ex e, Ex nA ready (ready to order)
- TECO Blue paint finish
- Mountings available - Foot, Foot and D Flange, D Flange, Foot and C Face (to 132 frame only), C Face (to 132 frame only)
- 2-year warranty



2 POLE - MAXe3 PREMIUM SEVERE DUTY PRICING

43STS

2 POLE, 3000RPM; THREE PHASE CAST IRON

kW	HP	RPM	Frame	Weight (kgs)	Shaft Diameter (mm)	FLC @ 415V (AMPS)	Code	Price
0.37	0.5	2800	D71	12	14	0.81	TECO-XZM000-HE	\$713.00
0.55	0.75	2780	D71	16	14	1.28	TECO-XZM001-HE	\$745.00
0.75	1	2825	D80	20	19	1.48	TECO-XZM002-HE	\$859.00
1.1	1.5	2815	D80	20	19	2.13	TECO-XZM003-HE	\$1,029.00
1.5	2	2895	D90S	24	24	2.84	TECO-XZM004-HE	\$1,134.00
2.2	3	2900	D90L	29	24	4.37	TECO-XZM005-HE	\$1,328.00
3	4	2870	D100L	39	28	5.36	TECO-XZM006-HE	\$1,620.00
4	5.5	2885	D112M	50	28	6.85	TECO-XZM007-HE	\$2,025.00
5.5	7.5	2930	D132S	75	38	9.82	TECO-XZM008-HE	\$2,430.00
7.5	10	2920	D132S	75	38	13.4	TECO-XZM009-HE	\$3,078.00
11	15	2945	D160M	133	42	18	TECO-XZM011-HE	\$4,334.00
15	20	2935	D160M	133	42	24.8	TECO-XZM012-HE	\$5,427.00
18.5	25	2940	D160L	158	42	30.3	TECO-XZM013-HE	\$5,751.00
22	30	2950	D180M	190	48	37.4	TECO-XZM014-HE	\$7,776.00
30	40	2945	D200L	300	55	48.8	TECO-XZM015-HE	\$10,125.00
37	50	2960	D200L	300	55	59.6	TECO-XZM016-HE	\$11,745.00
45	60	2960	D225M	377	55	70.4	TECO-XZM017-HE	POA
55	75	2970	D250S	480	60	87.3	TECO-XZM018-HE	POA
75	100	2960	D250M	540	60	119	TECO-XZM019-HE	POA
90	125	2960	D280S	660	65	145	TECO-XZM020-HE	POA
110	150	2960	D280M	720	65	177	TECO-XZM021-HE	POA
132	175	2976	D315S	900	65	211	TECO-XZM022-HE	POA
150	200	2976	D315M	940	65	240	TECO-XZM037-HE	POA
185	250	2982	D315M	1050	65	295	TECO-XZM038-HE	POA

Larger sizes available on request. Please enquire for P&A.

Specification:

Motors are designed, manufactured and tested in accordance with AS1359/AS60034-12

All motors are MEPS High Eff. compliant as per AS/NZS1359.5

Motors in the range of 0.75kW to 185kW, 2-4-6 & 8P comply with IE3 - IEC60034-30-1 (higher efficiency levels than MEPS).

Cast Iron Frame

Enclosure TEFC IP66

Voltage 220 - 240 / 380 - 415 @ 50Hz (4kw and below)

Voltage 380 - 415 / 660 - 690 @ 50Hz (5.5kw and above)

Class F Insulation

Class B temperature rise

From frame size D160 and larger one thermistor per phase

2 year Warranty



4 POLE - MAXe3 PREMIUM SEVERE DUTY PRICING

43STS

4 POLE, 1500RPM; THREE PHASE CAST IRON								
kW	HP	RPM	Frame	Weight (kgs)	Shaft Diameter (mm)	FLC @ 415V (AMPS)	Code	Price
0.37	0.5	1405	D71	13	14	1	TECO-XZM040-HE	\$648.00
0.55	0.75	1405	D80	18	19	1.47	TECO-XZM041-HE	\$778.00
0.75	1	1440	D80	20	19	1.66	TECO-XZM042-HE	\$907.00
1.1	1.5	1435	D90S	24	24	2.21	TECO-XZM043-HE	\$1,053.00
1.5	2	1440	D90L	29	24	3.16	TECO-XZM044-HE	\$1,150.00
2.2	3	1455	D100L	39	28	4.27	TECO-XZM045-HE	\$1,458.00
3	4	1450	D100L	39	28	5.98	TECO-XZM046-HE	\$1,750.00
4	5.5	1450	D112M	50	28	7.54	TECO-XZM047-HE	\$2,082.00
5.5	7.5	1460	D132S	75	38	9.83	TECO-XZM048-HE	\$2,754.00
7.5	10	1465	D132M	82	38	13.4	TECO-XZM049-HE	\$3,321.00
11	15	1465	D160M	133	42	19.2	TECO-XZM051-HE	\$5,022.00
15	20	1465	D100L	158	42	26.1	TECO-XZM052-HE	\$5,670.00
18.5	25	1480	D180M	190	48	33	TECO-XZM053-HE	\$7,452.00
22	30	1480	D180L	205	48	39	TECO-XZM054-HE	\$8,424.00
30	40	1475	D200L	295	55	51.4	TECO-XZM055-HE	\$10,692.00
37	50	1480	D225S	360	60	63.5	TECO-XZM056-HE	\$12,636.00
45	60	1480	D225M	388	60	76.7	TECO-XZM057-HE	POA
55	75	1485	D250S	510	70	92.8	TECO-XZM058-HE	POA
75	100	1480	D250M	570	70	127	TECO-XZM059-HE	POA
90	125	1480	D280S	820	80	148	TECO-XZM060-HE	POA
110	150	1482	D280M	880	80	181	TECO-XZM061-HE	POA
132	175	1482	D315S	1000	85	216	TECO-XZM062-HE	POA
150	200	1485	D315M	1080	85	245	TECO-XZM071-HE	POA
185	250	1486	D315M	1150	85	300	TECO-XZM072-HE	POA

MAXe3 motors 4 pole and slower are fitted with a roller bearing as standard from 250 frame (inclusive)
Larger sizes available on request. Please enquire for P&A.

6 POLE - MAXe3 PREMIUM SEVERE DUTY PRICING

43STS

6 POLE, 1000RPM; THREE PHASE CAST IRON								
kW	HP	RPM	Frame	Weight (kgs)	Shaft Diameter (mm)	FLC @ 415V (AMPS)	Code	Price
0.37	0.5	920	D80	18	19	0.99	TECO-XZM370-HE	\$851.00
0.55	0.75	910	D80	18	19	1.59	TECO-XZM371-HE	\$972.00
0.75	1	935	D90S	24	24	1.78	TECO-XZM372-HE	\$1,199.00
1.1	1.5	935	D90L	29	24	2.54	TECO-XZM373-HE	\$1,288.00
1.5	2	950	D100L	39	28	3.4	TECO-XZM374-HE	\$1,490.00
2.2	3	965	D112M	50	28	5.24	TECO-XZM375-HE	\$1,944.00
3	4	970	D132S	75	38	6.03	TECO-XZM376-HE	\$2,786.00
4	5.5	970	D132M	82	38	7.96	TECO-XZM377-HE	\$2,884.00
5.5	7.5	970	D132M	82	38	11.5	TECO-XZM378-HE	\$3,564.00
7.5	10	970	D160M	133	42	14.5	TECO-XZM320-HE	\$4,617.00
11	15	965	D160L	158	42	20.9	TECO-XZM321-HE	\$5,670.00
15	20	970	D180L	205	48	27	TECO-XZM322-HE	\$8,262.00
18.5	25	975	D200L	295	55	33.7	TECO-XZM323-HE	\$9,720.00
22	30	975	D200L	295	55	39.7	TECO-XZM324-HE	\$11,826.00
30	40	985	D225M	388	60	53.1	TECO-XZM325-HE	\$16,686.00
37	50	985	D250S	510	70	62.9	TECO-XZM326-HE	\$18,954.00
45	60	985	D250M	570	70	76.6	TECO-XZM327-HE	POA
55	75	984	D280S	750	80	95	TECO-XZM328-HE	POA
75	100	984	D280M	850	80	128	TECO-XZM329-HE	POA
90	125	985	D315S	980	85	152	TECO-XZM330-HE	POA
110	150	985	D315M	1070	85	184	TECO-XZM331-HE	POA
132	175	986	D315M	1180	85	221	TECO-XZM332-HE	POA

8 POLE - MAXe3 PREMIUM SEVERE DUTY PRICING

43STS

8 POLE, 750RPM; THREE PHASE CAST IRON								
kW	HP	RPM	Frame	Weight (kgs)	Shaft Diameter (mm)	FLC @ 415V (AMPS)	Code	Price
3	4	715	D132M	82	38	7.65	TECO-XZM086-HE	\$3,240.00
4	5.5	720	D160M	133	42	9.06	TECO-XZM087-HE	\$4,374.00
5.5	7.5	720	D160M	133	42	12.2	TECO-XZM088-HE	\$5,022.00
7.5	10	720	D160L	158	42	16.5	TECO-XZM089-HE	\$5,589.00
11	15	720	D180L	210	48	20.6	TECO-XZM091-HE	\$7,938.00
15	20	730	D200L	282	55	29.2	TECO-XZM092-HE	\$9,720.00
18.5	25	735	D225S	360	60	35.7	TECO-XZM093-HE	POA
22	30	740	D225M	375	60	44.7	TECO-XZM094-HE	POA
30	40	735	D250S	510	70	59.9	TECO-XZM095-HE	POA



IP55 Protection Rating
IEC60034 Efficiency Standard (IE3)

TECO Te3 Cast Iron 3 Phase Electric Motor offers a power range from 0.55 kW to 500 kW, utilizing a Totally Enclosed Fan Cooled (IC411) design. Embracing high efficiency (IE3) and Class F insulation with a Class B temperature rise, it ensures peak performance on a 380~415 volts, 3-phase, 50 Hz power supply. The robust cast iron construction with IP55 protection guarantees durability and reliability. Choose from a variety of flexible mounting options and a 2-year warranty ensure customer satisfaction.

KEY FEATURES

- Metric frame motor to IEC60034 frame allocation
- 0.55kW to 500kW
- Totally Enclosed Fan Cooled (IC411)
- Meets IEC60034-30-1 (IE3) Efficiency
- 380~415 Volts 3 Phase 50 Hz (other supplies on request)
- Class F insulation with a Class B temperature rise
- Continuous rated, duty type S1
- Cast Iron construction with top mounted terminal box
- IP55 protection rating.
- The motor is supplied painted Teal T63
- Mounting available - Foot, Foot and flange (C* and D types), Flange (C* and D types)
- (C type flange on frame sizes D80-D132 only)
- 2-year warranty



2 POLE - Te3 CAST IRON PRICING

43STT

2 POLE, 3000RPM; THREE PHASE CAST IRON

kW	HP	RPM	Frame	Weight (kgs)	Shaft Diameter (mm)	FLC @ 415V (AMPS)	Code	Price
0.75	1	2855	D80M	20	19	1.57	TECO-XZM002	\$698.00
1.1	1.5	2860	D80M	21	19	2.22	TECO-XZM003	\$810.00
1.5	2	2885	D90S	25	24	2.95	TECO-XZM004	\$940.00
2.2	3	2885	D90L	30	24	4.18	TECO-XZM005	\$1,102.00
3	4	2890	D100L	38	28	5.5	TECO-XZM006	\$1,337.00
4	5.5	2905	D112M	48	28	7.18	TECO-XZM007	\$1,596.00
5.5	7.5	2910	D132S	66	38	9.73	TECO-XZM008	\$2,106.00
7.5	10	2915	D132S	72	38	13.1	TECO-XZM009	\$2,430.00
11	15	2935	D160M	122	42	18.8	TECO-XZM011	\$3,953.00
15	20	2935	D160M	130	42	25.5	TECO-XZM012	\$4,212.00
18.5	25	2935	D160L	147	42	31.3	TECO-XZM013	\$5,152.00
22	30	2940	D180M	172	48	37.1	TECO-XZM014	\$6,723.00
30	40	2955	D200L	247	55	50.2	TECO-XZM015	\$8,424.00
37	50	2955	D200L	256	55	61.7	TECO-XZM016	\$10,044.00
45	60	2970	D225M	331	55	73.8	TECO-XZM017	POA
55	75	2970	D250M	414	60	90.1	TECO-XZM018	POA
75	100	2980	D280S	502	65	122	TECO-XZM019	POA
90	125	2980	D280M	523	65	146	TECO-XZM020	POA
110	150	2980	D315S	858	65	179	TECO-XZM021	POA

Larger sizes available on request. Please enquire for P&A.

Specification:

All motors from 0.75 - 185kW are MEPS compliant as per AS/NZS1359.5-2004

Motors in the range of 0.75kW to 185kW, 2-4-6 & 8P comply with IE3 - IEC60034-30-1 (higher efficiency levels than MEPS).

Cast Iron Frame

Enclosure TEFC IP55

Voltage 220 - 240 / 380 - 415 @ 50Hz (3kw and below)

Voltage 380 - 415 @ 50Hz (4kw and above)

Class F Insulation

Class B temperature rise

From frame size D160 and larger one thermistor per phase

2 year Warranty

ELECTRIC MOTORS

Te3 CAST IRON - 4 Pole



ELECTRIC MOTORS

Te3 CAST IRON - 6 Pole

4 POLE - Te3 CAST IRON PRICING

43STT

4 POLE, 1500RPM; THREE PHASE CAST IRON

kW	HP	RPM	Frame	Weight (kgs)	Shaft Diameter (mm)	FLC @ 415V (AMPS)	Code	Price
0.55	0.75	1425	D80M	20	19	1.26	TECO-XZM041	\$616.00
0.75	1	1425	D80M	22	19	1.68	TECO-XZM042	\$732.00
1.1	1.5	1425	D90S	26	24	2.39	TECO-XZM043	\$879.00
1.5	2	1425	D90L	30	24	3.17	TECO-XZM044	\$1,085.00
2.2	3	1440	D100L	39	28	4.35	TECO-XZM045	\$1,296.00
3	4	1445	D100L	43	28	5.79	TECO-XZM046	\$1,465.00
4	5.5	1445	D112M	55	28	7.66	TECO-XZM047	\$1,847.00
5.5	7.5	1455	D132S	70	38	10.3	TECO-XZM048	\$2,268.00
7.5	10	1455	D132M	81	38	13.7	TECO-XZM049	\$2,624.00
11	15	1465	D160M	122	42	19.7	TECO-XZM051	\$4,050.00
15	20	1465	D160L	147	42	26.3	TECO-XZM052	\$4,617.00
18.5	25	1470	D180M	174	48	32.3	TECO-XZM053	\$6,156.00
22	30	1470	D180L	199	48	38.2	TECO-XZM054	\$6,885.00
30	40	1475	D200L	254	55	51.8	TECO-XZM055	\$8,303.00
37	50	1480	D225S	298	60	63.7	TECO-XZM056	\$10,044.00
45	60	1480	D225M	331	60	77.3	TECO-XZM057	POA
55	75	1480	D250M	413	65	94.1	TECO-XZM058	POA
75	100	1485	D280S	554	75	126	TECO-XZM059	POA
90	125	1485	D280M	641	75	149	TECO-XZM060	POA
110	150	1485	D315S	879	80	180	TECO-XZM061	POA
132	175	1485	D315M	970	80	216	TECO-XZM062	POA
160	215	1485	D315L	1149	80	261	TECO-XZM063	POA

** 11kW 4 Pole 132 Frame has a side terminal box and can be re-rated to 9.2kW on request
Larger sizes available on request. Please enquire for P&A.

6 POLE - Te3 CAST IRON PRICING

43STT

6 POLE, 1000RPM; THREE PHASE CAST IRON

kW	HP	RPM	Frame	Weight (kgs)	Shaft Diameter (mm)	FLC @ 415V (AMPS)	Code	Price
0.75	1	940	D90S	25	24	1.85	TECO-XZM372	\$913.00
1.1	1.5	940	D90L	29	24	2.58	TECO-XZM373	\$1,094.00
1.5	2	950	D100L	38	28	3.47	TECO-XZM374	\$1,327.00
2.2	3	955	D112M	51	28	4.91	TECO-XZM375	\$1,652.00
3	4	970	D132S	64	38	6.58	TECO-XZM376	\$2,154.00
4	5.5	970	D132M	72	38	8.66	TECO-XZM377	\$2,511.00
5.5	7.5	970	D132M	82	38	11.6	TECO-XZM378	\$3,159.00
7.5	10	970	D160M	119	42	14.8	TECO-XZM320	\$3,791.00
11	15	970	D160L	143	42	21.2	TECO-XZM321	\$4,941.00
15	20	980	D180L	178	48	28.2	TECO-XZM322	\$6,075.00
18.5	25	980	D200L	231	55	34.6	TECO-XZM323	\$7,776.00
22	30	980	D200L	242	55	41	TECO-XZM324	\$8,424.00
30	40	985	D225M	288	60	54.1	TECO-XZM325	\$11,583.00
37	50	985	D250M	381	65	65.6	TECO-XZM326	\$13,608.00
45	60	985	D280S	493	75	78.4	TECO-XZM327	POA
55	75	985	D280M	552	75	94.4	TECO-XZM328	POA
75	100	985	D315S	785	80	131	TECO-XZM329	POA
90	125	985	D315M	914	80	155	TECO-XZM330	POA
110	150	985	D315L	998	80	189	TECO-XZM331	POA

Larger sizes available on request. Please enquire for P&A.

ELECTRIC MOTORS

W21 MOTOR



ELECTRIC MOTORS

W22 MOTORS

TYPE

WEG Three Phase Squirrel Cage.

FRAME

Aluminium 37kW and below.
External Cooling Fins, IEC 72 Standard.

ENCLOSURE

Totally Enclosed Fan Cooled.

PROTECTION

IP55.

INSULATION

Frames 63 up to 200: Class F with B temperature rise
Frame 225 and above: Class H with B temperature rise.

SUPPLY

415V, 50Hz.

ACCESSORIES


Thermistor Type PTC (1 per phase) from 160 frame and above.

PAINT

WEG Paint Plan 201.

SPECIAL FEATURES

Enhanced Insulation System able to withstand 5,000V/ μ s and 1,500V peak at 5kHz.



TYPE

WEG Three Phase Squirrel Cage.

FRAME

Cast Iron, External Cooling Fins, IEC 72 Standard.

ENCLOSURE

Totally Enclosed Fan Cooled.

PROTECTION

IP66.

INSULATION

Class H with B temperature rise.

SUPPLY

415V, 50Hz.

ACCESSORIES

Thermistor Type PTC (1 per phase) from 160 up to 200 frame.
Thermistor Type PTC (2 per phase) from 225 frame and above.

PAINT

WEG Paint Plan 202P.

SPECIAL FEATURES

Enhanced Insulation System able to withstand 5,200V/ μ s and 1,600V peak at 5kHz.

225-355 Frames WEG designed WSeal®.

225-355 Frames Flexi-mount terminal box.

W21 MOTOR PRICING - FOOT AND FLANGE

43SPTR1

3 X 415V THREE PHASE 2 POLE				
Frame	kW	F.L.A.	Code	Price
802-2	1.10	6.00	XZM003	POA
90S-2	1.50	3.01	XZM004	POA
90L-2	2.20	4.39	XZM005	POA
100L-2	3.00	5.64	XZM006	POA
112M1-2	4.00	7.45	XZM007	POA
132S1-2	5.50	10.2	XZM008	POA
132S2-2	7.50	13.69	XZM009	POA
160M1-2	11.00	20.17	XZM011	POA
160M2-2	15.00	27.13	XZM012	POA
160L-2	18.50	33.7	XZM013	POA
180M-2	22.00	38.83	XZM014	POA
200L1-2	30.00	52.72	XZM015	POA
200L2-2	37.00	64.5	XZM016	POA
225M-2	45.00	76.2	XZM017	POA
250M1-2	55.00	91.8	XZM018	POA
250S/M-2	75.00	127.00	XZM019	POA

3 X 415V THREE PHASE 4 POLE				
Frame	kW	F.L.A.	Code	Price
801-4	0.55	1.26	XZM041	POA
802-4	0.75	1.61	XZM042	POA
90S-4	1.10	2.37	XZM043	POA
90L-4	1.5	3.28	XZM044	POA
100L1-4	2.2	4.42	XZM045	POA
100L2-4	3	5.96	XZM046	POA
112M-4	4	7.85	XZM047	POA
132S-4	5.5	10.34	XZM048	POA
132M1-4	7.5	13.89	XZM049	POA
160M-4	11.0	20.84	XZM051	POA
160L-4	15	28.4	XZM052	POA
180M-4	28.5	34.83	XZM053	POA
180L-4	22	39.4	XZM054	POA
200L-4	30	55.6	XZM055	POA
225S-4	37	65.2	XZM056	POA
225M-4	45	78.11	XZM057	POA
250M1-4	55	94.0	XZM058	POA
250M2-4	75	131.0	XZM059	POA

W22 MOTOR PRICING - FOOT AND FLANGE

43SPTR2

3 X 415V THREE PHASE 2 POLE				
Frame	kW	F.L.A.	Code	Price
D100	3	5.68	XZM506-HE	POA
D112	4	7.49	XZM507-HE	POA
D132	5.5	10.1	XZM508-HE	POA
D132	7.5	13.8	XZM509-HE	POA
D160	11	20.1	XZM511-HE	POA
D160	15	27.1	XZM512-HE	POA
D160	18.5	33.3	XZM513-HE	POA
D180	22	38.8	XZM514-HE	POA
D200	30	53.3	XZM515-HE	POA
D200	37	65.6	XZM516-HE	POA
D225	45	77.6	XZM517-HE	POA
D250	55	93.5	XZM518-HE	POA
D250	75	127.0	XZM519-HE	POA

3 X 415V THREE PHASE 4 POLE				
Frame	kW	F.L.A.	Code	Price
D90	1.1	2.31	XZM543-HE	POA
D90	1.5	3.19	XZM544-HE	POA
D100	2.2	4.49	XZM545-HE	POA
D100	3.0	6.07	XZM546-HE	POA
D112	4.0	8.11	XZM547-HE	POA
D132	5.5	10.3	XZM548-HE	POA
D132	7.5	13.9	XZM549-HE	POA
D160	11.0	20.7	XZM551-HE	POA
D160	15.0	28.4	XZM552-HE	POA
D180	18.5	34.8	XZM553-HE	POA
D180	22.0	39.4	XZM554-HE	POA
D200	30.0	56.1	XZM555-HE	POA
D225S	37.0	65.6	XZM556-HE	POA
D225	45.0	79.4	XZM557-HE	POA
D250	55.0	96.9	XZM558-HE	POA
D250	75.0	130.0	XZM559-HE	POA

RIVERSCREEN

RIVERSCREEN & MOTOR DRIVE KIT

A rotating water-driven self-cleaning screen that dependably delivers good water from depths as low as 4 inches. The ideal solution for the operation depending upon river or canal water sources for pivot irrigation systems. RIVERSCREEN is built for shallow water pumping to prevent sand problems.

KEY FEATURES

- Screen drum measuring 16" x 24" up to 32" x 48"
- Sturdy aluminum frame
- Aluminum pontoons



RIVERSCREEN PRICING

			43SP5
Model	Flow Rate	Code	Price
Screen Galv River 3 inch	0 - 12 Litres/Second	RVRSCRN3	\$8,347.50
Screen Galv River 4 inch	6 - 22 Litres/Second	RVRSCRN4	\$12,587.60
Screen Galv River 6 inch	19 - 60 Litres/Second	RVRSCRN6	\$17,103.56
Screen Galv River 8 inch	35 - 107 Litres/Second	RVRSCRN8	\$19,139.75
Screen Galv River 10 inch	52 - 164 Litres/Second	RVRSCRN10	\$21,032.00
Screen Galv River 12 inch	75 - 252 Litres/Second	RVRSCRN12	\$23,979.77

MOTOR DRIVE KIT PRICING

		43SP5
Model	Code	Price
Electric Motor Drive Kit	RVRMD460	\$3,375.00

TERMS & ENGINEERING

ENGINEERING

APPROXIMATE WATER REQUIREMENTS

Application	Litres	Gallons
Shower	5-15 lpm @ 140 kPa	1-3 gpm @ 20 psi
Fill Bath	140	30
Flush Toilet	5-15 lpm	1-3
Lawn Sprinkler	15 lpm @ 140 kPa	3 gpm @ 20 psi
1/2" Tap	45 lpm @ 140 kPa	10 gpm @ 20 psi
Horses	45 per day	10 per day
Cattle	55 per day	12 per day
Milking Cows	135 per day	30 per day
Sheep	4-9 per day	1-2 per day
Pigs	15 per day	3 per day
100 chickens	23 per day	5 per day

The daily requirement should be able to be pumped in three hours in order to ensure adequate capacity to meet peak load demands.

VELOCITY OF WATER IN METRES PER SECOND

LPM	INSIDE DIAMETER OF PIPE (MM)					
	20	25	32	40	50	63
25	1.33	0.85	0.52	0.33	0.21	0.13
50	2.65	1.70	1.04	0.66	0.042	0.27
75	3.98	2.55	1.55	0.99	0.064	0.40
100	5.30	3.39	2.07	1.33	0.85	0.53
150	7.95	5.09	3.11	1.99	1.27	0.80
200	10.60	6.79	4.14	2.65	1.70	1.07
250	13.26	8.48	5.18	3.31	2.12	1.34
300	15.91	10.18	6.21	3.98	2.55	1.60
350	18.58	11.88	7.25	4.64	2.97	1.87
400	21.21	13.57	8.28	5.30	3.39	2.14

*Recommended suction velocities in **BOLD**

UNITS OF FLOW

Litres Per Second	Litres Per Minute	Cubic Metres Per Hour	US Gallons Per Minute	Imperial Gallons Per Hour	Imperial Gallons Per Minute
1	60	3.6	15.85	702	13.2
0.017	1	0.06	0.264	13.2	0.22
0.278	16.667	1	4.4	220	3.666
0.063	3.785	0.227	1	50	0.833
0.00127	0.076	0.00454	0.02	1	0.0166
0.076	4.546	0.273	1.2	60	1



43SOUTH

Phone. 0800 654 112 | 03 349 1350

Email. orders@43south.co.nz | accounts@43south.co.nz

Christchurch

2/16 George Bellew Road
Dakota Park
Christchurch 8042

Auckland

Unit 2/13 Highbrook Drive
East Tamaki
Auckland 2013

Postal Address

PO Box 90
Tai Tapu 7645

Web. 43south.co.nz

Price List effective as at 1/5/2024

43South reserves the right to change prices, product specifications and products details without notice.
All product images are for reference purposes only and may not represent actual and/or current product.