

BLAZEMASTER SERIES

HONDA ENGINE DRIVE PUMPS SINGLE & TWIN IMPELLER PUMPS



FEATURES

- Lightweight high grade corrosion resistant materials.
- Large pump casing with raised suction port and inbuilt non-return valve for better priming capabilities.
- Computational Fluid Dynamics designed hydraulic components for higher performance and efficiency.
- Strong and durable construction.
- Max. head - 107m.
- Max. flow - 715lpm.

PUMP INFORMATION

Horizontal, single-stage or twin-stage, surface mounted centrifugal pump with closed impeller/s for pumping debris free water coupled to a Honda GX160, GX200 or GX270 engine.

APPLICATIONS

- Fire fighting.
- Tank filling.
- Water transfer.
- Irrigation and spraying.

OPERATING CONDITIONS

Suitable for pumping clean non-aggressive liquids without solids or fibres in suspension.

Fluid:	Water.*
Maximum water temperature:	55°C.
Minimum water temperature:	1°C.
Maximum ambient temperature:	40°C.**
Maximum casing pressure:	1300kPa.

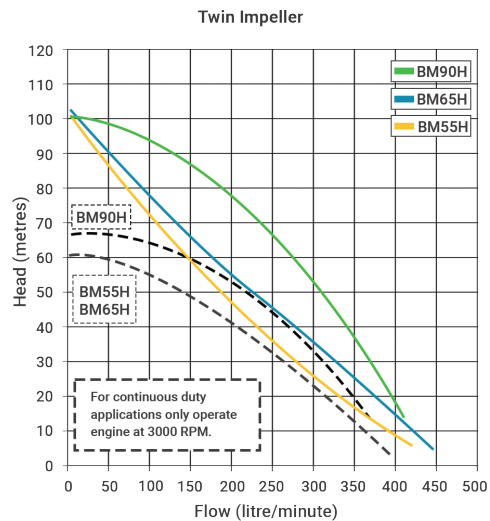
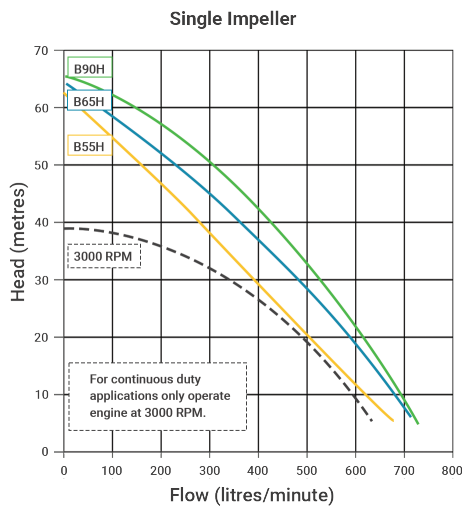
*For liquids outside of this range please consult your local Onga office for product suitability. Viton seal kit available as replacement service part.

**Engine performance greatly reduced with increased ambient temperature and/ or altitude, clarify with Engine Manufacturer.

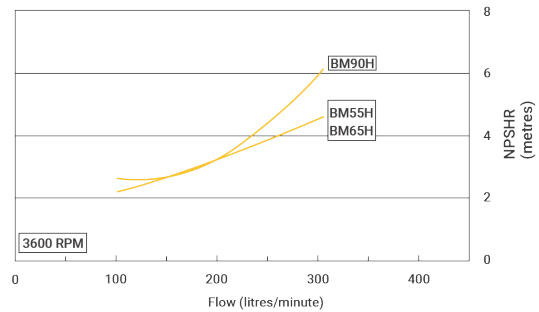
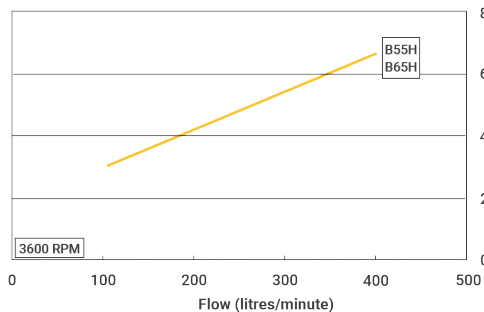
BLAZEMASTER HONDA - Technical Data

ENGINE DATA									
Type	Engine	Model	Displacement CC RPM	Continuous Duty	Fuel Tank Capacity	Fuel	Fuel Consumption @ 3600 RPM	Recommended Oil Type	Oil Capacity
B55H	Honda	GX160	163	3000 RPM	3.1 litres	Unleaded	1.4 litres/hour	10W/30 API SG	0.6 litres
B65H	Honda	GX200	196	3000 RPM	3.1 litres	Unleaded	1.7 litres/hour	10W/30 API SG	0.6 litres
B90H	Honda	GC270	270	3000 RPM	5.3 litres	Unleaded	2.5 litres/hour	10W/30 API SG	1.1 litres
BM55H	Honda	GX160	163	3000 RPM	3.1 litres	Unleaded	1.4 litre/hour	10W/30 API SG	0.6 litres
BM65H	Honda	GX200	196	3000 RPM	3.1 litres	Unleaded	1.7 litres/hour	10W/30 API SG	0.6 litres
BM90H	Honda	GX270	270	3000 RPM	5.3 litres	Unleaded	2.5 litres/hour	10W/30 API SG	1.1 litres

PERFORMANCE												
Type	P/No	Delivery head (m)	10	20	30	40	50	60	70	80	90	100
B55H	B55H	Capacity (litres per minute)	623	507	396	281	170	40	-	-	-	-
B65H	B65H		680	585	484	360	232	80	-	-	-	-
B90H	B90H		687	617	525	428	310	140	-	-	-	-
BM55H	BM55H		420	332	280	242	183	153	104	71	32	8
BM65H	BM65H		420	373	322	281	229	182	133	93	46	13
BM90H	BM90H		-	398	368	344	311	277	242	192	122	28



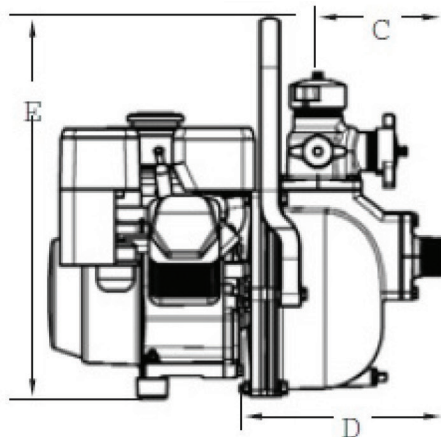
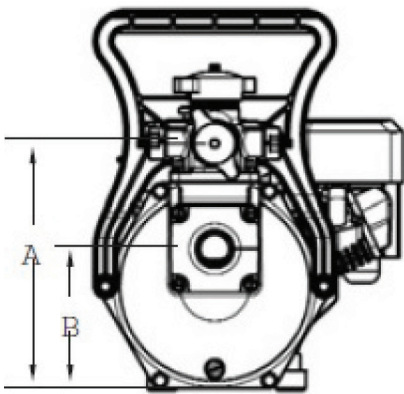
NPSHR



BLAZEMASTER HONDA - Technical Data

PUMP CONSTRUCTION MATERIALS	
Component	Material
Pump Casing	Powder Coated Aluminium
Impeller/s	30% Glass Filled Nylon
Diffuser	Aluminium
Priming/Discharge Caps	Glass Filled Nylon
Seal Flexible Bellows	Nitrile
Seal Stationary Face	Ceramic
Seal Rotating Face	Carbon
Seal Spring	Stainless Steel
Motor Shaft	Mild Steel
O'Rings	Nitrile

DIMENSIONS					
Type	Weight Approx.	Inlet	Outlets	Carton L x W x H	Packed Weight
B55H	22.2 kg	1 1/2" BSP (male)	1", 1", 1 1/2" BSP (male)	530 x 400 x 550 mm	27.3 kg
B65H	23.2 kg	2" BSP (male)	1", 1", 2" BSP (male)	530 x 440 x 550 mm	28 kg
B90H	32.2 kg	2" BSP (male)	1", 1", 2" BSP (male)	640 x 560 x 550 mm	40 kg
BM55H	22.2 kg	1 1/2" BSP (male)	1", 1", 1 1/2" BSP (male)	530 x 440 x 550 mm	28.3 kg
BM65H	23.9 kg	2" BSP (male)	1", 1", 2" BSP (male)	530 x 440 x 550 mm	29 kg
BM90H	33.1 kg	2" BSP (male)	1", 1", 2" BSP (male)	640 x 560 x 550 mm	41 kg



Type	A (mm)	B (mm)	C (mm)	D (mm)	E (mm)
B55H	312	178	166	253	480
B65H	312	178	166	253	480
B90H	316	182	166	271	484
BM55H	312	178	166	253	480
BM65H	312	178	166	253	480
BM90H	316	182	166	253	484