

12 SERIES

MOULDED WATER TRANSFER PUMPS CENTRIFUGAL PUMPS



FEATURES

- High grade corrosion resistant moulded construction.
- Open designed impeller.
- Strong and durable construction.
- Max. head - 20m.
- Max. flow - 280lpm.



APPLICATIONS

- Domestic, industrial or rural water transfer pump including grey water.
- Sump emptying.
- Effluent transfer.
- Hydroponics.
- Fountains and waterfalls.

PUMP INFORMATION

Horizontal, single-stage, surface mounted centrifugal pump with open impeller coupled to a cool running Totally Enclosed Fan Cooled 2 pole motor with external thermal overload (single phase only, three phase units require separate quick trip overload supplied by electrical contractor).

OPERATING CONDITIONS

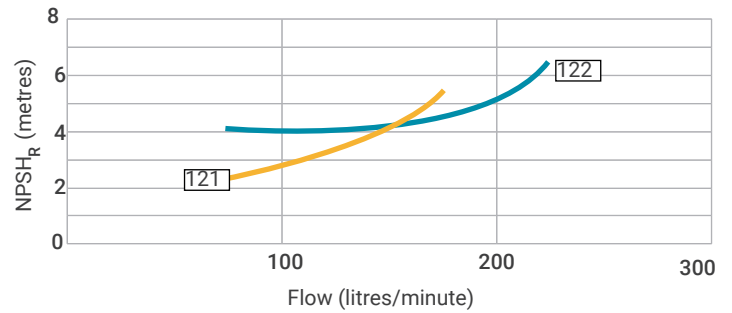
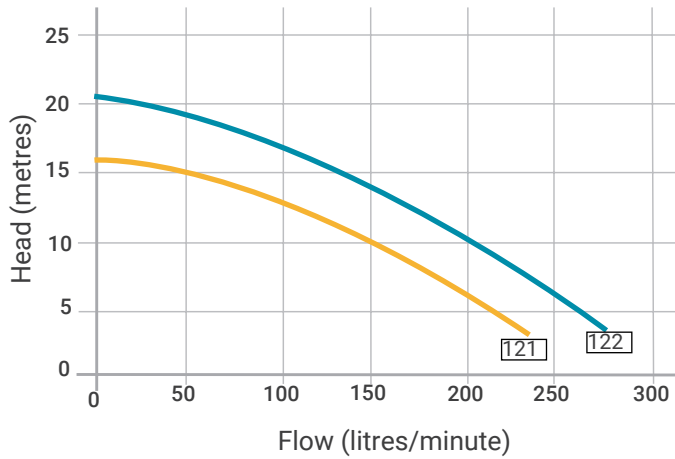
Suitable for pumping clean, grey and effluent water.

Fluid:	Water
Maximum water temperature:	70°C
Minimum water temperature:	1°C
Maximum ambient temperature:	55°C
Maximum working pressure:	350kPa

12 SERIES - Technical Data

PERFORMANCE CURVE

NPSHR



PERFORMANCE

Type	P/No	Delivery head [m]	5	10	15	20
121	312100	Capacity [litre per minute]	213	144	30	-
122	312200 (1-phase) / 312230 (3-phase)		262	204	129	17

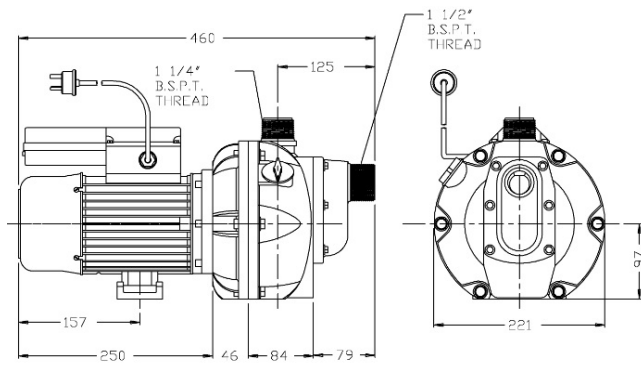
ELECTRICAL DATA

Type	Type of current	Voltage	Frequency Hz	Motor rating kW P2	RPM	Current ampere	Locked rotor current	Motor protection	Insulation class	IP rating
121	1-phase	230	50	1.1	2900	10.8 A	38.8 A	Auto	B	IP44
122	1-phase	230	50	1.1	2900	10.8 A	38.8 A	Auto	B	IP44
122	3-phase	400	50	1.1	2900	3.3 A	23.6 A	-	B	IP44

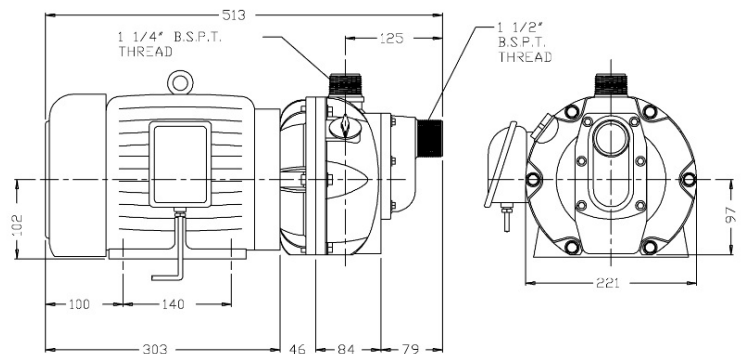
DIMENSIONS

Type	Inlet	Pump outlet	Carton L x W x H	Packed weight
121	1 1/2" BSP (male)	1 1/4" BSP (male)	590 x 290 x 340 mm	14kg
122/1	1 1/2" BSP (male)	1 1/4" BSP (male)	590 x 290 x 340 mm	14kg
122/3	1 1/2" BSP (male)	1 1/4" BSP (male)	590 x 290 x 340 mm	17kg

Single phase



Three phase



PUMP CONSTRUCTION MATERIALS

Component	Material
Pump Casing	20% Glass Filled ABS
Baffle	20% Glass Filled Nylon
Priming cap	Acetyl
Impeller	20% Glass Filled Polycarbonate
Diffuser	20% Glass Filled Noryl
Shaft sleeve	Stainless Steel
Seal flexible bellows	Nitrile
Seal stationary face	Ceramic
Seal rotating face	Carbon
Seal spring	340 Stainless Steel
Motor shaft	Mild Steel
O'Rings	Nitrile