





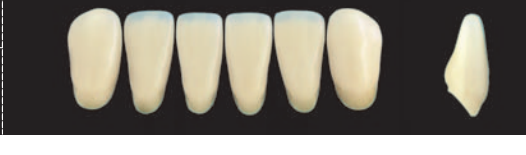

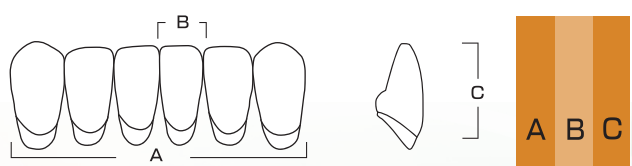


CROWN PX ANTERIOR / DIENTES ANTERIORES CROWN PX

■ LOWER / INFERIOR		A	B	C
N31S		30.1	4.5	8.0
N61S		37.9	5.6	9.4
N31		33.4	5.1	8.9
N32		32.5	4.8	8.9
N41		34.4	5.1	8.6
N42		35.5	5.5	10.2
N81		41.8	6.4	12.1
N71L		39.9	5.8	11.6



CROWN PX ANTERIOR (Same Mould as CROWN NS)

DIENTES ANTERIORES CROWN PX (tienen el mismo molde que los DIENTES ANTERIORES CROWN NS)