

CROWN PX ANTERIOR / DIENTES ANTERIORES CROWN PX

■ UPPER / SUPERIOR

	A	B	C	
▲ T41				43.2 8.0 9.7
▲ T51				46.6 8.6 10.4
▲ T61				49.4 9.1 11.0

▲ T41S				43.0 7.9 9.3
▲ T51S				46.6 8.6 10.1
▲ T61S				49.2 9.1 10.7

■ S51				45.0 8.4 10.7
■ S71				52.6 9.8 13.5
■ S81				53.4 10.0 13.7

■ S43S				41.3 7.8 8.5
■ S44S				42.7 7.7 10.3
■ S41S				43.5 7.9 9.6

■ S42S				44.2 8.5 9.8
■ S52S				45.9 8.3 10.9
■ S51S				46.6 9.0 10.8
■ S61S				48.7 8.8 11.2

● O41				42.9 8.0 10.1
----------	--	--	--	---------------

○ O31S				38.7 7.4 8.4
-----------	--	--	--	--------------

○ O51S				47.1 8.7 10.0
-----------	--	--	--	---------------

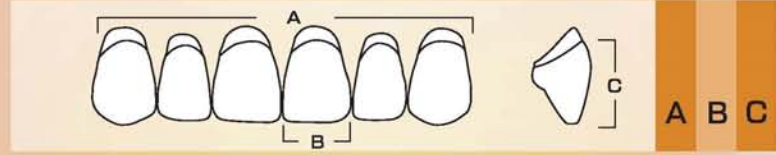
○ O61S				48.4 9.0 10.8
-----------	--	--	--	---------------

▤ C42				43.2 8.2 10.5
----------	--	--	--	---------------

▤ C41				43.7 8.2 10.4
----------	--	--	--	---------------









▤ C51				46.4 8.8 11.3
----------	--	--	--	---------------

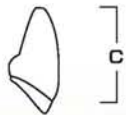
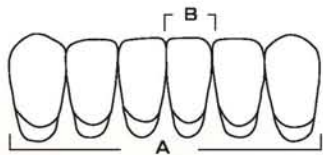
▤ C61				49.4 9.4 12.1
----------	--	--	--	---------------



**CROWN PX ANTERIOR / DIENTES ANTERIORES CROWN PX**

■ LOWER / INFERIOR

		A	B	C
N31S		30.1	4.5	8.0
N61S		37.9	5.6	9.4
N31		33.4	5.1	8.9
N32		32.5	4.8	8.9
N41		34.4	5.1	8.6
N42		35.5	6.5	10.2
N81		41.8	6.4	12.1
N71L		39.9	5.8	11.6



A	B	C
---	---	---

**CROWN PX ANTERIOR** (Same Mould as CROWN NS)

**DIENTES ANTERIORES CROWN PX** (tienen el mismo molde que los DIENTES ANTERIORES CROWN NS)