

COMBINATION TABLE / TABLA DE COMBINACIONES

ANTERIOR ANTERIORES		POSTERIOR POSTERIORES
UPPER SUPERIOR	LOWER INFERIOR	
T41	N32	28
T51	N42	30
T61	N61S	34
T41S	N32	28
T51S	N42	30
T61S	N61S	34
S51	N42	30
S71	N71L	34
S81	N81	36
S43S	N41	28
S44S	N41	28
S41S	N32	28
S42S	N31	28
S52S	N42	30
S51S	N42	30
S61S	N61S	34
O41	N32	28
O31S	N31S	28
O51S	N61S	32
O61S	N61S	32
C41	N41	32
C42	N41	28
C51	N42	30
C61	N61S	34

ENGLISH

YAMAHACHI offers a wide range of artificial teeth moulds and shades allowing for a variety of choices to meet your particular requirement.

Our artificial teeth comply with the International Quality Standard ISO 22112/2005.

CROWN NS ANTERIOR and **EFUCERA NS POSTERIOR** are Hard Acrylic nanoSilica-Reinforced Resin Teeth. **NS** features higher abrasion strength and superior hardness than conventional acrylic teeth. **NS** fits those who are not quite satisfied with ordinary acrylic teeth.

SPAÑOL

YAMAHACHI ofrece una amplia gama de los dientes artificiales los moldes y matices que permiten una variedad de opciones para satisfacer sus necesidades particulares.

Nuestros dientes artificiales se ajustan a las Normas Internacionales de Calidad ISO 22112/2005.

CROWN NS ANTERIOR y **EFUCERA NS ANTERIOR** son Duros Resina Acrílica nanoSilica-Reinforced Dientes. **NS** ofrece una mayor resistencia y abrasión una mayor dureza de acrílico dientes convencionales. **NS** se adapta a quienes no están totalmente satisfechos con los dientes acrílicos.


MOULD CHART

Hard Acrylic nanoSilica-Reinforced Resin Teeth
CROWN NS ANTERIOR
EFUCERA NS POSTERIOR

TABLA DE MOLDES

Duros Resina Acrílica
nanoSilica-Reinforced Dientes
DIENTES ANTERIORES CROWN NS
DIENTES POSTERIORES EFUCERA NS

DISTRIBUTOR / DISTRIBUIDOR



YAMAHACHI DENTAL MFG., CO.
54-1, OCHIGARA, NISHIURA-CHO, GAMAGORI, AICHI-PREF., 443-0105, JAPAN
TEL : 81-533-57-7121 FAX : 81-533-57-1764
Website www.yamahachi-dental.co.jp/
E-mail box@yamahachi-dental.co.jp

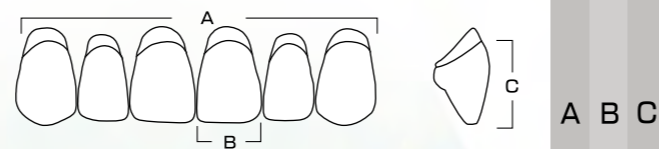


YAMAHACHI DENTAL MFG., CO.

CROWN NS ANTERIOR / DIENTES ANTERIORES CROWN NS

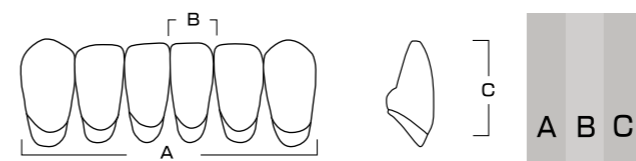
UPPER / SUPERIOR		A	B	C
T41		43.2	8.0	9.7
T51		46.6	8.6	10.4
T61		49.4	9.1	11.0
T41S		43.0	7.9	9.3
T51S		46.6	8.6	10.1
T61S		49.2	9.1	10.7
S51		45.0	8.4	10.7
S71		52.6	9.8	13.5
S81		53.4	10.0	13.7
S43S		41.3	7.8	8.5
S44S		42.7	7.7	10.3
S41S		43.5	7.9	9.6

S42S		44.2	8.5	9.8
S52S		45.9	8.3	10.9
S51S		46.6	9.0	10.8
S61S		48.7	8.8	11.2
O41		42.9	8.0	10.1
O31S		38.7	7.4	8.4
O51S		47.1	8.7	10.0
O61S		48.4	9.0	10.8
C42		43.2	8.2	10.5
C41		43.7	8.2	10.4
C51		46.4	8.8	11.3
C61		49.4	9.4	12.1



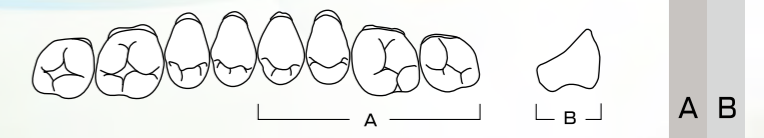
CROWN NS ANTERIOR / DIENTES ANTERIORES CROWN NS

LOWER / INFERIOR		A	B	C
N31S		30.1	4.5	8.0
N61S		37.9	5.6	9.4
N31		33.4	5.1	8.9
N32		32.5	4.8	8.9
N41		34.4	5.1	8.6
N42		35.5	5.5	10.2
N81		41.8	6.4	12.1
N71L		39.9	5.8	11.6



EFUCERA NS POSTERIOR 20° / DIENTES POSTERIORES 20° EFUCERA NS

		A	B
28		29.2	8.6
30		31.1	8.2
32		30.7	8.9
34		33.3	8.6
36		32.8	9.2
38		34.4	8.9
40		34.1	10.0
42		36.0	9.6
44		34.1	10.7
46		36.0	10.5



SHADES A1, A2, A3, A3.5, B1, B2, B3, B4, C1, C2, C3, C4, D2, D3, D4, W0, 5*
 16 different Vita shades are available. Vita is a trademark of Vita Zahnfabrik GmbH.
 *W0,5 is Yamahachi bleached shade.

GUIA DE COLORES Existen 16 colores diferentes de la guía Vita disponibles. La guía de colores Vita es la marca comercial producida por Vita Zahnfabrik GmbH.
 W0,5 se Yamahachi blanqueada color.

EFUCERA NS POSTERIOR (Same Mould as EFUCERA PX and EFUCERA AC)
 DIENTES POSTERIORES EFUCERA NS (tienen el mismo molde que los DIENTES POSTERIORES EFUCERA PX, EFUCERA AC)