





Fawn Lake Fountains - Pro Fountain Installation Instructions

- 1: Simply place the pump so that the threaded fitting fits through the center hole of the fountain float
- 2: Attach nozzle of your choice
- 3: Place complete assembly in the water and plug in!



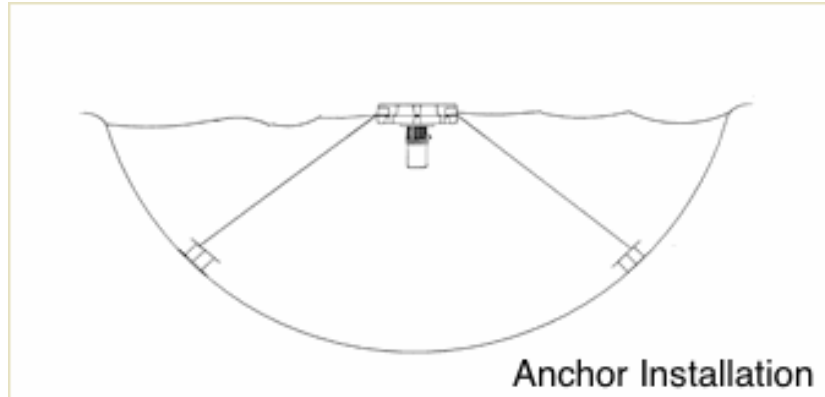


The Multi-Pattern Nozzle comes with a pre-installed center stream stopper. If you wish for water flow to exit the center tube on this nozzle, you must remove this stopper. When using a deflector, be sure to use the included setscrew to secure it in place. Adjust the deflector height to obtain the look you're satisfied with.



Nozzles should be securely attached to threaded pipe. Teflon tape can be used to provide an even more snug fit.

Be sure to anchor the float from both holes. Do not run the fountain out of water or in very shallow environments where excessive debris can be ingested into the pump.





Fawn Lake Fountains Warranty

Fountains

All new (non-clearance) standard fountains come with an 18-month manufacturer's warranty from the date of purchase on the fountain pump. Our Pro line of fountains comes with a full 24-month pump warranty from the date of purchase. All other fountain parts (fittings, nozzles, and fountain float) have a limited lifetime warranty. **Fawn Lake Fountains will not warranty any fountains that have been modified in any way. We also will not warranty any fountains that have been abused, run out of water or electrically modified.**

Light Kits

All new (non-clearance) light kits come with a 1-year warranty. **Fawn Lake Fountains will not warranty any light kits that have been modified in any way.** Light bulbs are not covered by this warranty.

Parts

Fountain parts are all covered under our standard 1-year warranty.

Fawn Lake Fountains cannot warranty any parts that have been modified in any way.