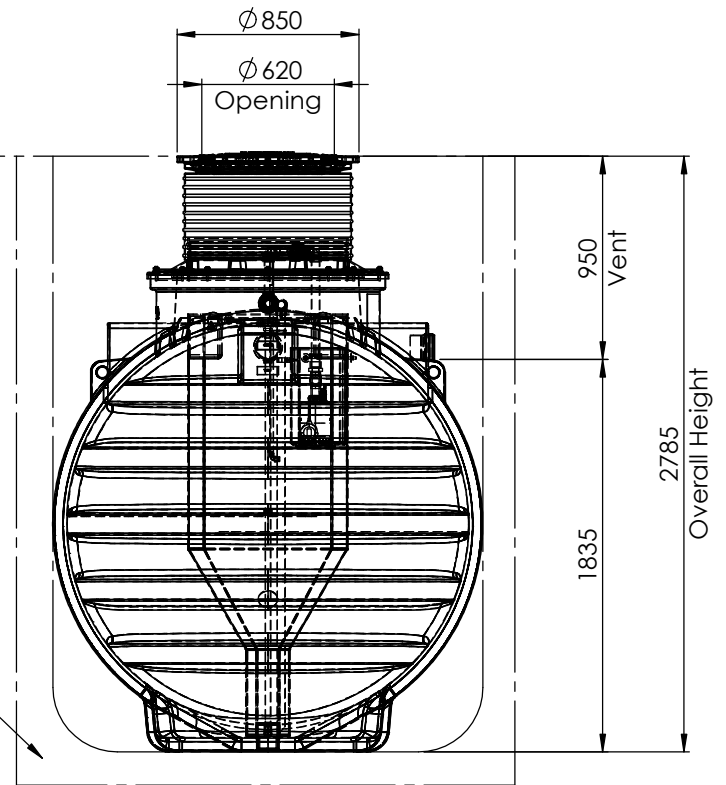
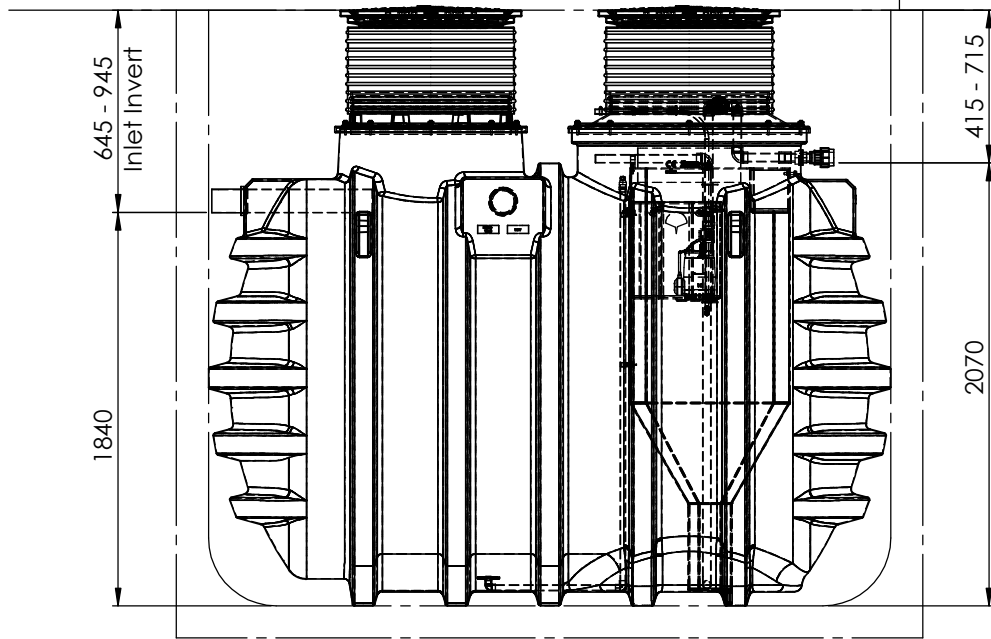
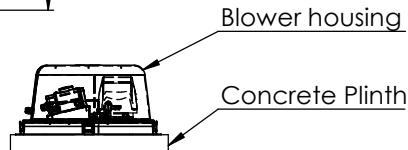


Notes :

1. Inlet is Ø110 mm. Suitable reducers should be used to step down from bigger pipework. Supplied by others.
2. Outlet is Ø50 mm outside diameter MDPE compression fitting.
3. Units invert is adjustable by trimming external riser to required height. Selection of correct invert is key and must be suitable for drainage and ground levels on site.
4. Ext neck kit available for deeper inverts up to a maximum invert of 1000 mm. See extension neck drawing for assembly details.
5. It is important to read and understand installation operation and maintenance guidelines before attempting to install this unit.
6. Vent pipe connection is supplied but vent runs and stacks are supplied by others.
7. Air hose for tank internals is supplied with blower housing and is run through the vent.
8. Cable for the outlet pump is run through the vent.
9. Tank Weight (Empty) - 650 kg.



Please check with Kingspan Water & Energy for the latest Issue of the drawing				
Issue	Date	Drawn By	Approved By	Description
01	20/03/2023	D.Owen	D.Owen	Initial Issue

Modelled By : D.Owen	Tolerance (unless stated) :
Weight : kg 650 kg	Thickness :
Material : Various	Surface Area : m ²

Drawing : DS1409P	Page 1 of 1
BioAir 5 IPS (15PE) Sales Drawing	

All Dimensions In mm Scale: Do Not Scale


 Third Angle Projection

A:\Wastewater\Engineering\Engineering Projects\962A - BioAir (Activated Sludge)\962A - Models\BioAir5\DS1409P\DS1409P

Kingspan Water & Energy reserve the right to alter the details of this drawing without prior notice. This drawing is copyright and may not be reproduced or used without the written permission of Kingspan Water & Energy

