



**polycon**  
surface water drainage

**8LOX 150**

*Service . Range . Knowledge*

## Welcome To Polycon

Polycon is identified as one of the leading manufacturers, distributors, and suppliers of channel drainage in the UK. We focus towards creating a diverse range of water solutions, in a variety of different materials, including composite, polymer concrete, SMC, and steel.

Polycon's unique look at the market and expert knowledge of the industry ensures that we can supply a wide range of high-quality products suitable for any application. This includes building drainage, landscaping, sports facilities, distribution centres, highways, and airports.

Our design team provides innovative and efficient hydraulic solutions to ensure we can offer the best product/ solution for your drainage needs. We have a vast and experienced overview of our working industry and have been manufacturing, distributing, and selling channel drainage for over 8 years. We thrive on acting upon your feedback to improve and develop our products to fit flawlessly with the constantly changing market and demand from our customers.

---

At Polycon we focus our attention on professionals who sit within the construction industry, targeting our products to specifiers, architects, engineers, and contractors. Therefore, we understand the importance of expanding our product portfolio to create the most efficient surface water drainage systems.

We are a dynamic and evolving company with a focus on quality, innovation, and service. As a result, you can rely on us to handle your project needs in every way to the best of our ability.

## Contents

<i>8LOX 150 Galvanised Edge Rail</i>	<i>3</i>
<i>8LOX 150 D400 Overview</i>	<i>5</i>
<i>Accessories</i>	<i>7</i>
<i>Depths Options</i>	<i>8</i>
<i>8LOX 150 Ductile Iron Edge Rail</i>	<i>9</i>
<i>8LOX 150 F900 Overview</i>	<i>11</i>
<i>Accessories</i>	<i>13</i>
<i>Depths Options</i>	<i>14</i>
<i>Installation Guide</i>	<i>15</i>


# 8LOX 150 – Galvanised Edge Rail

The 8LOX drainage channel, a revolutionary system that promises to redefine the way we manage water in urban and commercial environments. With a cutting-edge design, polymer concrete base, ductile iron gratings, and a galvanised edge rail, the 8LOX represents the pinnacle of engineering excellence in drainage technology. Throughout this brochure, we'll explore the key features and benefits of the 8LOX drainage channel, demonstrating how it sets a new standard for drainage solutions.

Its innovative eight-point locking mechanism is at the heart of the 8LOX drainage channel. This ingenious design ensures that the grating securely locks into place, providing unmatched stability and preventing unauthorized access or tampering.

The 8LOX drainage channel is engineered for exceptional stability, even in the most demanding conditions. The polymer concrete base provides a robust foundation that can withstand the harshest weather, corrosive substances, and heavy traffic loads without compromising its structural integrity. Furthermore, the galvanised edge rail adds an extra layer of strength and protection against rust, and corrosion, ensuring that the system remains reliable.

One of the standout advantages of the 8LOX drainage channel is the straightforward, hassle-free installation process. This system can be assembled quickly and effortlessly thanks to its modular design. Whether you're a seasoned contractor or a first-time user, you'll appreciate the simplicity of installation, which saves time and labour costs.



## Load Class



1.5t

A15  
1.5 tonnes



12.5t

B125  
12.5 tonnes



25t

C250  
25 tonnes




40t

D400  
40 tonnes

## Applications

- Driveways
- Pedestrian areas
- Car parks
- Farms
- Commercial & civil areas

# 8LOX 150



# 8LOX 150 D400 – Overview

## Colour Options

Sand

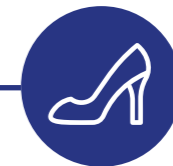



### 8-Point Locking

The eight-point locking system not only enhances the channel's durability but also contributes to its exceptional load-bearing capacity, making it suitable for a wide range of applications, from urban to commercial areas.

### Material

The 8LOX is constructed from polymer concrete and therefore possesses exceptional benefits, including its superior quality, resilience, and resistance to the corrosive effects of various chemicals. Another stand-out feature of polymer concrete is its smooth surface. This material ensures efficient water flow, preventing clogs and minimising the need for excessive maintenance.



SAFEHEEL


### Outlet

The bottom outlet in the base of the channel allows for downward drainage into a 110mm sewer connection. Break the outlet in the marked area with a hammer and then insert the outlet.

## Load Classes




A15



B125



C250



D400

## Depth Options



215mm



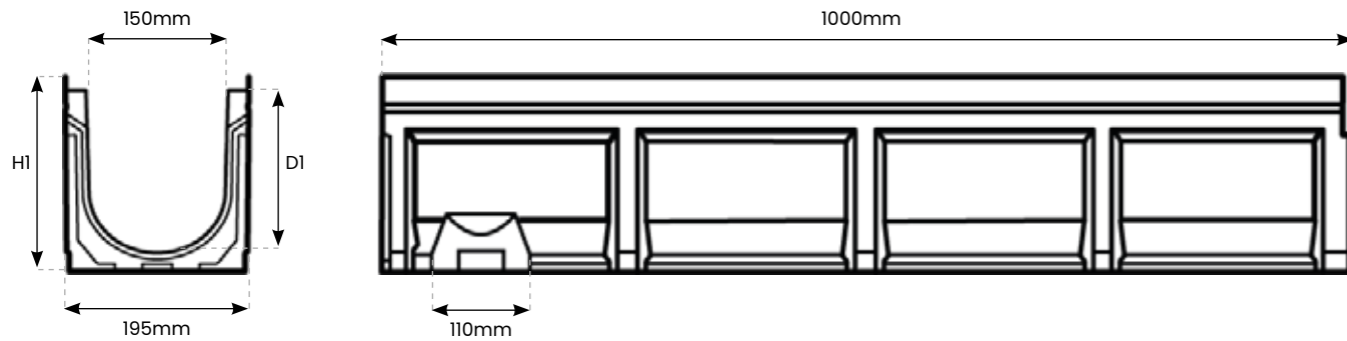
240mm



290mm

# 8LOX 150 – Galvanised Edge Rail

The 8LOX drainage channel has an eight-point locking mechanism that allows for a user-friendly installation process with unmatched stability. This system offers a superior solution for managing water in urban and commercial settings. Whether you're looking to enhance safety and security or seeking a durable drainage system for your project, the 8LOX is the choice that delivers both innovation and reliability.



## Accessories



End Cap  
Front/Back

End Caps can be used at the end of your channel run to stop the flow of water.



End Cap Outlet

An End Cap Outlet can be used at the end of the run to allow water to be taken to your exterior drainage pipes and away from the channel.



Sump Unit

A Sump Unit can be used as an access point to the channel, allowing for any maintenance checks. However, it also acts as a reservoir, temporarily storing excess water before discharging it in a controlled manner to prevent adverse effects of water accumulation.

# Depth Options

## 8LOX 150 Galvanised Edge Rail – Specifications

Reference	Description	Pallet Quantity	Length	Internal Width	Overall Width	Overall Depth(HI)	Internal Depth(DI)	Load Class	Safe Heel
8L.150.215.GER	8LOX 150.215 – Galvanised Edge Rail	30	1000mm	150mm	195mm	215mm	175mm	A-D	Yes
8L.150.240.GER	8LOX 150.240 – Galvanised Edge Rail	30	1000mm	150mm	195mm	240mm	200mm	A-D	Yes
8L.150.290.GER	8LOX 150.290 – Galvanised Edge Rail	24	1000mm	150mm	195mm	290mm	250mm	A-D	Yes



Ductile Iron Grating  
(D400)

## Grating – Specification

Reference	Description	Length	Height (H)	Overall Width
8L.150.DIG.D400	8LOX 150 Ductile Iron Grating D400	1000mm	30mm	180mm

## Accessories- Specifications


Reference	Description	Length	Height (H)	Overall Width	Weight (KG)	Outlet
8L.150.SU.GER	8LOX 150 Sump Unit Galvanised Edge Rail	500mm	600mm	195mm	44kg	160mm
8L.150.215.ECO.GER	8LOX 150.215 End Cap Outlet Galvanised Edge Rail	40mm	215mm	195mm	-	160mm
8L.150.240.ECO.GER	8LOX 150.240 End Cap Outlet Galvanised Edge Rail	40mm	240mm	195mm	-	160mm
8L.150.290.ECO.GER	8LOX 150.290 End Cap Outlet Galvanised Edge Rail	40mm	290mm	195mm	-	160mm
8L.150.215.EC.GER	8LOX 150.215 End Cap Galvanised Edge Rail	40mm	215mm	195mm	-	-
8L.150.240.EC.GER	8LOX 150.240 End Cap Galvanised Edge Rail	40mm	240mm	195mm	-	-
8L.100.290.EC.GER	8LOX 150.290 End Cap Galvanised Edge Rail	40mm	290mm	195mm	-	-

# 8LOX 150 – Ductile Iron Edge Rail

The 8LOX drainage channel is a ground-breaking system which features a polymer concrete base, ductile iron gratings, and a ductile iron edge rail, setting a new standard in drainage technology. At the core of the 8LOX drainage channel is its robust polymer concrete base complemented by ductile iron gratings and a ductile iron edge rail. This construction blend ensures a drainage system that can withstand the most challenging conditions. The polymer concrete base endows the channel with exceptional resilience against chemical corrosion and physical wear and tear. Meanwhile, the ductile iron gratings and edge rail reinforces the channel's structure, making it capable of withstanding heavy loads and maintaining its integrity over time.

A standout feature of the 8LOX drainage channel is its innovative eight-point locking mechanism. This design not only ensures the secure and stable placement of the gratings but also provides an unparalleled level of security.


Exceptional stability is just one of the benefits of the 8LOX drainage channel. Thanks to its durable construction, this system can withstand harsh weather conditions, corrosive substances, and heavy traffic loads without compromising its structural integrity.



## Load Class



A15  
1.5 tonnes



B125  
12.5 tonnes



C250  
25 tonnes



D400  
40 tonnes



E600  
60 tonnes



F900  
90 tonnes

## Applications


- Civil yards
- Warehouses
- Farms
- Commercial & civil areas
- Docks & yards

# 8LOX 150 F900 – Overview



## 8-Point Locking

The eight-point locking system not only enhances the channel's durability but also contributes to its exceptional load-bearing capacity, making it suitable for a wide range of applications, from pedestrian areas to heavy industrial zones.



## Material

Being constructed from polymer concrete means the 8LOX system possesses exceptional benefits such as its superior quality and resilience as well as its resistance to the corrosive effects of various chemicals. Another standout feature of the material of this channel would be its smooth surface. The polymer concrete material ensures efficient water flow, preventing clogs and minimizing the need for excessive maintenance.

## Colour Options

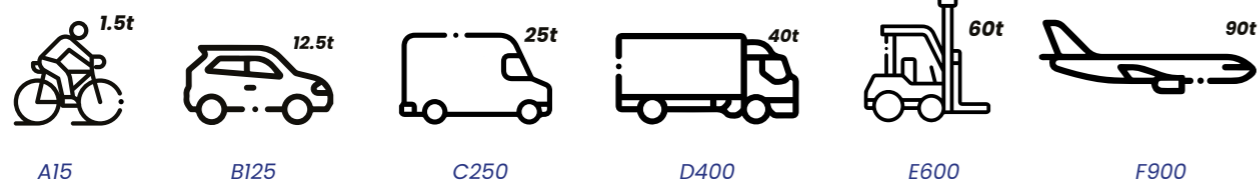


SAFEHEEL

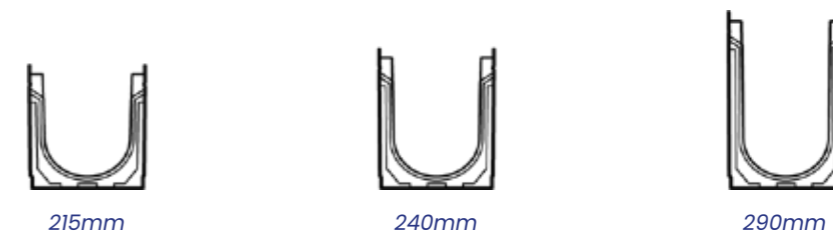
## Edge Rail

The incorporation of a ductile iron edge rail in the 8LOX channel exemplifies its commitment to durability and longevity. This edge rail not only enhances the system's load-bearing capacity but also ensures its long-term performance, even in the harshest of environments. Furthermore, the ductile iron edge rail contributes to the 8LOX's visual appeal by maintaining its integrity and appearance over time.

## Load Classes

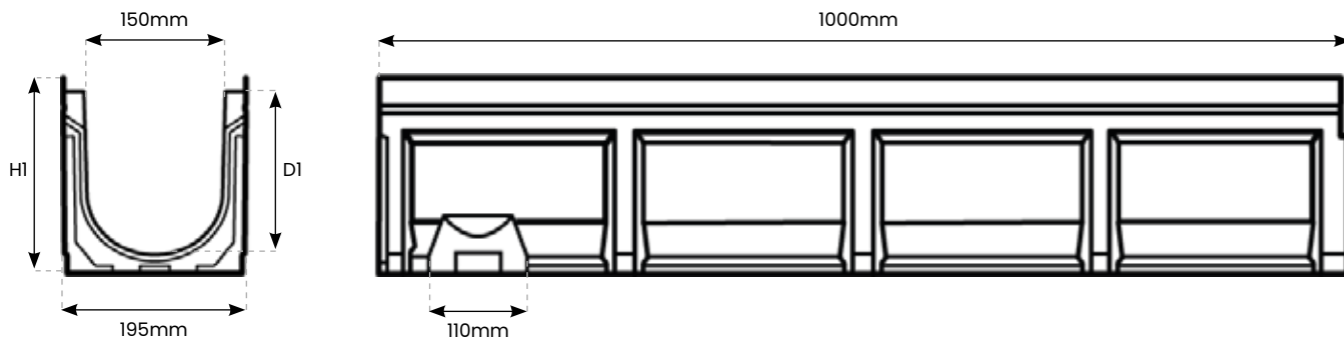


## Depth Options



# 8LOX 150 – Ductile Iron Edge Rail

The 8LOX drainage channel is a game-changer in the world of drainage solutions. Its innovative design combined with its polymer concrete with ductile iron components, offers unparalleled durability and resilience. The eight-point locking mechanism, easy-installation, and exceptional stability make the 8LOX standout choice for a wide array of applications, from pedestrian zones to industrial facilities.



## Accessories



End Cap  
Front/Back

End Caps can be used at the end of your channel run to stop the flow of water.



End Cap Outlet

An End Cap Outlet can be used at the end of the run to allow water to be taken to your exterior drainage pipes and away from the channel.




Sump Unit

A Sump Unit can be used as an access point to the channel, allowing for any maintenance checks. However, it also acts as a reservoir, temporarily storing excess water before discharging it in a controlled manner to prevent adverse effects of water accumulation.

# Depth Options

## 8LOX 150 Ductile Iron Edge Rail – Specifications

Reference	Description	Pallet Quantity	Length	Internal Width	Overall Width	Overall Depth(H1)	Internal Depth(D1)	Load Class	Safe Heel
8L.150.215.DIER	8LOX 150.215 – Ductile Iron Edge Rail	30	1000mm	150mm	195mm	215mm	175mm	A-F	Yes
8L.150.240.DIER	8LOX 150.240 – Ductile Iron Edge Rail	30	1000mm	150mm	195mm	240mm	200mm	A-F	Yes
8L.150.290.DIER	8LOX 150.290 – Ductile Iron Edge Rail	24	1000mm	150mm	195mm	290mm	250mm	A-F	Yes



Ductile Iron Grating  
(F900)

## Grating – Specification

Reference	Description	Length	Height (H)	Overall Width
8L.150.DIG.F900	8LOX 150 Ductile Iron Grating F900	1000mm	30mm	180mm


## Accessories – Specifications

Reference	Description	Length	Height (H)	Overall Width	Weight (KG)	Outlet
8L.150.SU.DIER	8LOX 150 Sump Unit Ductile Iron Edge Rail	500mm	600mm	195mm	44kg	160mm
8L.150.215.ECO.DIER	8LOX 150.215 End Cap Outlet Ductile Iron Edge Rail	40mm	215mm	195mm	-	160mm
8L.150.240.ECO.DIER	8LOX 150.240 End Cap Outlet Ductile Iron Edge Rail	40mm	240mm	195mm	-	160mm
8L.150.290.ECO.DIER	8LOX 150.290 End Cap Outlet Ductile Iron Edge Rail	40mm	290mm	195mm	-	160mm
8L.150.215.EC.DIER	8LOX 150.215 End Cap Ductile Iron Edge Rail	40mm	215mm	195mm	-	-
8L.150.240.EC.DIER	8LOX 150.240 End Cap Ductile Iron Edge Rail	40mm	240mm	195mm	-	-
8L.100.290.EC.DIER	8LOX 150.290 End Cap Ductile Iron Edge Rail	40mm	290mm	195mm	-	-

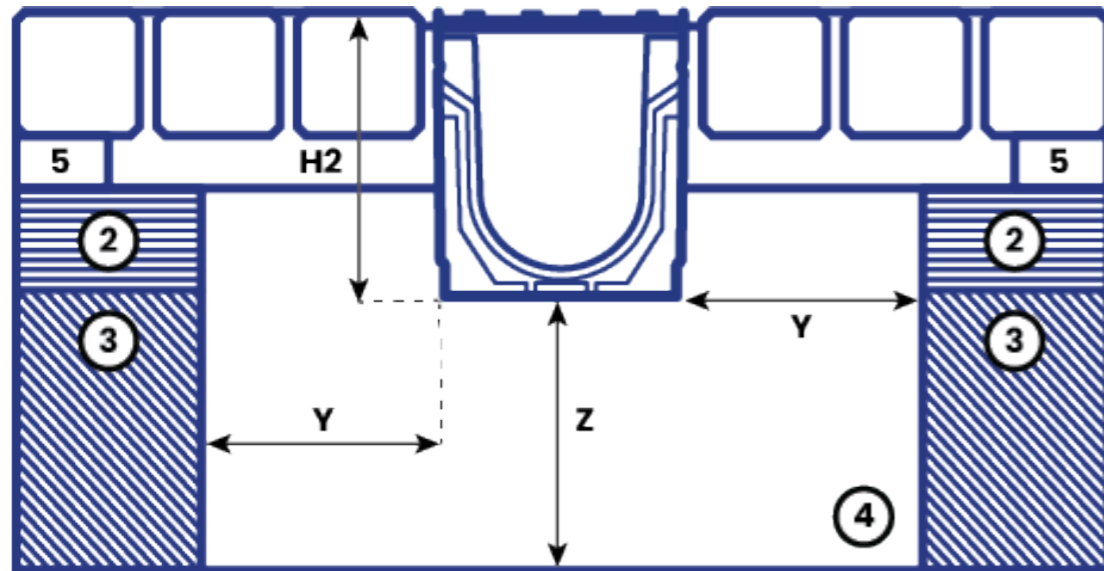


# Installation Guide

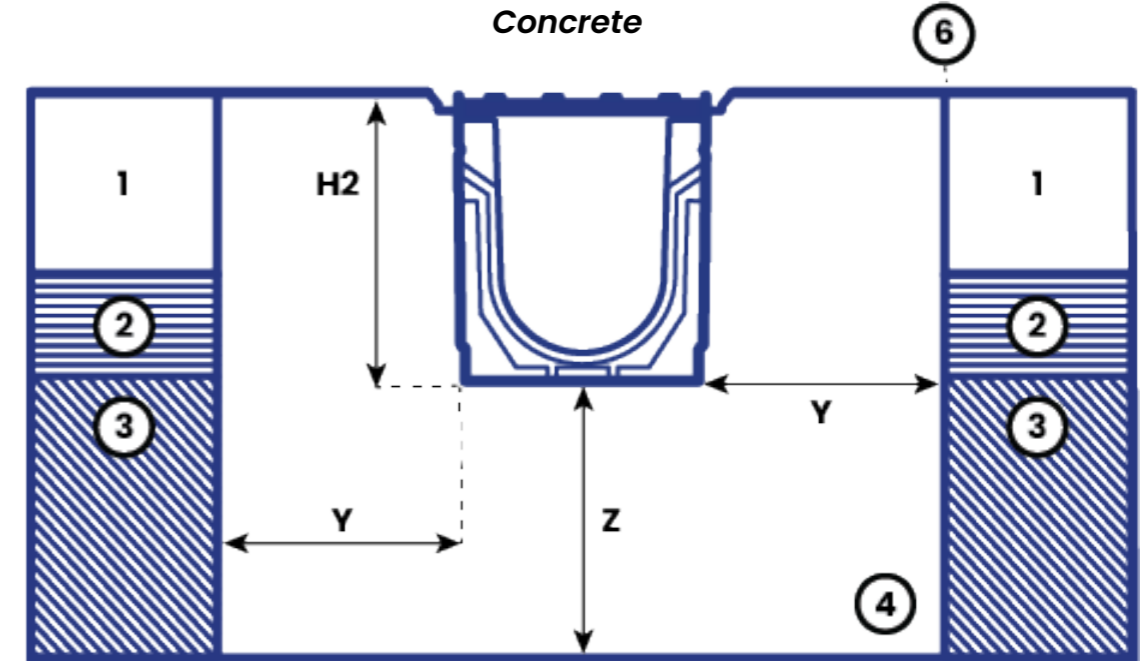
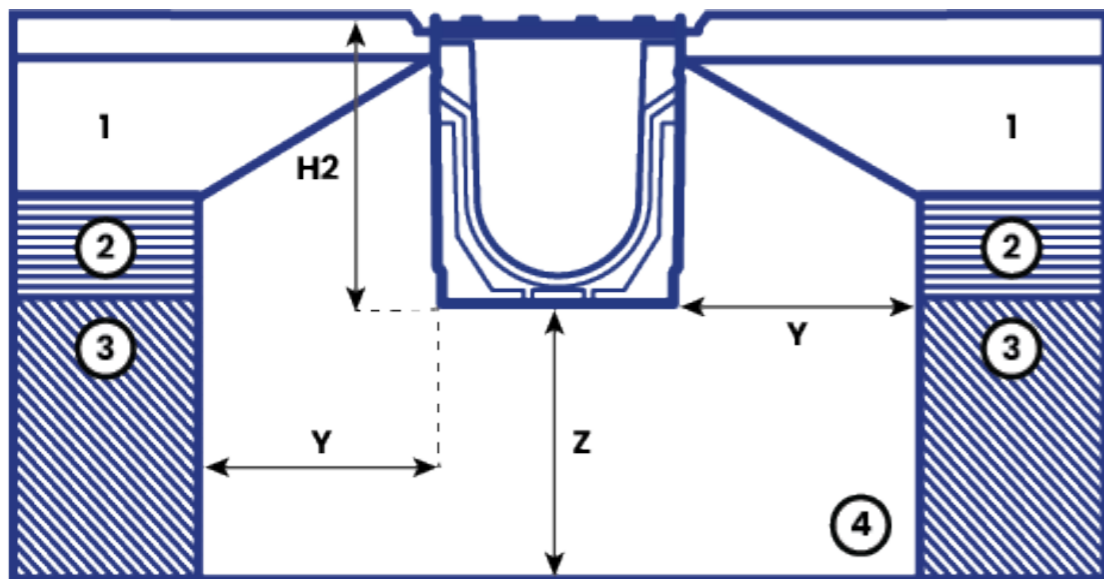
Ground conditions must be suitable and all dimensions shown are the minimum requirement. Engineering advice should be taken where necessary and any questions should be directed to Polycon's technical team by emailing us at [sales@polycon.co.uk](mailto:sales@polycon.co.uk) or by calling us on **0151 424 9747**.



**Block Paving**



**Tarmac**



Load Class	A15	B125	C250	D400	E600	F900
H2 - Channel Height	Channel Height	Channel Height	Channel Height	Channel Height	Channel Height	Channel Height
Y - Minimum Surround	100mm	150mm	150mm	200mm	200mm	200mm
Z - Minimum Surround	100mm	150mm	150mm	200mm	200mm	200mm
T1 - Minimum Depth	40mm	40mm	40mm	40mm	40mm	40mm
T2 - Maximum Depth	95mm	55mm	55mm	55mm	55mm	55mm

\*\* Minimum Concrete Haunch 25 N/mm<sup>2</sup>.  
Detail A allow for overbuild of 3mm to 5mm above the grating surfaces.





**Polycon Surface Water Drainage**

**Widnes Business Park  
Foundry Lane  
Widnes  
Cheshire  
WA8 8UB**

**[www.polycon.co.uk](http://www.polycon.co.uk)  
0151 422 9747  
[sales@polycon.co.uk](mailto:sales@polycon.co.uk)**

*Service . Range . Knowledge*