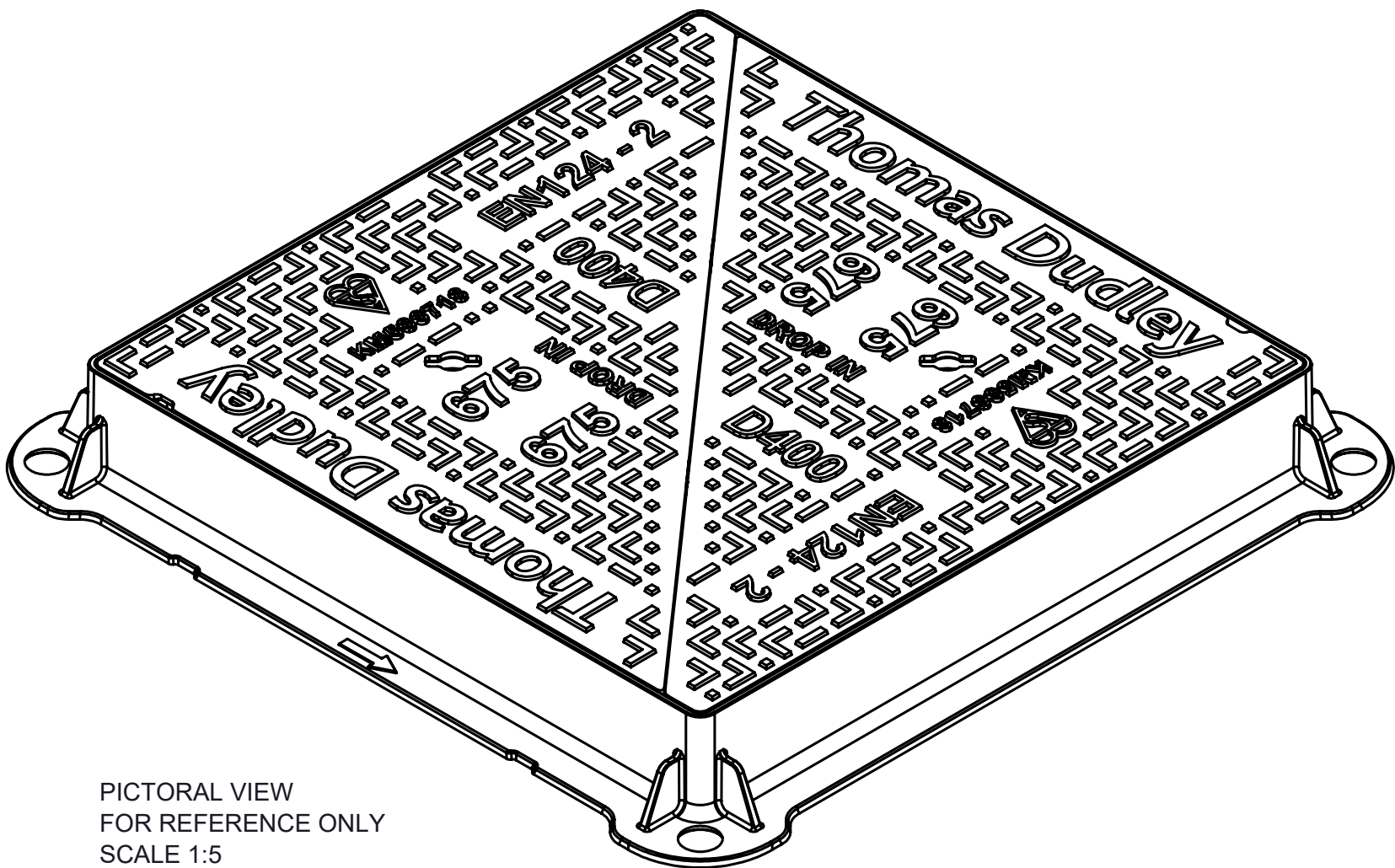
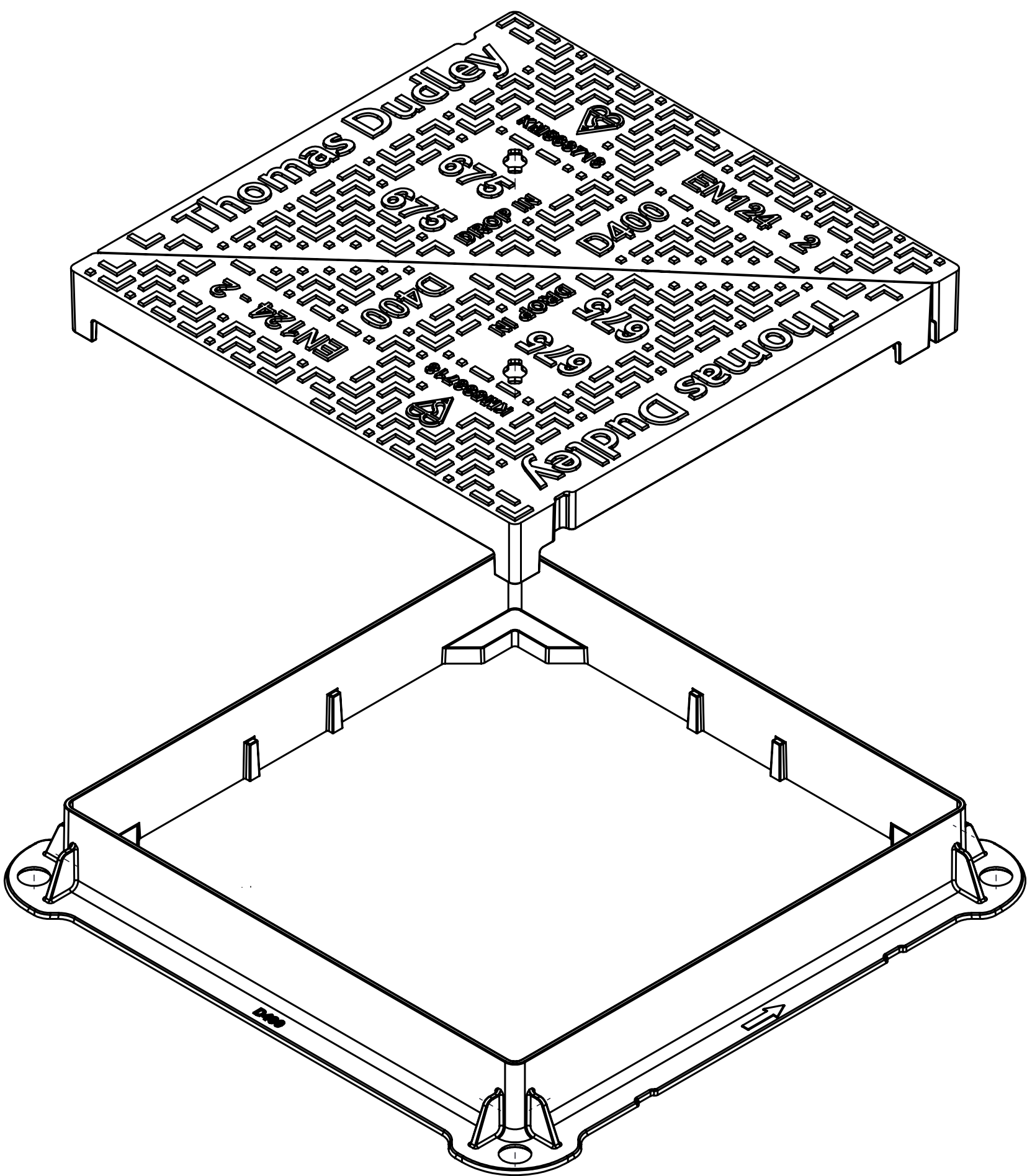

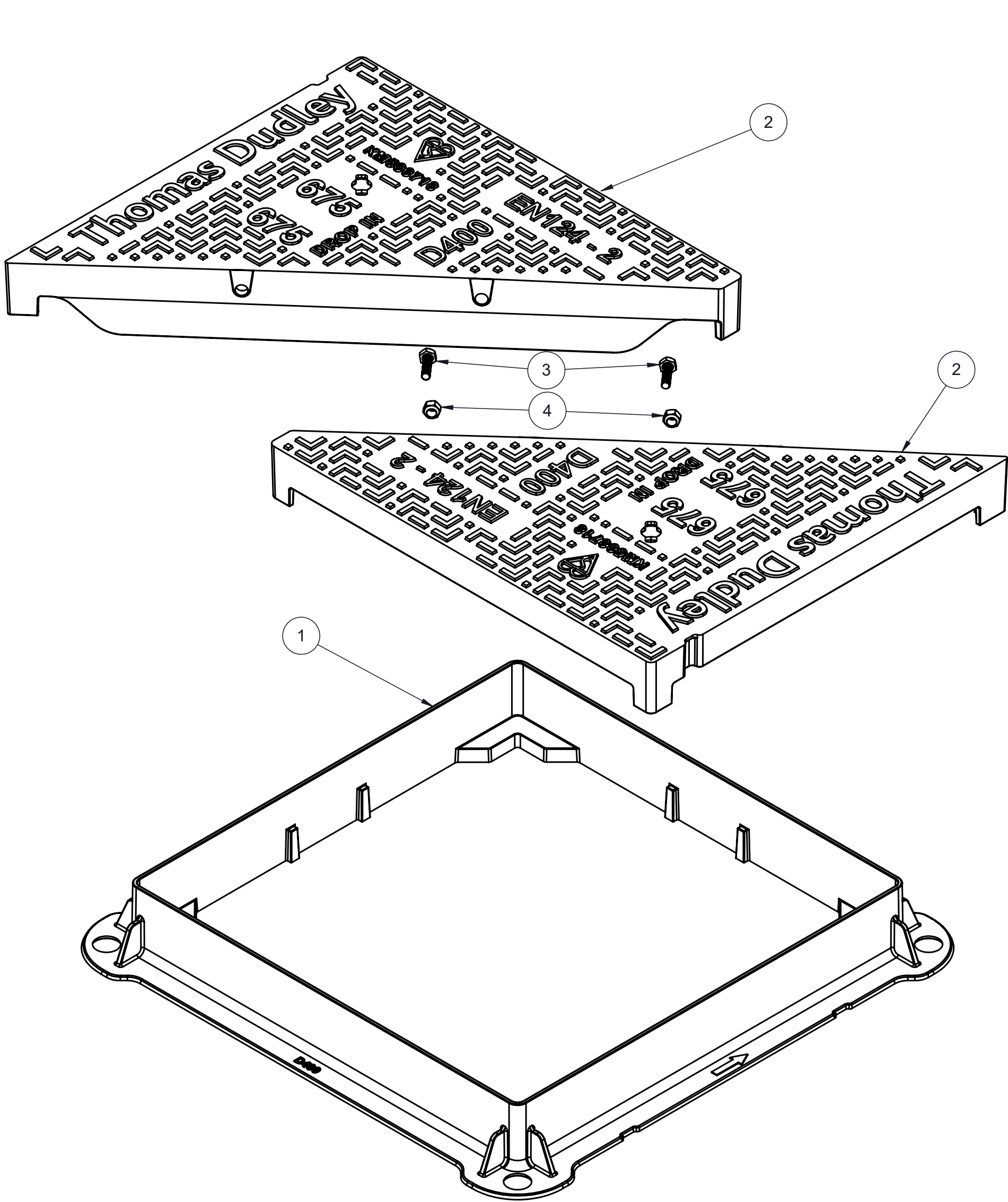


1		2		3		4		5		6		7		8		9		10	
ITEM NO.	DRAWING NO.	TITLE		DESCRIPTION		QTY													
1	14522	MANHOLE FRAME D400 DROP-IN		675 x 675 x 100		1													
2	14518	MANHOLE COVER D400 DROP IN		675 x 675		2													
3	13549	HEX BOLT		M12 x 40mm		2													
4	N/A	NYLOC HEX NUT		M12		2													

NOTES:
1. DEPTH OF INSERTION 80MM
2. SOLID FLANGES

DROP IN COVERS TO BE CLOSE COUPLED AND REMOVED AS SHOWN BELOW



PICTORAL VIEW
FOR REFERENCE ONLY
SCALE 1:5

TD Thomas Dudley Ltd.
P.O.Box 28, Birmingham New Road
Dudley, West Midlands, DY1 4SN
Telephone: 0121 530 7000
www.thomasdudley.co.uk

This document and any design incorporated in it is the property of Thomas Dudley Ltd.
It is strictly confidential and must used only for the purpose for which it is supplied and expressly authorised.
Reproduction, manufacture or communication to third parties, in whole or part without prior written authorisation is strictly prohibited and is an infringement of Thomas Dudley Ltd's copyright and/or design right.
Other intellectual property rights may also subsist in any part of this document or design or invention incorporated within them.
Please contact Thomas Dudley Ltd for further information.

A1
DIMENSIONS IN mm
DO NOT SCALE

LINEAR TOLERANCE:
ISO8062-3:2007 TO CT-9
UNLESS SPECIFIED ON
DRAWING

DRAWN C CORBETT	CHECKED H MISTRY	SHEET 2
DATE 13/08/2019	SCALE 1:5	
PROJECT TD UTILITY CASTINGS		
DESCRIPTION MANHOLE COVER AND FRAME ASSEMBLY 675x675x100 D400 DROP IN		
DRG No. 14521	ISSUE 1	