

Carrodrain Cayman







SIFON REINIGEN - NETTOYAGE DU SIPHON REINIGUNG DES SIPHONS - CLEANING THE TRAP

OPGELET: Neem periodiek het rooster uit met de multisleutel. U kan vervolgens manueel de sifon uitnemen voor reiniging. Gebruik nooit agressieve ontstoppingsproducten.

ATTENTION: Retirez périodiquement la grille au moyen de la clef multifonction. Vous pourrez ensuite retirer manuellement le siphon pour le nettoyer. N'utilisez jamais des déboucheurs agressifs..

BEACHTUNG: Den Rost regelmäßig mithilfe des Universalschlüssels herausnehmen. Anschließend können Sie den Siphon per Hand zum Reinigen herausnehmen. Nie aggressive Rohr-frei-Produkte verwenden.

ATTENTION: Remove the grate periodically with the multi-key tool. You can also remove the trap for cleaning. Never use aggressive drain cleaning substances.



hervullen / remplir / nachfüllen / refill