

CERTIFICATE OF ANALYSIS

PRODUCT NAME: Organic CBD Full Spectrum Tincture - Key Lime
PRODUCT STRENGTH: 2250mg
TINCTURE BATCH: 230907A
BEST BY DATE: 9/7/2023
HEMP EXTRACT LOT: 221707B- LD-0-00108

Physical Attributes

Test	Method	Specification	Results
Color	Internal	Golden to Amber	PASS
Odor	Internal	Characteristic - Coconut and Hemp - Lime	PASS
Appearance	Internal	Golden to Amber oil in brown glass bottle with dropper.	PASS
Primary Package Eval.	Internal	Container clean and free of filth. Container caps tight and shrink bands intact	PASS
Secondary Package Eval.	Internal	Labeling Compliance Checked, Cartons sturdy and clean. Sufficient cushion material exists. Box taped and secure.	PASS

Review of Third-Party Analysis

Panel	Method	Specification	Results*	Pass/Fail
Potency - Total CBD	HPLC-UV DAD	*NLT (product strength) mg / bottle	2625mg	PASS
Potency - D9-THC	HPLC-UV DAD	LOQ: 10 ppm (.001-0.3%)	80mg	PASS
Expanded Pesticide Panel	HPLC-QQQ	LOQ: Complies with CDPHE 6 CCR 1010-21 Industrial Hemp Extract	ND	PASS
Microbial Escherichia coli (STEC)	PCR	Complies with CDPHE 6 CCR 1010-21 - LOQ 1 CFU/25 gram	Below LOQ	PASS
Microbial Salmonella	PCR	Complies with CDPHE 6 CCR 1010-21 - LOQ 1 CFU/25 gram	Below LOQ	PASS
Microbial Yeast and Mold	Culture Plating	Complies with CDPHE 6 CCR 1010-21 - LOQ 10 ² CFU/gram	Below LOQ	PASS
Microbial Total Coliforms*	Culture Plating	Complies with CDPHE 6 CCR 1010-21 - LOQ 10 ² CFU/gram	Below LOQ	PASS
Microbial Total Aerobic Count*	Culture Plating	Complies with CDPHE 6 CCR 1010-21 - LOQ 10 ³ CFU/gram	Below LOQ	PASS
Heavy Metals Panel	ICP-MS	Arsenic (As): ≤1.5 ppm Cadmium (Cd): ≤0.5 ppm Lead (Pb): ≤0.5 ppm Mercury (Hg): ≤1.5 ppm	ND	PASS
Mycotoxins	ICP-MS	Total Aflatoxins <20 ppb† Afltoxin B1 < 5 ppb Ochratoxin < 5ppb	ND	PASS
Residual Solvents	GC-HS-MSD	LOQ: Complies with CDPHE 6 CCR 1010-21 Industrial Hemp Extract	ND	PASS

*Level of Quantitation, † Parts Per Million ‡ Part Per Billion CFU/g=Colony Forming Units per Gram
 *Nothing Less Than
 10²=100 CFU
 10³=1,000 CFU

Quality Certified



Name

9/22/2023

Date

2250mg Full Spectrum Tincture- Lime

Batch ID or Lot Number: 230907A	Test: Potency	Reported: 10Dec2022	USDA License: N/A
Matrix: Concentrate	Test ID: T000230175	Started: 08Dec2022	Sampler ID: N/A
	Method(s): TM14 (HPLC-DAD): Potency – Standard Cannabinoid Analysis	Received: 08Dec2022	Status: Active

Cannabinoids

	LOD (%)	LOQ (%)	Result (%)	Result (mg/g)	Notes
Cannabichromene (CBC)	0.006	0.022	0.362	3.62	
Cannabichromenic Acid (CBCA)	0.006	0.020	ND	ND	
Cannabidiol (CBD)	0.019	0.060	8.939	89.39	
Cannabidiolic Acid (CBDA)	0.019	0.062	<LOQ	<LOQ	
Cannabidivarin (CBDV)	0.004	0.014	0.065	0.65	
Cannabidivarinic Acid (CBDVA)	0.008	0.026	ND	ND	
Cannabigerol (CBG)	0.004	0.013	0.199	1.99	
Cannabigerolic Acid (CBGA)	0.015	0.053	ND	ND	
Cannabinol (CBN)	0.005	0.017	<LOQ	<LOQ	
Cannabinolic Acid (CBNA)	0.010	0.036	ND	ND	
Delta 8-Tetrahydrocannabinol (Delta 8-THC)	0.018	0.063	ND	ND	
Delta 9-Tetrahydrocannabinol (Delta 9-THC)	0.016	0.057	0.272	2.72	
Delta 9-Tetrahydrocannabinolic Acid (THCA-A)	0.014	0.051	ND	ND	
Tetrahydrocannabivarin (THCV)	0.003	0.012	<LOQ	<LOQ	
Tetrahydrocannabivarinic Acid (THCVA)	0.013	0.045	ND	ND	
Total Cannabinoids			9.837	98.37	
Total Potential THC			0.272	2.72	
Total Potential CBD			8.939	89.39	

Final Approval



Karen Winternheimer
10Dec2022
01:35:00 PM MST

PREPARED BY / DATE



Sam Smith
10Dec2022
01:37:00 PM MST

APPROVED BY / DATE



<https://results.botanacor.com/api/v1/coas/uuid/b49eda96-a82f-4995-a76c-aef3517b9fce>

Definitions

% = % (w/w) = Percent (weight of analyte / weight of product). ND = None Detected (defined by dynamic range of the method).
Total Potential Delta 9-THC or CBD is calculated to take into account the loss of a carboxyl group during decarboxylation step, using the following formulas: Total Potential Delta 9-THC = Delta 9-THC + (Delta 9-THCa *(0.877)) and Total CBD = CBD + (CBDA *(0.877)).

Testing results are based solely upon the sample submitted to SC Laboratories, Inc., in the condition it was received. SC Laboratories, Inc., warrants that all analytical work is conducted professionally in accordance with all applicable standard laboratory practices using validated methods. Data was generated using an unbroken chain of comparison to NIST traceable Reference Standards and Certified Reference Materials. This report may not be reproduced, except in full, without the written approval of SC Laboratories, Inc. ISO/IEC 17025:2017 Accredited by A2LA.



Cert #4329.02


CDPHE Certified
b49eda96a82f4995a76caef3517b9fce.2


2250mg Full Spectrum Tincture- Lime

Batch ID or Lot Number: 230907A	Test: Mycotoxins	Reported: 21Oct2022	USDA License: N/A
Matrix: Concentrate	Test ID: T000223802	Started: 19Oct2022	Sampler ID: N/A
	Method(s): TM18 (UHPLC-QQQ LCMS/MS): Mycotoxins	Received: 07Oct2022	Status: Active

Mycotoxins	Dynamic Range (ppb)	Result (ppb)	Notes
Ochratoxin A	1.29 - 118.48	ND	N/A
Aflatoxin B1	0.85 - 30.17	ND	
Aflatoxin B2	2.29 - 29.70	ND	
Aflatoxin G1	0.97 - 29.91	ND	
Aflatoxin G2	1.18 - 29.79	ND	
Total Aflatoxins (B1, B2, G1, and G2)		ND	

Final Approval


 Sam Smith
 21Oct2022
 10:29:00 AM MDT
 PREPARED BY / DATE


 Karen Winternheimer
 21Oct2022
 10:31:00 AM MDT
 APPROVED BY / DATE



<https://results.botanacor.com/api/v1/coas/uuid/8ccc393e-3ea3-4eb0-90d5-8e4c9ec4fb5e>

Definitions
 ND = None Detected (defined by dynamic range of the method)
 Dynamic Range = Limit of Quantitation (LOQ) through Upper Limit of Method Range

Testing results are based solely upon the sample submitted to SC Laboratories, Inc., in the condition it was received. SC Laboratories, Inc., warrants that all analytical work is conducted professionally in accordance with all applicable standard laboratory practices using validated methods. Data was generated using an unbroken chain of comparison to NIST traceable Reference Standards and Certified Reference Materials. This report may not be reproduced, except in full, without the written approval of SC Laboratories, Inc. ISO/IEC 17025:2017 Accredited by A2LA.



Cert #4329.02

CDPHE Certified
 8ccc393e3ea34eb090d58e4c9ec4fb5e.1

2250mg Full Spectrum Tincture- Lime
Batch ID: 230907A
Type: Concentrate

Test: Pesticides

Method: TM17

PESTICIDE RESIDUE

Compound	Dynamic Range (ppb)	Result (ppb)	Compound	Dynamic Range (ppb)	Result (ppb)
Acephate	34 - 2468	ND*	Malathion	291 - 2468	ND*
Acetamiprid	40 - 2468	ND*	Metalaxyl	39 - 2468	ND*
Abamectin	>342	ND*	Methiocarb	38 - 2468	ND*
Azoxystrobin	42 - 2468	ND*	Methomyl	42 - 2468	ND*
Bifenazate	28 - 2468	ND*	MGK 264 1	160 - 2468	ND*
Boscalid	42 - 2468	ND*	MGK 264 2	101 - 2468	ND*
Carbaryl	38 - 2468	ND*	Myclobutanil	38 - 2468	ND*
Carbofuran	39 - 2468	ND*	Naled	41 - 2468	ND*
Chlorantraniliprole	37 - 2468	ND*	Oxamyl	38 - 2468	ND*
Chlorpyrifos	42 - 2468	ND*	Paclobutrazol	40 - 2468	ND*
Clofentezine	269 - 2468	ND*	Permethrin	269 - 2468	ND*
Diazinon	280 - 2468	ND*	Phosmet	41 - 2468	ND*
Dichlorvos	>286	ND*	Propos	298 - 2468	ND*
Dimethoate	40 - 2468	ND*	Proxoxur	38 - 2468	ND*
E-Fenpyroximate	279 - 2468	ND*	Pyridaben	281 - 2468	ND*
Etofenprox	41 - 2468	ND*	Spinosad A	30 - 2468	ND*
Etoxazole	289 - 2468	ND*	Spinosad D	76 - 2468	ND*
Fenoxycarb	>31	ND*	Spiromesifen	>273	ND*
Fipronil	38 - 2468	ND*	Spirotetramat	>299	ND*
Flonicamid	38 - 2468	ND*	Spiroxamine 1	17 - 2468	ND*
Fludioxonil	>286	ND*	Spiroxamine 2	22 - 2468	ND*
Hexythiazox	36 - 2468	ND*	Tebuconazole	285 - 2468	ND*
Imazalil	272 - 2468	ND*	Thiacloprid	42 - 2468	ND*
Imidacloprid	41 - 2468	ND*	Thiamethoxam	38 - 2468	ND*
Kresoxim-methyl	43 - 2468	ND*	Trifloxystrobin	40 - 2468	ND*

* ND = None Detected (Defined by Dynamic Range of the method)

N/A

FINAL APPROVAL


Tyler Wiese



Ben Minton

PREPARED BY / DATE


APPROVED BY / DATE

Testing results are based solely upon the sample submitted to Botanacor Laboratories, LLC, in the condition it was received. Botanacor Laboratories, LLC warrants that all analytical work is conducted professionally in accordance with all applicable standard laboratory practices using validated methods. Data was generated using an unbroken chain of comparison to NIST traceable Reference Standards and Certified Reference Materials. This report may not be reproduced, except in full, without the written approval of Botanacor Laboratories, LLC.


2250mg Full Spectrum Tincture- Lime**Batch ID: 230907A****Type:** Concentrate**Test:** Residual Solvents**Method:** TM04**RESIDUAL SOLVENTS**

Solvent	Dynamic Range (ppm)	Result (ppm)
Propane	96 - 1911	*ND
Butanes (Isobutane, n-Butane)	178 - 3556	*ND
Methanol	53 - 1054	*ND
Pentane	91 - 1816	*ND
Ethanol	92 - 1838	*ND
Acetone	92 - 1849	*ND
Isopropyl Alcohol	97 - 1933	*ND
Hexane	6 - 116	*ND
Ethyl Acetate	96 - 1919	*ND
Benzene	0.2 - 3.7	*ND
Heptanes	92 - 1838	*ND
Toluene	17 - 335	*ND
Xylenes (m,p,o-Xylenes)	118 - 2359	*ND

* ND = None Detected (Defined by Dynamic Range of the method)

NOTES:
N/A**FINAL APPROVAL**
Ryan Weems

PREPARED BY / DATE


Ben Minton

APPROVED BY / DATE

Testing results are based solely upon the sample submitted to Botanacor Laboratories, LLC, in the condition it was received. Botanacor Laboratories, LLC warrants that all analytical work is conducted professionally in accordance with all applicable standard laboratory practices using validated methods. Data was generated using an unbroken chain of comparison to NIST traceable Reference Standards and Certified Reference Materials. This report may not be reproduced, except in full, without the written approval of Botanacor Laboratories, LLC. ISO/IEC 17025:2005 Accredited A2LA Certificate Number 4329.02



Certificate #4329.02

2250mg Full Spectrum Tincture- Lime**Batch ID:** 230907A**Test ID:** T000126133**Type:** Concentrate**Test:** Metals**Method:** TM19**HEAVY METALS**

Analyte	Dynamic Range (ppm)	Result (ppm)
Arsenic	0.092 - 9.20	ND
Cadmium	0.095 - 9.53	ND
Mercury	0.095 - 9.55	ND
Lead	0.095 - 9.52	ND

* ND = None Detected (Defined by Dynamic Range of the method)

FINAL APPROVAL

Daniel Weidensaul



Ben Minton



PREPARED BY / DATE

APPROVED BY / DATE

Testing results are based solely upon the sample submitted to Botanacor Laboratories, LLC, in the condition it was received. Botanacor Laboratories, LLC warrants that all analytical work is conducted professionally in accordance with all applicable standard laboratory practices using validated methods. Data was generated using an unbroken chain of comparison to NIST traceable Reference Standards and Certified Reference Materials. This report may not be reproduced, except in full, without the written approval of Botanacor Laboratories, LLC.

OFTKL2250

Batch ID or Lot Number: 230907A	Test: Microbial Contaminants	Reported: 18Sep2023	USDA License: N/A
Matrix: Finished Product	Test ID: T000255908	Started: 13Sep2023	Sampler ID: N/A
	Method(s): TM25 (qPCR) TM24, TM26, TM27 (Culture Plating): Microbial (Colorado Panel)	Received: 13Sep2023	Status: Active

Microbial Contaminants

Contaminants	Method	LOD	Quantitation Range	Result	Notes
STEC	TM25: PCR	10 ⁰ CFU/25g	NA	Absent	Free from visual mold, mildew, and foreign matter
<i>Salmonella</i>	TM25: PCR	10 ⁰ CFU/25g	NA	Absent	
Total Yeast and Mold*	TM24: Culture Plating	10 ¹ CFU/g	1.0x10 ² - 1.5x10 ⁴	None Detected	
Total Aerobic Count*	TM26: Culture Plating	10 ² CFU/g	1.0x10 ³ - 1.5x10 ⁵	None Detected	
Total Coliforms*	TM27: Culture Plating	10 ¹ CFU/g	1.0x10 ² - 1.5x10 ⁴	None Detected	

Final Approval



Brianne Maillot
17Sep2023
09:13:00 AM MDT



Brett Hudson
18Sep2023
11:43:00 AM MDT



PREPARED BY / DATE

APPROVED BY / DATE

<https://results.botanacor.com/api/v1/coas/uuid/4253ecb9-b2f3-4ef6-ad79-efd20210561c>

Definitions

* Values recorded in scientific notation, a common microbial practice of expressing numbers that are too large to be conveniently written in decimal form. Examples: 10² = 100 CFU, 10³ = 1,000 CFU, 10⁴ = 10,000 CFU, 10⁵ = 100,000 CFU
CFU/g = Colony Forming Units per Gram, LOD = Limit of Detection
ULOQ = Upper Limit of Quantitation, LLOQ = Lower Limit of Quantitation
STEC = Shiga Toxin-Producing E. coli

Testing results are based solely upon the sample submitted to SC Laboratories, Inc., in the condition it was received. SC Laboratories, Inc., warrants that all analytical work is conducted professionally in accordance with all applicable standard laboratory practices using validated methods. Data was generated using an unbroken chain of comparison to NIST traceable Reference Standards and Certified Reference Materials. This report may not be reproduced, except in full, without the written approval of SC Laboratories, Inc. ISO/IEC 17025:2017 Accredited by A2LA.



Cert #4329.02

CDPHE Certified
4253ecb9b2f34ef6ad79efd20210561c.1