

Non-Combustible Underfloor Vent - 6 to 8 Courses

Code: **G1365**

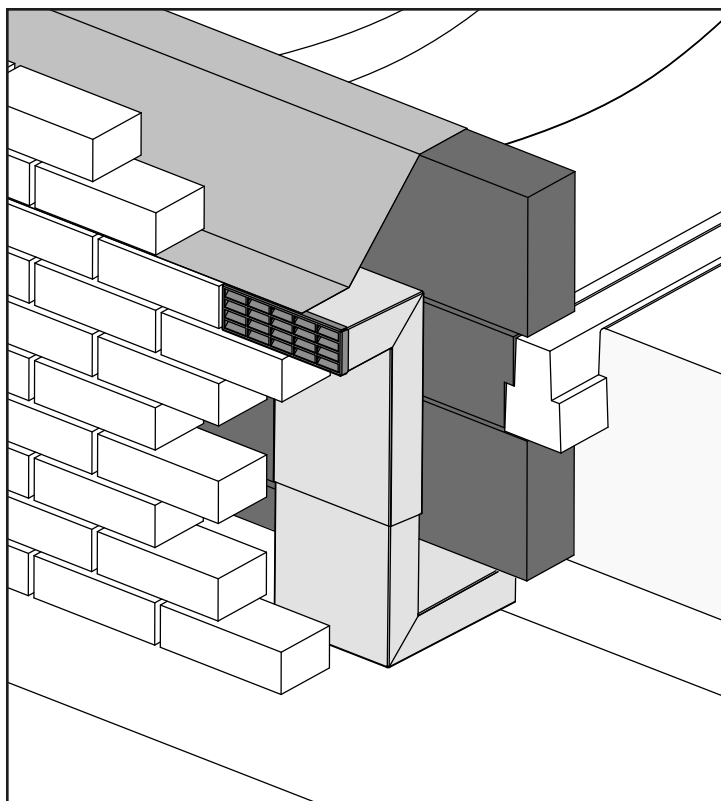
### Description

The G1365 Non-Combustible Underfloor Ventilator is designed to provide a clear, unobstructed airflow passage to a void beneath an insulated suspended floor. The vent is constructed from Stainless Steel in order to be non-combustible and offer no contribution to fire. The front aperture of the duct is finished with a louvred grille slip available in a choice of 3 colours.

The evolving requirements of Part L of the Building Regulations in pursuit of energy efficiency have led to an increase in the depth of thermal insulation in suspended floors along with an increase in cavity widths to accommodate greater amounts of cavity wall insulation. This has meant that clear access to an underfloor void may require a significant vertical drop along with a large horizontal span to bridge over from the inlet point in the outer leaf.

The telescopic nature of the vent allows for vertical adjustment of between 6 to 8 brick courses and the span of the horizontal outlet is long enough to bridge through an overall wall thickness of 360mm. Both the vertical and horizontal sections of the duct can be extended using the G1361 Extension Sleeve, which adds an additional 150mm to either direction.

Due to the design, manufacture and telescopic adjustability of the products, the ducting paths are not airtight along their length there will be a limited degree of leakage both into and from the cavity void to the ducting channel.



<b>Colours</b>	Terracotta, Buff & Black (Grille Slip only)
<b>Packing Details</b>	1 per box (includes Grille Slip)
<b>Box Weight</b>	4.78 kg
<b>Part Weight</b>	4.24 kg
<b>Materials</b>	Duct: 304 Stainless Steel Grille Slip: 304 Stainless Steel with powder coating
<b>Manufacturing Process</b>	Fabricated
<b>Geometric Free Area</b>	6,500 mm <sup>2</sup>
<b>Vertical Extension</b>	6-8 courses (325mm - 525mm)
<b>Horizontal Span</b>	360mm (Including grille slip)

MANTHORPE BUILDING PRODUCTS LTD  
MANTHORPE HOUSE  
BRITAIN DRIVE  
CODNOR GATE BUSINESS PARK  
RIPLEY  
DERBYSHIRE DE5 3ND

TEL: 01773 303 000  
FAX: 01773 303 300  
EMAIL:  
mbp.care@manthorpebp.co.uk  
WEB:  
www.manthorpebp.co.uk

DRN B.H.

Date 03/03/21

DRG No

Issue

The company maintains a policy of continuous development of its product range and reserves the right to amend the specification without notice.

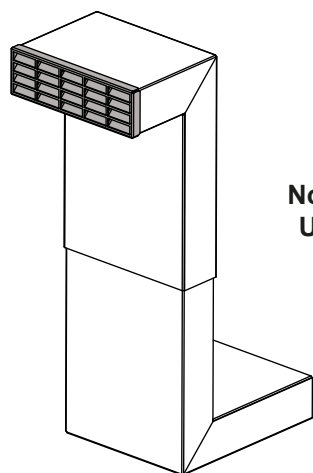
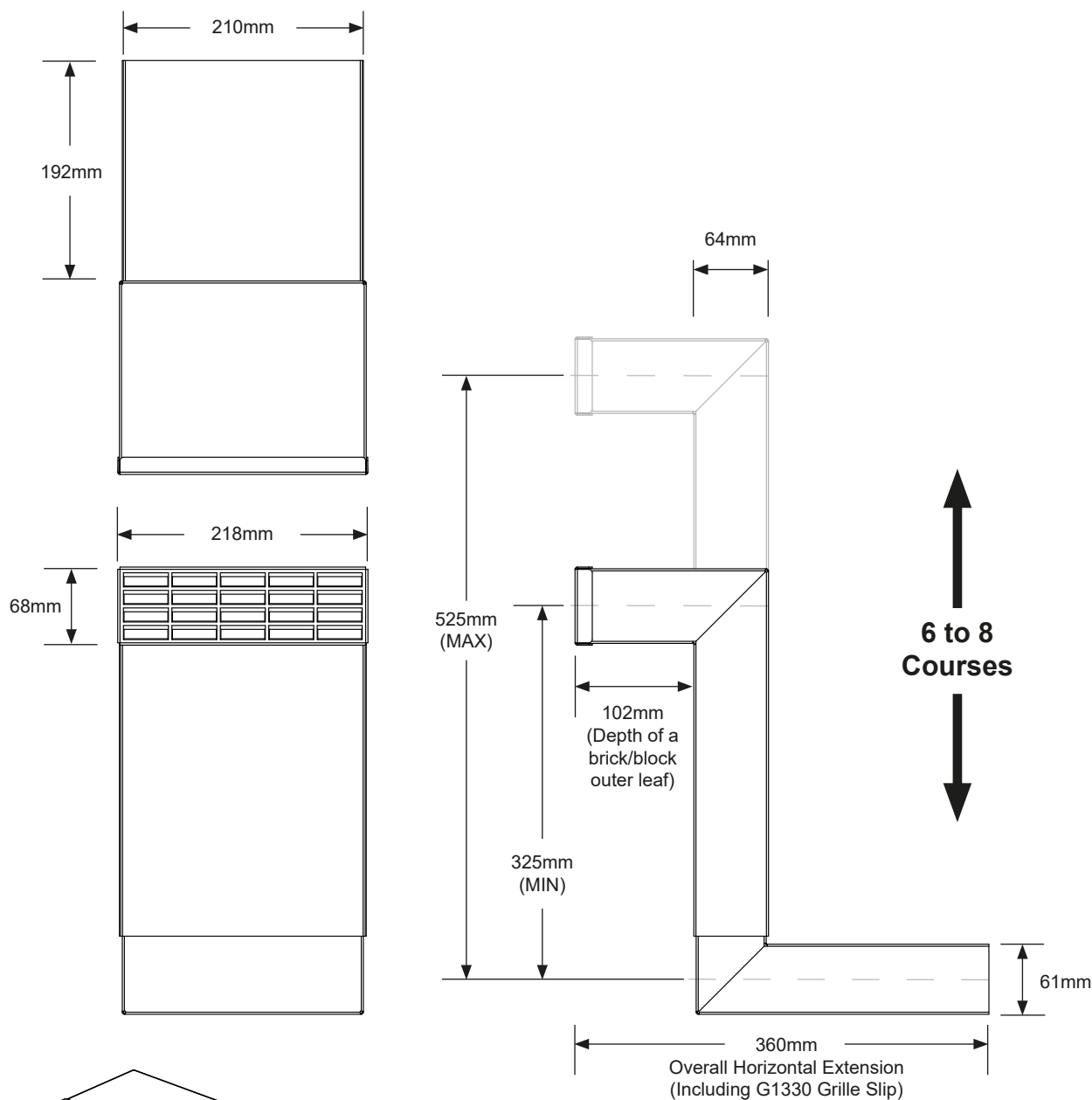
**MBP 8368**

**A**

1 of 4

Non-Combustible Underfloor Vent - 6 to 8 Courses

Code: **G1365**



**Non-Combustible Underfloor Vent**  
G1365

**NOTE:**

The minimum vertical drop that is achievable with the vent is 6 courses.

G1361 Extension Sleeves can be used to extend the maximum drop beyond 8 courses, each sleeve adds 150mm extension either vertically or horizontally.

MANTHORPE BUILDING PRODUCTS LTD  
MANTHORPE HOUSE  
BRITAIN DRIVE  
CODNOR GATE BUSINESS PARK  
RIPLEY  
DERBYSHIRE DE5 3ND

TEL: 01773 303 000  
FAX: 01773 303 300  
EMAIL:  
mbp.care@manthorpebp.co.uk  
WEB:  
www.manthorpebp.co.uk

DRN B.H.

Date 03/03/21

DRG No

Issue

The company maintains a policy of continuous development of its product range and reserves the right to amend the specification without notice.

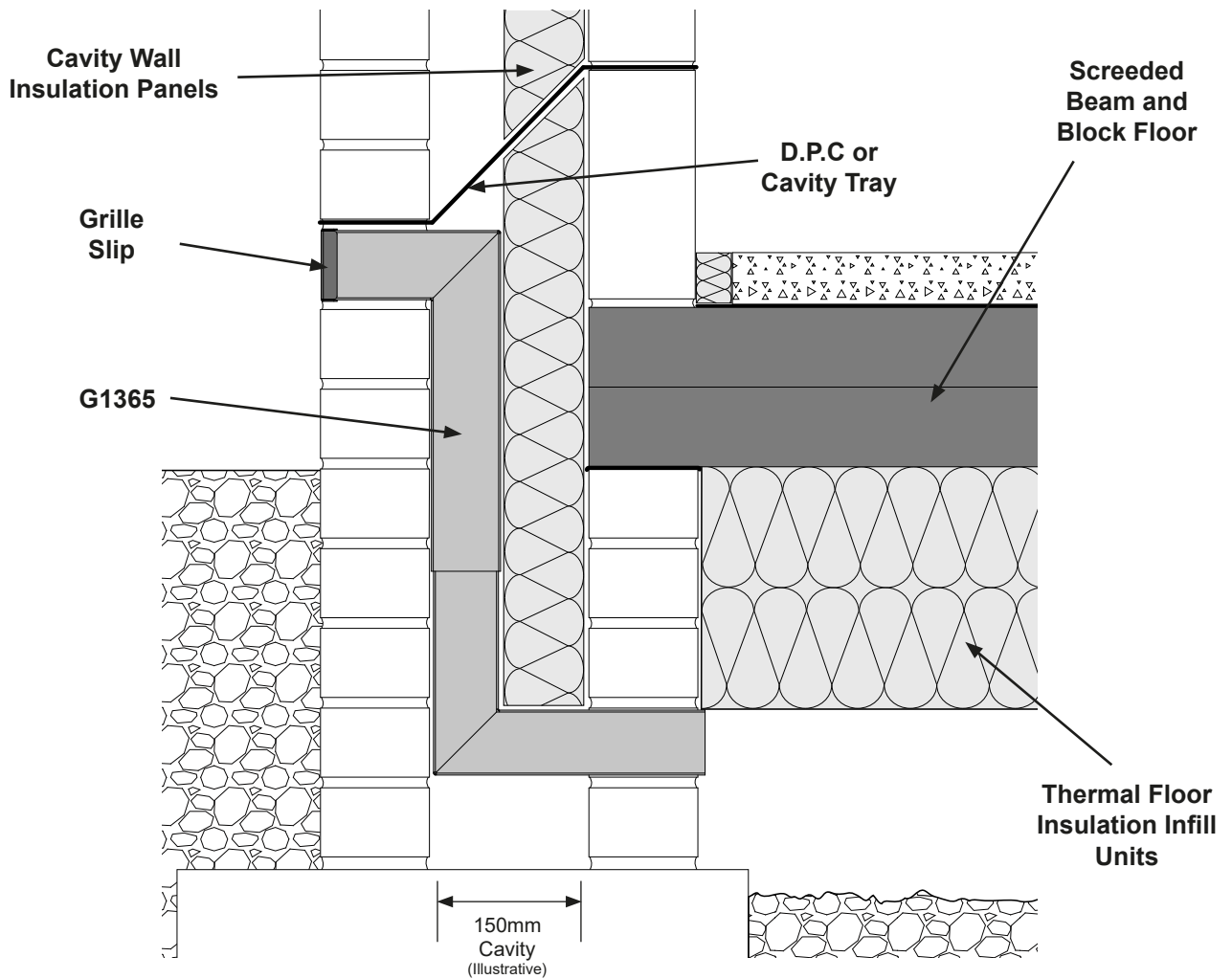
**MBP 8368**

**A**

2 of 4

Non-Combustible Underfloor Vent - 6 to 8 Courses

Code: **G1365**



### Fitting Instructions

The G1365 Non-Combustible Underfloor Ventilator should be installed during the normal course of bricklaying. The vent can be fitted as an assembled unit, or the base component can be positioned first, with the top added later when the bricklaying reaches the correct height. If fitted above the D.P.C then a suitable cavity tray should be fitted above the vent. Both the vertical and horizontal sections of the duct can be extended using the G1361 Extension Sleeve, which adds an additional 150mm to either direction.

It is recommended that underfloor ventilators should be installed in at least two opposing walls to create a cross flow of ventilation into the underfloor void, with vents regularly placed at not more than two metre centres and within 450mm of each end of the wall to ensure an even distribution of air to the floor void. Bricklaying should then be completed as normal although care should be taken to keep the air flow passage clear from mortar droppings and other obstructions. For further information and details on the calculations for working out the total number of vents required for a specific underfloor void, see the Building Regulations Approved Document C - Section 4.19. Additional guidance is given in the NHBC Standards - Section 5.2.10.

MANTHORPE BUILDING PRODUCTS LTD  
 MANTHORPE HOUSE  
 BRITAIN DRIVE  
 CODNOR GATE BUSINESS PARK  
 RIPLEY  
 DERBYSHIRE DE5 3ND

TEL: 01773 303 000  
 FAX: 01773 303 300  
 EMAIL:  
 mbp.care@manthorpebp.co.uk  
 WEB:  
 www.manthorpebp.co.uk

DRN B.H.

Date 03/03/21

DRG No

Issue

The company maintains a policy of continuous development of its product range and reserves the right to amend the specification without notice.

**MBP 8368**

**A**

3 of 4

Non-Combustible Underfloor Vent - 6 to 8 Courses

Code: **G1365**

### Material Properties

*As outlined in Building Regulations Approved Document B Regulation 7(2) and Requirement B4 for use in relevant buildings, such as those with a storey at least 18m above ground level, and to help meet the requirement of Scottish Building Standards [Technical Handbook 2019: Domestic] Section 2.7.2 for buildings with a storey at a height of more than 11m above the ground:*

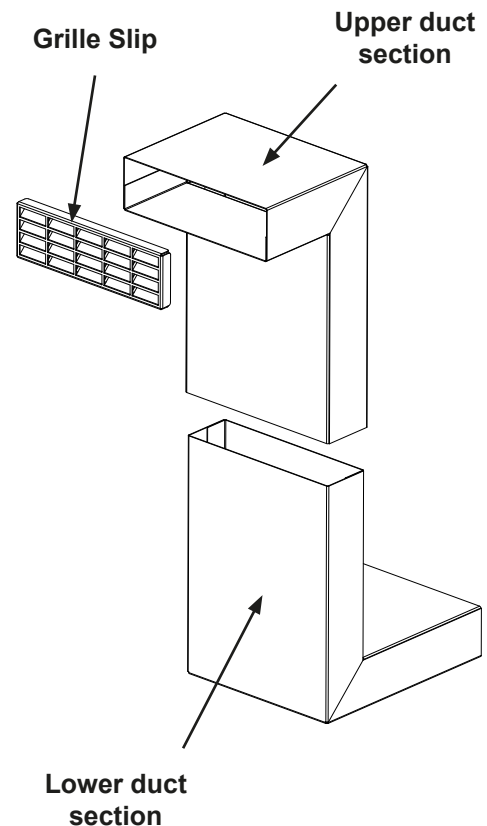
The product is manufactured from a 304 grade of Stainless Steel, the ventilator ducting sections are considered A1 rated without the need for testing in accordance with the guidance of the European Commission Paper 96/603/EC as referenced in BS EN 13501-1:2018. The grille slips are also manufactured from 304 Stainless Steel and are finished with an inorganic powder coating which has been tested to the requirements of EN 13823 and ISO 1716 and is classified as A2 s1 d0 according to BS EN 13501-1. Stainless Steel grade 304 has good resistance to oxidation in intermittent service up to 870°C and in continuous service to 925°C.

### Part B Considerations & Limitations

Due to the design, manufacture and telescopic adjustability of the products, the ducting paths are not airtight along their length there will be a limited degree of leakage both into and from the cavity void to the ducting channel. This means that while the ventilators are classed as A2-s3, d2 or better in accordance with Section 10.6 in that they will not contribute to fire in terms of a fuel source, the ducts are not classed as fire resistant.

The ventilators provide a ducting path through the cavity void and into the sub-floor void of the building. As the duct is not fire stopped and the telescopic joint between the upper and lower sections is not sealed, the movement of air is possible between these voids, which in the event of a fire could allow for the transition of hot gases from the duct into the adjacent voids.

The designed placement of the underfloor ventilator should only transition through the cavity wall outboard of the fire compartmentation of the dwelling, at no point should the duct path be penetrated fully through the compartment wall, floor or barrier construction.



MANTHORPE BUILDING PRODUCTS LTD  
MANTHORPE HOUSE  
BRITAIN DRIVE  
CODNOR GATE BUSINESS PARK  
RIPLEY  
DERBYSHIRE DE5 3ND

TEL: 01773 303 000  
FAX: 01773 303 300  
EMAIL:  
mbp.care@manthorpebp.co.uk  
WEB:  
www.manthorpebp.co.uk

DRN B.H.

Date 03/03/21

DRG No

Issue

The company maintains a policy of continuous development of its product range and reserves the right to amend the specification without notice.

**MBP 8368**

**A**  
4 of 4